

ÖZ EKİN PROFİL®

ALÜMİNYUM SİSTEMLERİ

ALÜMİNYUM PROFİL SİSTEM KATALOĞU

ALUMINUM PROFILE SYSTEM CATALOG



www.ozekin.com.tr



Üretim Tesisi (Production Facility)

Öz Ekin Grup; 1988'den bu yana sahip olduğu tecrübesi ve alanında profesyonel kadrosu ile tam donanımlı olarak Malatya 2. Organize Sanayi'de 20.000 metrekare alan üzerinde kurulmuştur. PVC & Alüminyum Sistemler, Cam İşleme Tesisi ve Teknik Camlama Sistemleri (Cam Balkon Sistemleri) olarak 3 ana alanda hizmet vermektedir. **Ekin Profil** markamızla PVC ve alüminyum sektöründe Türkiye ve dünyadaki müşterilerimize ürün ve hizmet sunmaya devam ediyoruz.

VİZYONUMUZ

PVC & Alüminyum Profil Sistemlerinde yaptığımız yenilikçi ürünler ile rakiplerini geri çekmeden sektörün lideri olmaktır.

MİSYONUMUZ

Geliştirdiğimiz ürünler ile sektörümüzde dünyaya öncülük etmek.



Oz Ekin Group has been established on an area of 20.000 square meters in Malatya 2nd Organized Industrial Zone with its experience and professional staff since 1988. It serves in 3 main areas as PVC & Aluminum Systems, Glass Processing Plant and Technical Glazing Systems (Glass Balcony Systems). With our brand **Ekin Profil**, we continue to offer products and services to our customers in Türkiye and all around the world in the PVC & aluminum industry.

OUR VISION

To be the leader of the industry with the innovative products we make in PVC & Aluminum Profile Systems.

OUR MISSION

To lead our industry in the world with the products we have developed.



Certification of Registration

CE

CE DECLARATION OF CONFORMITY / AT UYGUNLUK BEYANI
Certificate No:- QACS-CE-TUR-OE-882

**ÖZ EKİN PVC KOLLEKTÖR SANAYİ VE TİCARET
LİMİTED ŞİRKETİ**

ADDRESS: 2. ORGANİZE SANAYİ BÖLGESİ HAVAALANI YOLU 4. KM
YEŞİLYURT / MALATYA TÜRKİYE
SITE 1: KAVAKLIBAĞ MAHALLESİ HALEP CADDESİ LEBLEBİCİ
SOKAK NO: 2 MALATYA / TÜRKİYE
SITE 2: MALATYA TEKNOKENT TTK ELAZIĞ YOLU İNÖNÜ ÜNİVERSİTESİ
KARŞISI MALATYA / TÜRKİYE

That the following described product in our delivered version complies with the applicable basic safety and health requirements of the Construction Products Directive (CPD) as amended based on its design and type, as brought into circulation by us. In case of alteration of the product not agreed upon by us, this declaration will lose its validity

**This is to certify that the technical documentation for the -
PRODUCT:-**

PVC KAPI VE PENCERE SİSTEMLERİ, ALÜMİNYUM KAPI, PENCERE, CEPHE, KOMPOZİT VE KORKULUK, FOTOSEL, PANJUR, KEPENK, CAM BALKON SİSTEMLERİ, PERGOLA, TENTE, HAREKETLİ KÜPEŞTE (GIYOTİN SİSTEMİ) VE MOTORLU AÇILIR ÇATI SİSTEMLERİ ÜRETİMİ, SATIŞI VE MONTAJI PRODUCTION, SALES AND INSTALLATION OF PVC DOOR AND WINDOW SYSTEMS, ALUMINUM DOOR, WINDOW, FRONTAGE, COMPOSITE AND RAILING, PHOTOCELL, SHUTTER, BALCONY GLAZING SYSTEMS, PERGOLA AND SHADING SYSTEMS, AWNING AND TENTS, MOVING HANDRAIL (GUILLotine SYSTEMS) AND MOTORIZED RETRACTABLE ROOF SYSTEMS

Certificate Issue Date:- 03/04/2019
Certificate Expiry Date:- 02/04/2022

This certificate is issued under the following conditions:-

1. It applies only to the quality system maintained in the trading of above referenced products and it does not substitute the design or type examination procedure, if requested.
2. The certificate remains valid until the trading conditions or the quality systems are changed.
3. The certificate validity is conditioned by positive results or surveillance audits.
4. After fulfilling the relevant EU legislation, the trader shall affix to each product, of the referenced products, the CE mark as shown above can be used, under the responsibility of the trader, after completion of an EC declaration of conformity and compliance with all relevant EC directives. The statement is based on a single evaluation of the sample of above mentioned product. It does not imply an assessment of the whole trading facility.


Authorized Signatory



QACS International

Email Id: info@qacertification.asia, operationqacs@gmail.com, officeqacs@gmail.com
www.qacsworld.com, www.qacsintl.ae





Certification of Registration

ÖZ EKİN PVC KOLLEKTÖR SANAYİ VE TİCARET LİMİTED ŞİRKETİ

ADDRESS: 2. ORGANİZE SANAYİ BÖLGESİ HAVAALANI YOLU 4. KM
YEŞİLYURT / MALATYA TÜRKİYE
SITE 1: KAVAKLIBAĞ MAHALLESİ HALEP CADDESİ LEBLEBİCİ
SOKAK NO: 2 MALATYA / TÜRKİYE
SITE 2: MALATYA TEKNOKENT TTK ELAZIĞ YOLU İNÖNÜ ÜNİVERSİTESİ
KARŞISI MALATYA / TÜRKİYE

QACS INTERNATIONAL

*Certify that the information "Energy Management System" of the above organisation has been
Audited and found to be in accordance with these requirements of standard detailed below.*

ISO 50001:2011

PVC KAPI VE PENCERE SİSTEMLERİ, ALÜMİNYUM KAPI, PENCERE, CEPHE, KOMPOZİT VE KORKULUK,
FOTOSEL, PANJUR, KEPENK, CAM BALKON SİSTEMLERİ, PERGOLA, TENTE, HAREKETLİ KÜPEŞTE
(GİYOTİN SİSTEMİ) VE MOTORLU AÇILIR ÇATI SİSTEMLERİ ÜRETİMİ, SATIŞI VE MONTAJI
PRODUCTION, SALES AND INSTALLATION OF PVC DOOR AND WINDOW SYSTEMS, ALUMINUM DOOR,
WINDOW, FRONTAGE, COMPOSITE AND RAILING, PHOTOCELL, SHUTTER, BALCONY GLAZING
SYSTEMS, PERGOLA AND SHADING SYSTEMS, AWNING AND TENTS, MOVING HANDRAIL (GUILLOTINE
SYSTEMS) AND MOTORIZED RETRACTABLE ROOF SYSTEMS

Certificate No:- QACS-EMS-TUR-OE-019956

*This certification was conducted in accordance with the qacs international f.z.c auditing and
Certification procedures and it is remain valid subject to annual surveillance audits.*

Certificate Issue Date: 3rd April 2019

Date of Initial Registration: 3rd April 2019

Certificate Validity:- 3 Years

1st Surveillance Date: 2nd April 2020

2nd Surveillance Date: 2nd April 2021

Expiry Date:- 2nd April 2022

Note: Certificate shall be valid after surveillance, only if continuation letter by QACS is present.

To Check the certificate validity please

Refer Web:- (www.qacsworld.com)

Authorised Signatory



QACS International

Email Id: info@qacertification.asia, operationqacs@gmail.com, officeqacs@gmail.com
www.qacsworld.com, www.qacsintl.ae

SQR CERTIFICATION

SQR
INTERNATIONAL
CERTIFICATION

Sertifika
CERTIFICATE

**ÖZ EKİN PVC KOLLEKTÖR SANAYİ VE
TİCARET LİMİTED ŞİRKETİ**

2. ORGANİZE SANAYİ BÖLGESİ HAVAALANI YOLU 4. KM YEŞİLYURT/MALATYA/TÜRKİYE
KAVAKLIBAĞ MAHALLESİ HALEP CADDESİ LEBLEBİCİ SOKAK NO: 2 MALATYA/TÜRKİYE
MALATYA TEKNOKENT TTK ELAZIĞ YOLU İNÖNÜ ÜNİVERSİTESİ KARŞISI
MALATYA/TÜRKİYE

ISO/IEC 27001:2013

Kapsam/Scope

PVC KAPI VE PENCERE SİSTEMLERİ, ALÜMİNYUM KAPI, PENCERE, CEPHE,
KOMPOZİT VE KORKULUK, FOTOSEL, PANJUR, KEPENK, CAM BALKON
SİSTEMLERİ, PERGOLA, TENTE, HAREKETLİ KÜPEŞTE (GİYOTİN SİSTEMİ) VE
MOTORLU AÇILIR ÇATI SİSTEMLERİ ÜRETİMİ, SATIŞI VE MONTAJI

PRODUCTION, SALES AND INSTALLATION OF PVC DOOR AND WINDOW SYSTEMS,
ALUMINUM DOOR, WINDOW, FRONTAGE, COMPOSITE AND RAILING, PHOTOCCELL,
SHUTTER, BALCONY GLAZING SYSTEMS, PERGOLA AND SHADING SYSTEMS,
AWNING AND TENTS, MOVING HANDRAIL (GUILLOTINE SYSTEMS) AND
MOTORIZED RETRACTABLE ROOF SYSTEMS

Bu sertifika ile yukarıda adı geçen kuruluşun Bilgi Güvenliği Yönetim Sistemi gerekliliklerini karşıladığı taahhüt olunur.

This is to certify that the above mentioned Company meets the requirement of Information Security Management System.

Belge NO / Certification Number	: MTS-13464
İlk Kayıt Tarihi / Date of Initial Reg.	: 3.04.2019
Başım Tarihi / Date of Certificate	: 3.04.2019
Geçerlilik Tarihi / Date of Expiry	: 2.04.2020
Yeniden Belgelendirme Tarihi / Date of Recertification	: 2.04.2022
Uygulanabilirlik Bölgesi / SOA	: ÜB 12.10.2017 Rev 01

SQR
INTERNATIONAL
CERTIFICATION

IAS
ACCREDITED
Management
Systems
Certification Body
MSCB-136

SIGMACERT
ULUSLARARASI BELGELENDİRME
EĞİTİM VE TEST HİZMETLERİ LTD. ŞTİ

Ostim Mahallesi 2239/1 Sokak No: 7/3
Tel: +90 312 389 00 85 - Yenimahalle / ANKARA
belgelendirme@sigmacert.com.tr • www.sigmacert.com.tr

SQR
INTERNATIONAL
CERTIFICATION

Certification of Registration

ÖZ EKİN PVC KOLLEKTÖR SANAYİ VE TİCARET LİMİTED ŞİRKETİ

ADDRESS: 2. ORGANİZE SANAYİ BÖLGESİ HAVAALANI YOLU 4. KM
YEŞİLYURT / MALATYA TÜRKİYE
SITE 1: KAVAKLIBAĞ MAHALLESİ HALEP CADDESİ LEBLEBİCİ
SOKAK NO: 2 MALATYA / TÜRKİYE
SITE 2: MALATYA TEKNOKENT TTK ELAZIĞ YOLU İNÖNÜ
ÜNİVERSİTESİ KARŞISI MALATYA / TÜRKİYE

QACS INTERNATIONAL

Certify that the occupational health & safety management system of the above organisation has been audited and found to be in accordance with the requirements of standard detailed below.

OHSAS 18001:2007

PVC KAPI VE PENCERE SİSTEMLERİ, ALÜMİNYUM KAPI, PENCERE, CEPHE, KOMPOZİT VE KORKULUK, FOTOSEL, PANJUR, KEPENK, CAM BALKON SİSTEMLERİ, PERGOLA, TENTE, HAREKETLİ KÜPEŞTE (GIYOTİN SİSTEMİ) VE MOTORLU AÇILIR ÇATI SİSTEMLERİ ÜRETİMİ, SATIŞI VE MONTAJI
PRODUCTION, SALES AND INSTALLATION OF PVC DOOR AND WINDOW SYSTEMS, ALUMINUM DOOR, WINDOW, FRONTAGE, COMPOSITE AND RAILING, PHOTOCELL, SHUTTER, BALCONY GLAZING SYSTEMS, PERGOLA AND SHADING SYSTEMS, AWNING AND TENTS, MOVING HANDRAIL (GUILLOTINE SYSTEMS) AND MOTORIZED RETRACTABLE ROOF SYSTEMS

Certificate No:- QAIS-O-TUR-OE-02.19.002

This certification was conducted in accordance with the qacs international f.z.c auditing and Certification procedures and it is remain valid subject to annual surveillance audits.

Certificate Issue Date: 3rd April 2019
Date of Initial Registration: 3rd April 2019
Certificate Validity:- 2 Years

1st Surveillance Date: 2nd April 2020
Expiry Date:- 11th March 2021

Note: Certificate shall be valid after surveillance, only if continuation letter by QACS is present.

To Check the certificate validity please
Refer Web:- (www.qacsworld.com).

Authorized Signatory

Authorized Signatory



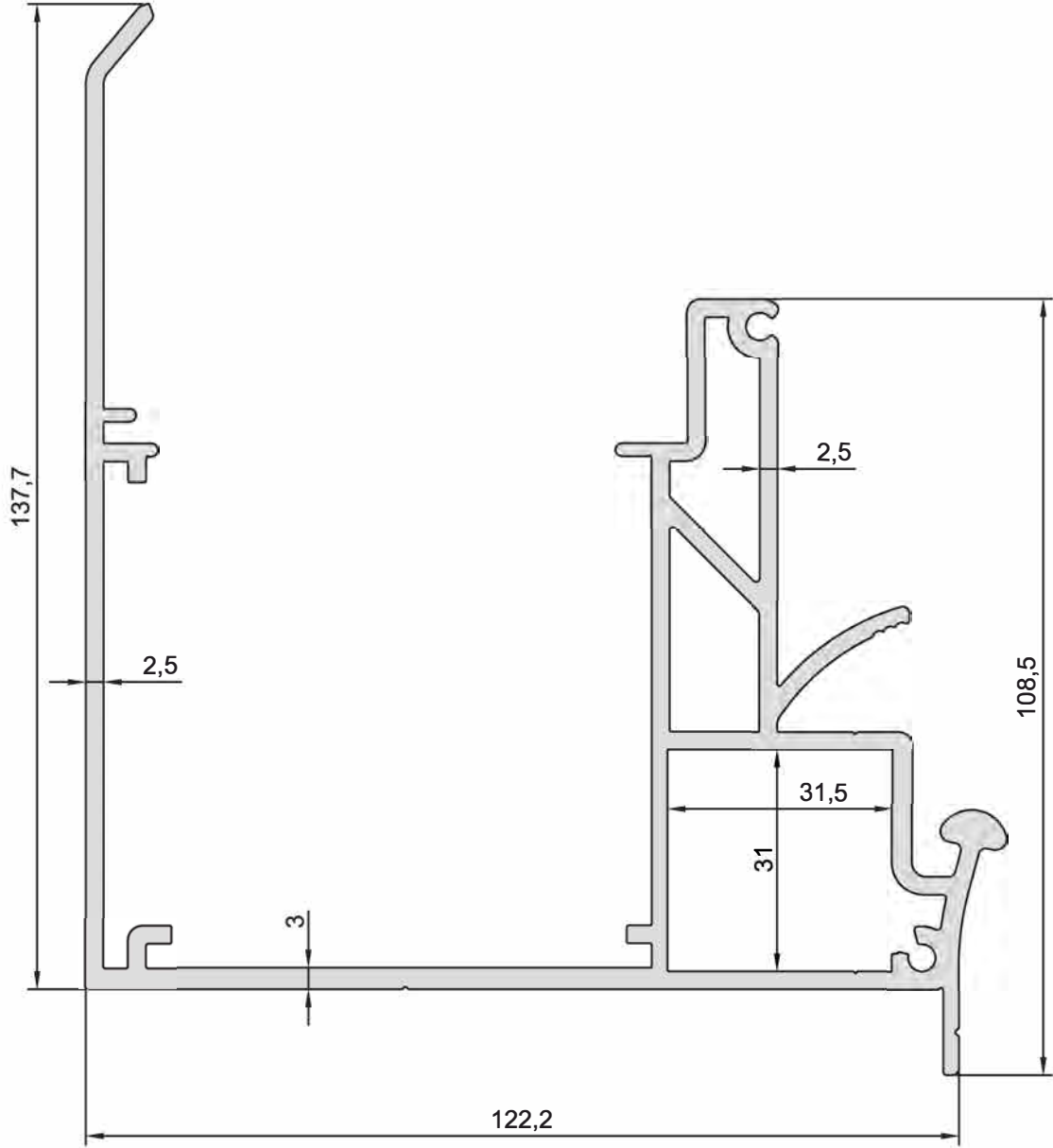
QACS International

Email Id: info@qacertification.asia, operationqacs@gmail.com, officeqacs@gmail.com
www.qacsworld.com, www.qacsintl.ae

SİSTEM KATALOĞU (GENERAL CATALOG)

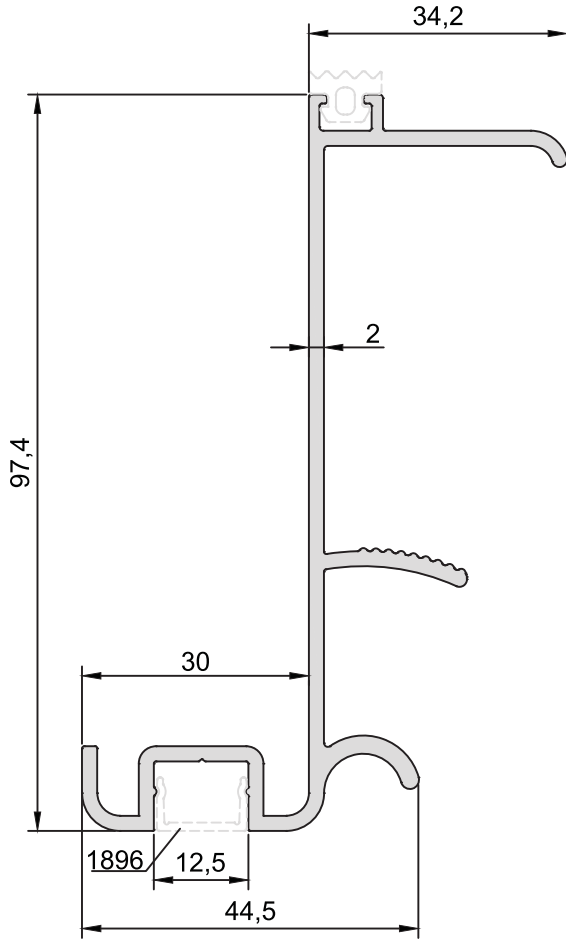
Kış Bahçesi (Winter Garden)	01 - 08
AC-55 / 1,5 mm Yalıtımsız Sistem (Non Insulated System)	11 - 58
AC-55 / 2 mm Yalıtımsız Sistem (Non Insulated System)	60 - 106
AT-55 / 1,5 mm Yalıtımlı Sistem (Insulated System)	108 - 156
AT-55 / 2 mm Yalıtımlı Sistem (Insulated System)	158 - 204
ASL-60 / Yalıtımlı Sürme Sistem (Insulated Sliding System)	206 - 244

Kış Bahçesi (Winter Garden)

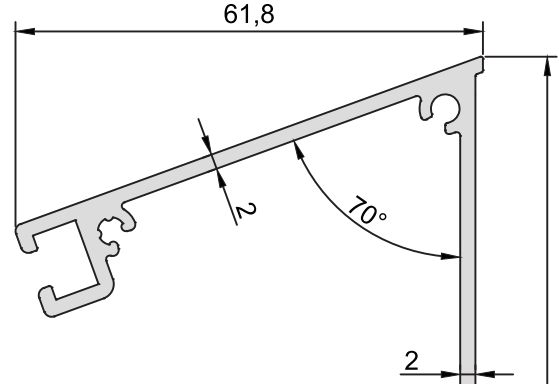


KOD-CODE TEORİK AĞIRLIK
8503 THEORETICAL WEIGHT
4,207 Kg/m

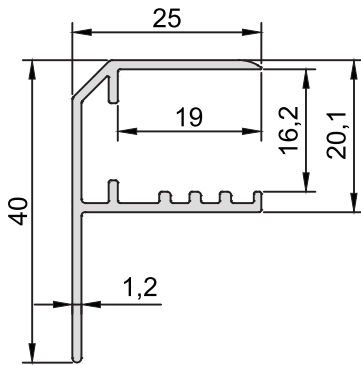
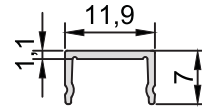
Kış Bahçesi (Winter Garden)



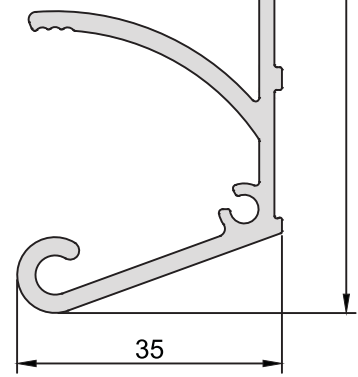
KOD-CODE 8505
TEORİK AĞIRLIK
THEORETICAL WEIGHT
1,236 Kg/m



KOD-CODE 1896
TEORİK AĞIRLIK
THEORETICAL WEIGHT
0,065 Kg/m

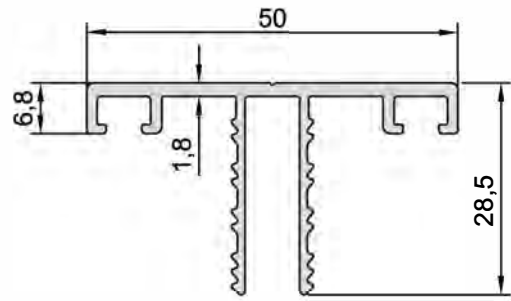
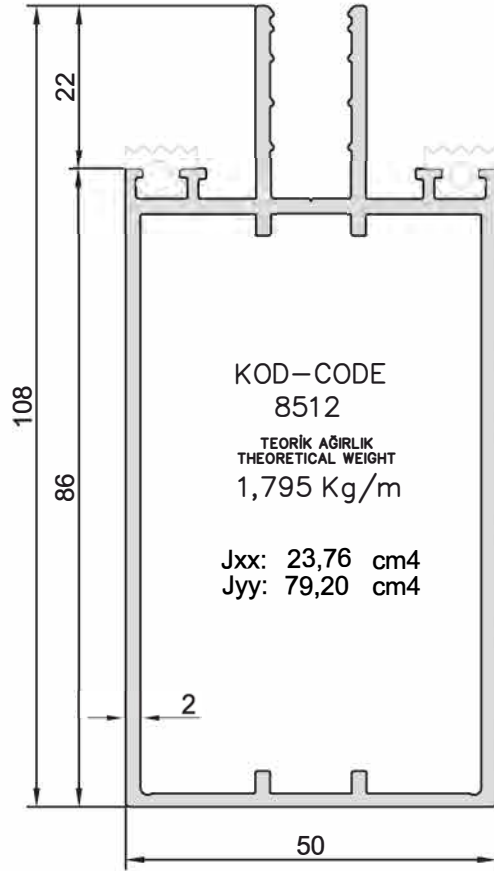


KOD-CODE 8508
TEORİK AĞIRLIK
THEORETICAL WEIGHT
0,318 Kg/m



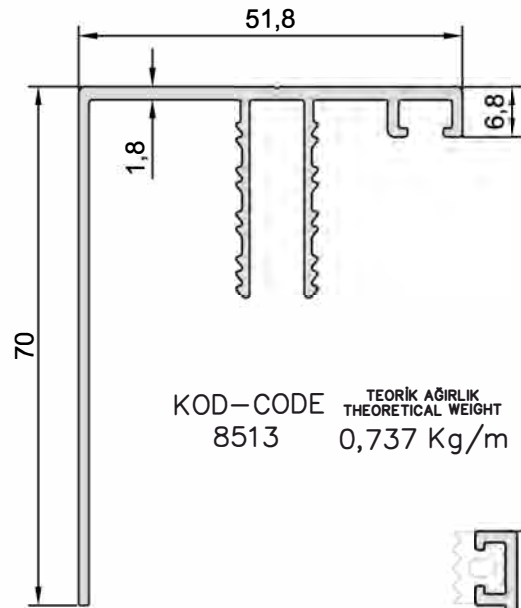
KOD-CODE 8504
TEORİK AĞIRLIK
THEORETICAL WEIGHT
2,065 Kg/m

Kış Bahçesi (Winter Garden)



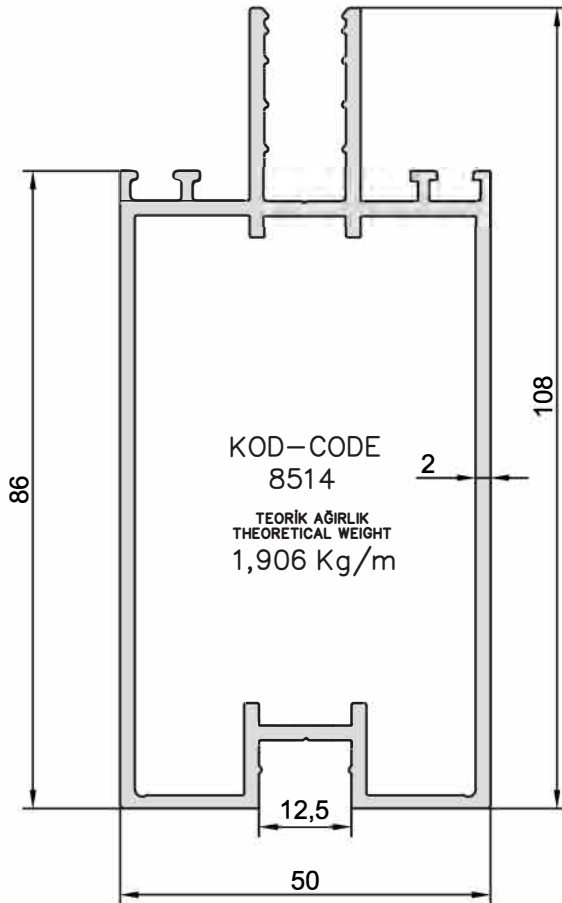
KOD-CODE
8509

TEORİK AĞIRLIK
THEORETICAL WEIGHT
0,518 Kg/m



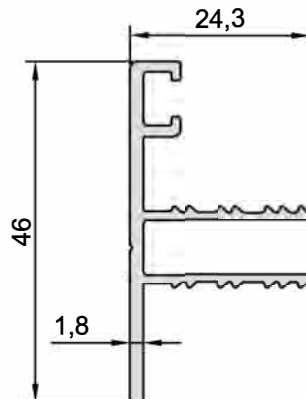
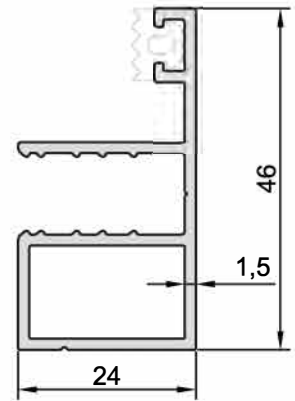
KOD-CODE
8513

TEORİK AĞIRLIK
THEORETICAL WEIGHT
0,737 Kg/m



KOD-CODE
8511

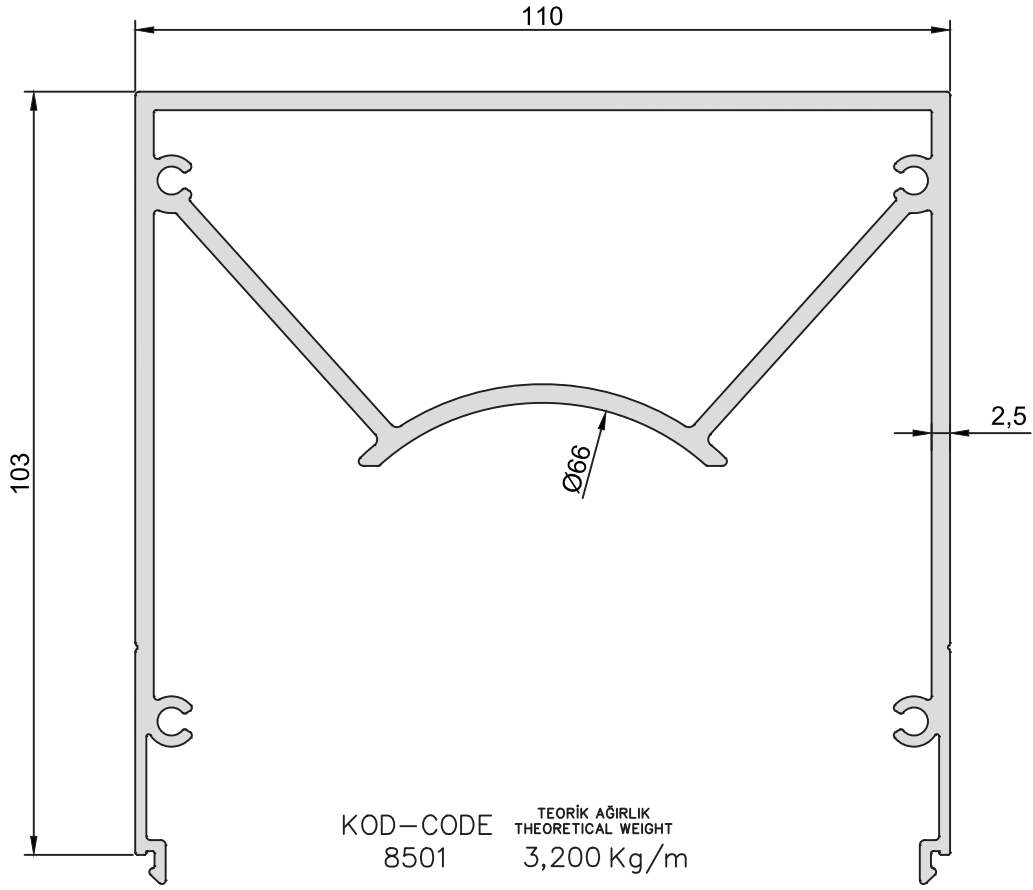
TEORİK AĞIRLIK
THEORETICAL WEIGHT
0,559 Kg/m



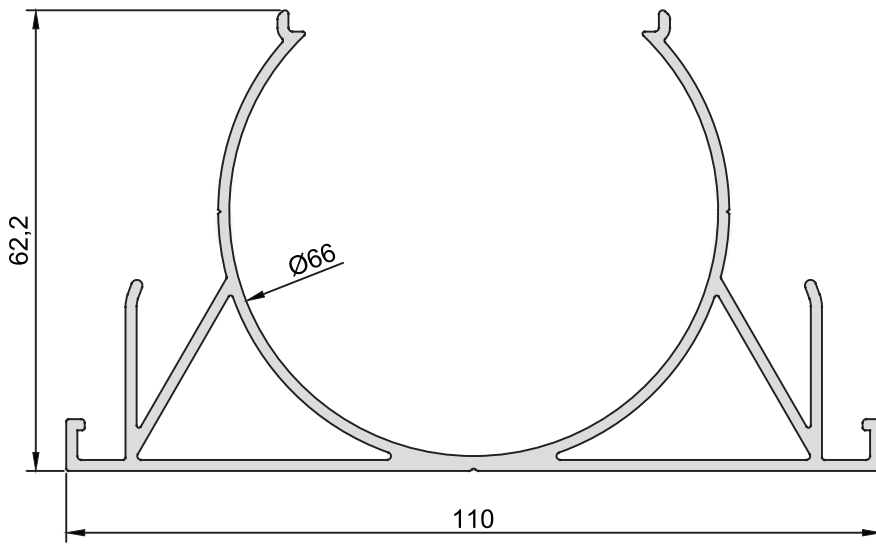
KOD-CODE
8510

TEORİK AĞIRLIK
THEORETICAL WEIGHT
0,422 Kg/m

Kış Bahçesi (Winter Garden)



Jxx: 102,12 cm⁴
Jyy: 218,57 cm⁴



KOD-CODE 8502

TEORİK AĞIRLIK
THEORETICAL WEIGHT
1,580 Kg/m

Kış Bahçesi (Winter Garden)



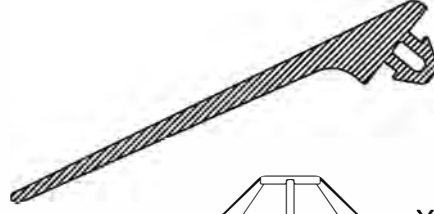
AC-030

1 Koli 12 Kg
1 Koli 260 M



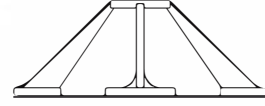
AC-130

1 Koli 12 Kg
1 Koli 190 M

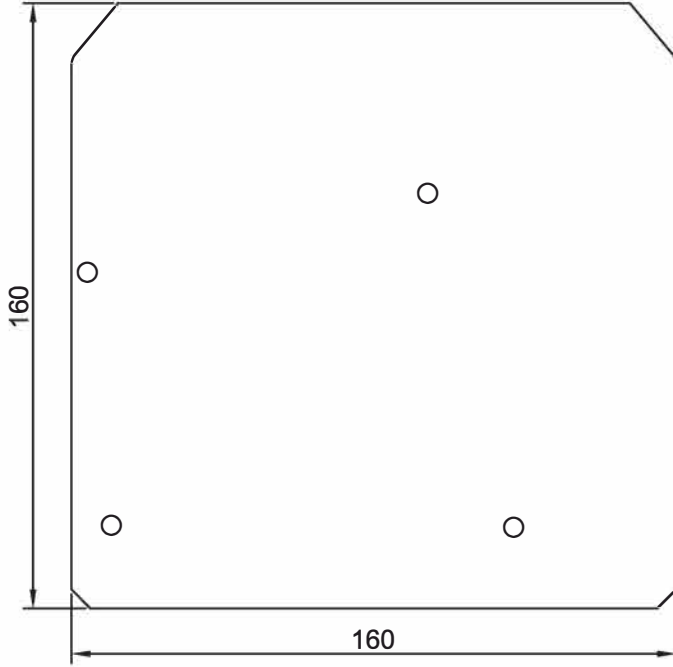


AV-110

1 Koli ** Kg
1 Koli ** M

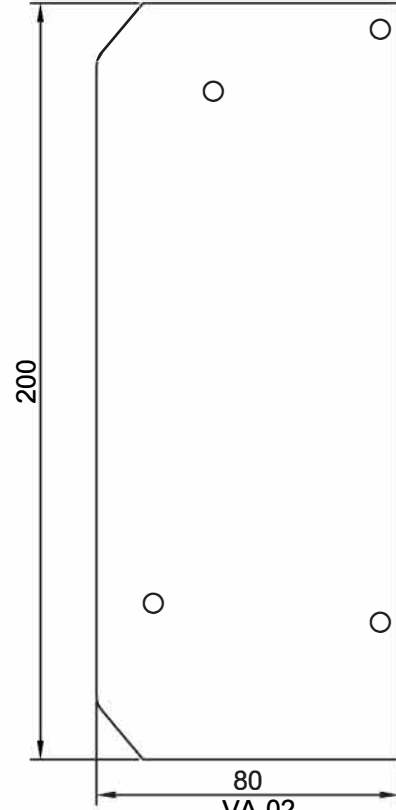


Yaprak Tutucu



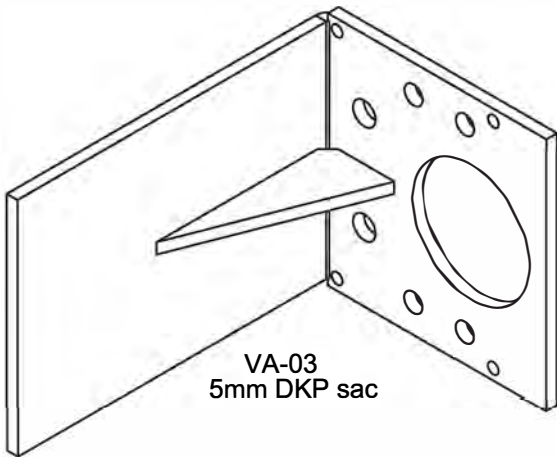
VA-01

3mm DKP sac



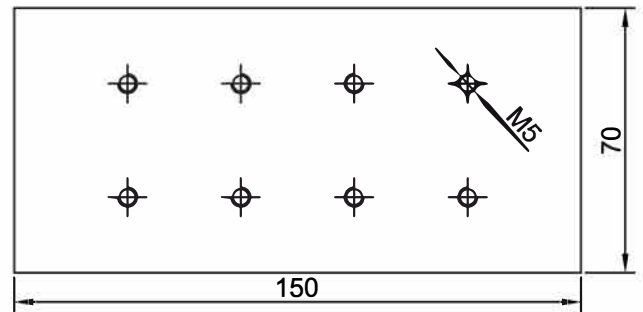
VA-02

3mm DKP sac



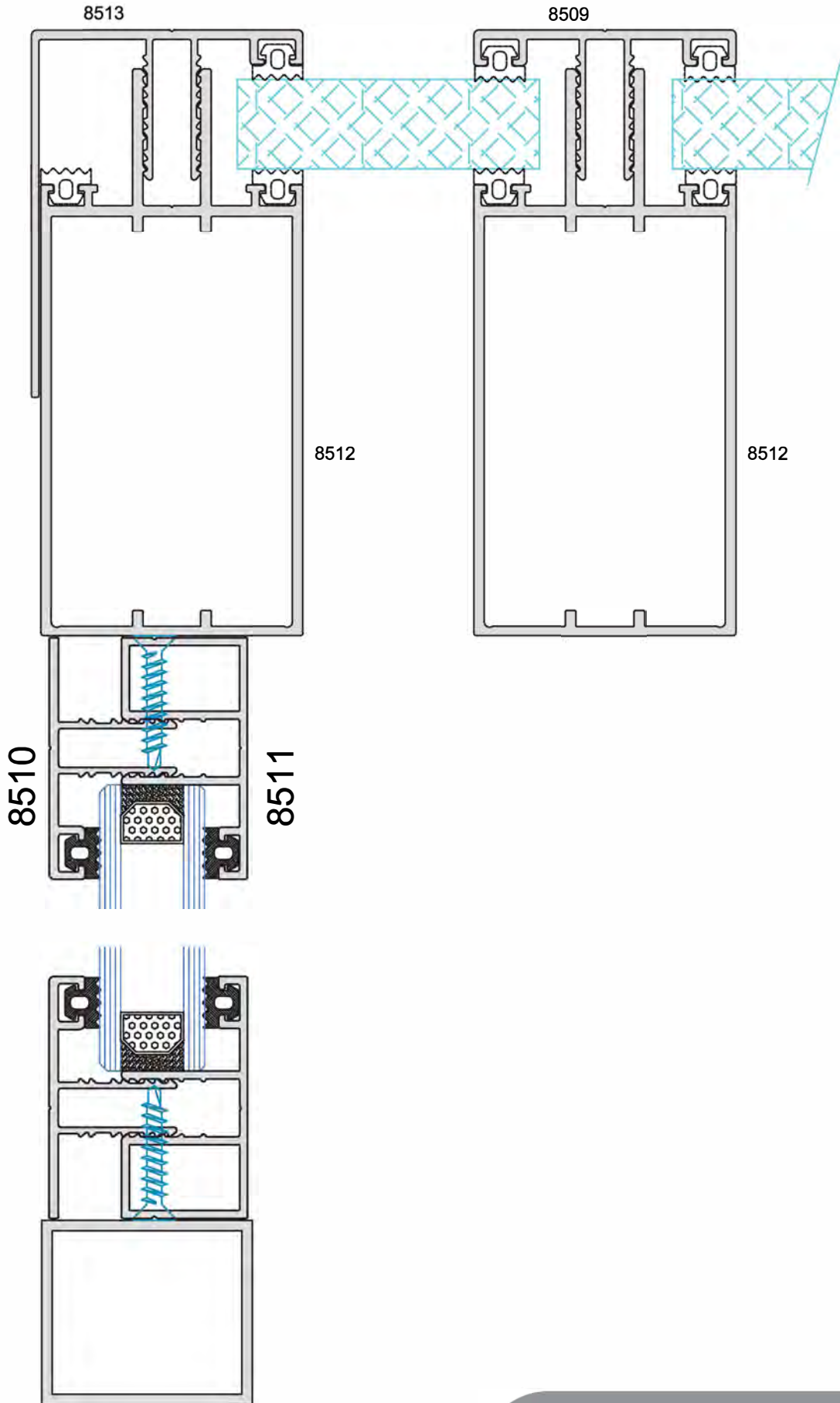
VA-03

5mm DKP sac

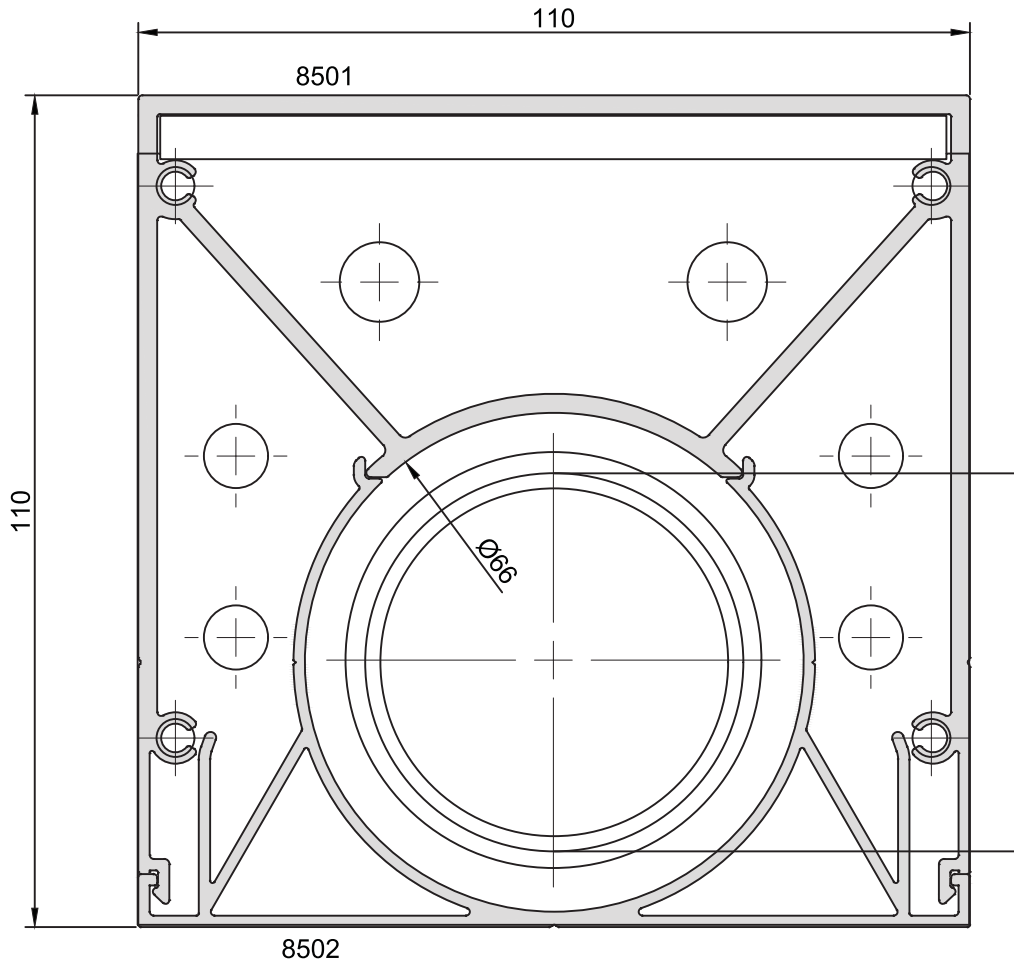


VA-04
3mm DKP sac









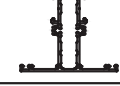



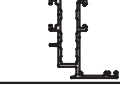
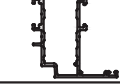



Kış Bahçesi (Winter Garden)



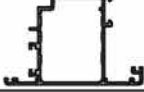
















Kış Bahçesi (Winter Garden)





















AC-55 Yalıtımsız Seri (AC-55 Non Insulated Serie)

	KOD-CODE	TEORİK AĞIRLIK THEORETICAL WEIGHT Kg/m	AÇIKLAMA		
	AC-5511-15	0,937	L Kasa Profili		
	AC-5512-15	1,034	L Kasa Profili		
	AC-5513-15	1,198	L Kasa Profili		
	AC-5514-15	1,339	L Kasa Profili		
	AC-5516-15	0,948	Kasa Profili		
	AC-5517-15	1,112	Kasa Profili		
	AC-5518-15	1,021	Z Kasa Profili		
	AC-5519-15	1,119	Z Kasa Profili		
	AC-5521-15	1,095	Ortakayıt Profili		
	AC-5522-15	1,192	Ortakayıt Profili		
	AC-5523-15	1,356	Ortakayıt Profili		
	AC-5524-15	1,497	Ortakayıt Profili		
	AC-5531-15	1,155	Kanat Profili		
	AC-5532-15	1,260	Kanat Profili		
	AC-5533-15	1,424	Kanat Profili		
	AC-5534-15	1,565	Kanat Profili		
	AC-5535-15	1,316	Kanat Profili		

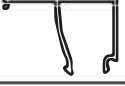


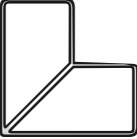





AC-55 Yalıtımsız Seri (AC-55 Non Insulated Serie)

	KOD-CODE	TEORİK AĞIRLIK THEORETICAL WEIGHT Kg/m	AÇIKLAMA		
	AC-5536-15	1,480	Kanat Profili		
	AC-5537-15	1,621	Kanat Profili		
	AC-5541-15	1,310	Kanat Profili		
	AC-5542-15	1,474	Kanat Profili		
	AC-5543-15	1,361	Kanat Profili		
	AC-5544-15	1,525	Kanat Profili		
	AC-5551-15	1,662	Etek Profili		
	AC-5552-15	1,820	Etek Profili		
	AC-5561-15	1,045	Hareketli Ortakayıt Profili		
	AC-5562-15	1,061	PVC Hareketli Ortakayıt Profili		
	AC-5563-16	0,930	Dışa Açılım Adaptör Profili		
	AC-5564-15	1,090	Pivot Profili		
	AC-5565-20	0,427	Çarpma Kapı Profili		
	AC-5566-20	0,761	Çarpma Kapı Profili		
	1059	0,265	30x40 KUTU T BİNİ		
	1060	0,254	30x50 KUTU T BİNİ		
	765	0,138	TİJ PROFİLİ		

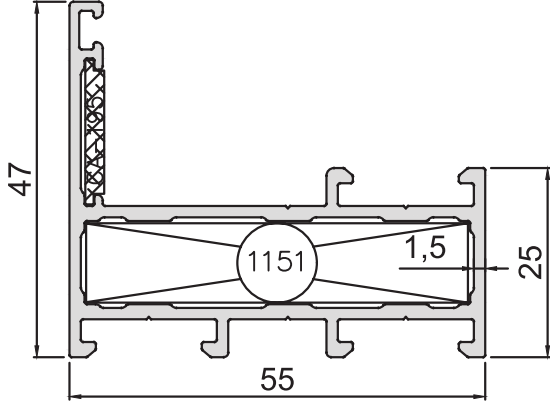
AC-55 Yalıtımsız Seri (AC-55 Non Insulated Serie)

	KOD-CODE	TEORİK AĞIRLIK THEORETICAL WEIGHT Kg/m	AÇIKLAMA		
	AC-5571-14	0,860	90° Dönüş Profili		
	AC-5572-14	0,620	135° Dönüş Profili		
	AC-5573-15	0,155	Adaptör Profili		
	AC-5574-15	0,110	Kasa Adaptör Profili		
	AC-5575-15	0,332	Hem Yüz Adaptör Profili		
	AC-5576-15	0,296	Pervaz Profili		
	AC-5577-15	0,377	Pervaz Profili		
	AC-5578-15	0,136	Damlalık Profili		
	AC-5579-15	0,120	Cam Destek Profili		
	AC-5580-15	0,683	ø55x1,5mm Boru		
	CC-1044-15	0,212	Cam Çıtası Profili		
	CC-1120-13	0,254	Cam Çıtası Profili		
	CC-1160-13	0,260	Cam Çıtası Profili		
	CC-1200-13	0,270	Cam Çıtası Profili		
	CC-1240-13	0,285	Cam Çıtası Profili		
	CC-1300-13	0,305	Cam Çıtası Profili		
	CC-1340-13	0,320	Cam Çıtası Profili		
	CC-1360-13	0,327	Cam Çıtası Profili		

AC-55 Yalıtımsız Seri (AC-55 Non Insulated Serie)

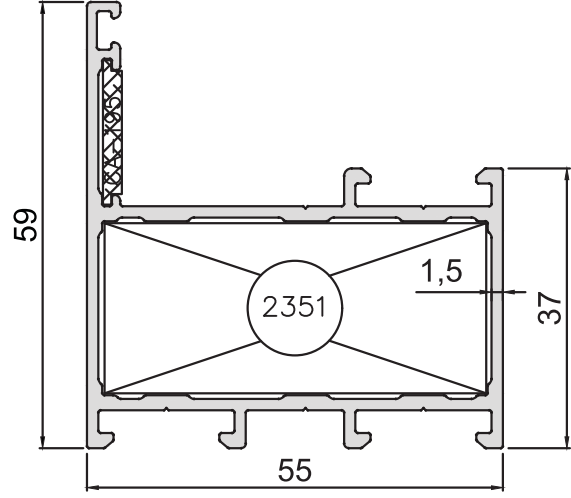
	KOD-CODE	TEORİK AĞIRLIK THEORETICAL WEIGHT Kg/m	AÇIKLAMA		
	CC-1400-13	0,341	Cam Çıtası Profili		
	CC-1506-13	0,378	Cam Çıtası Profili		
	KT-1225-00	1,508	22,5mm Köşe Takoza		
	KT-1427-00	2,146	43,7mm Köşe Takoza		
	KT-1600-00	2,604	60,5mm Köşe Takoza		
	KT-2105-00	2,938	10,5mm Köşe Takoza		
	KT-2225-00	2,543	22,5mm Köşe Takoza		
	KT-2427-00	4,585	43,7mm Köşe Takoza		
	KT-2600-00	5,857	60,5mm Köşe Takoza		

AC-55 Yalıtımsız Seri (AC-55 Non Insulated Serie)



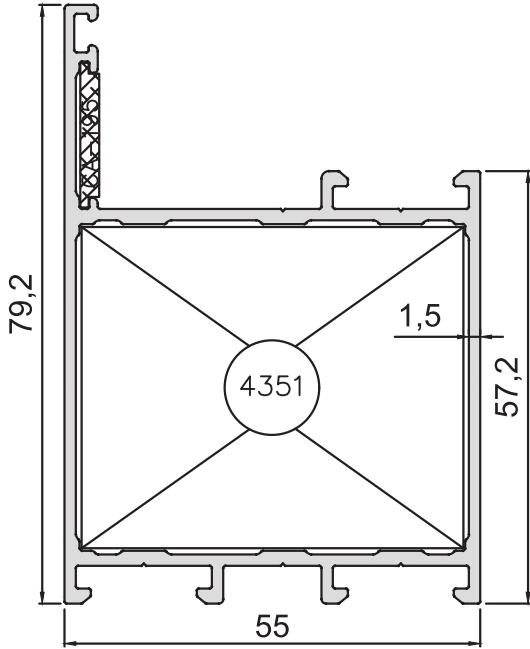
KOD-CODE
AC-5511-15

TEORİK AĞIRLIK
THEORETICAL WEIGHT
0,937 Kg/m



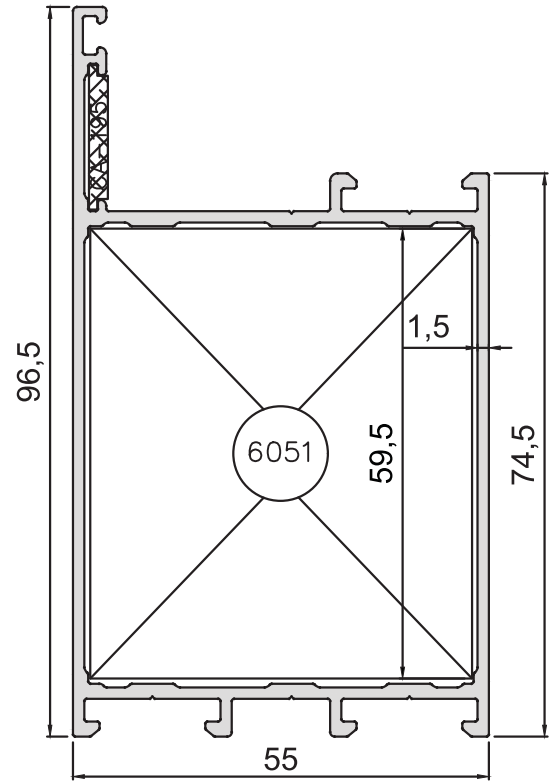
KOD-CODE
AC-5512-15

TEORİK AĞIRLIK
THEORETICAL WEIGHT
1,034Kg/m



KOD-CODE
AC-5513-15

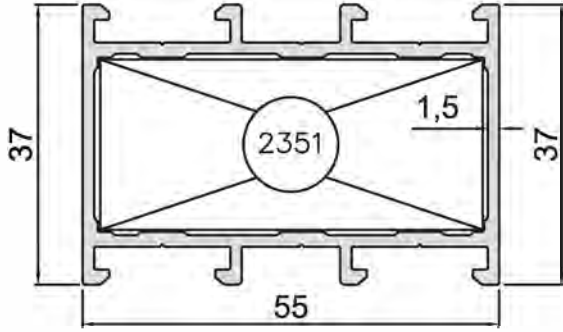
TEORİK AĞIRLIK
THEORETICAL WEIGHT
1,198 Kg/m



KOD-CODE
AC-5514-15

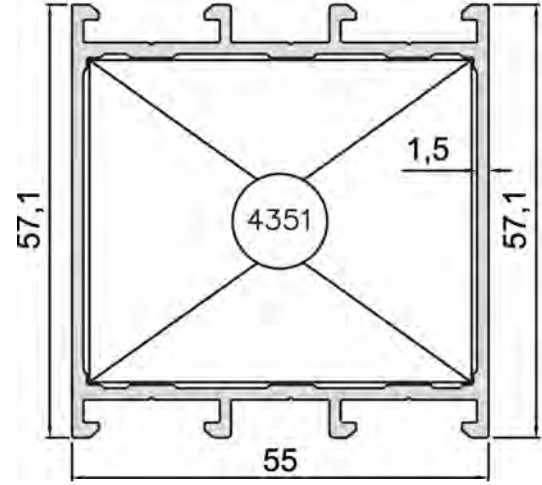
TEORİK AĞIRLIK
THEORETICAL WEIGHT
1,339Kg/m

AC-55 Yalıtımsız Seri (AC-55 Non Insulated Serie)



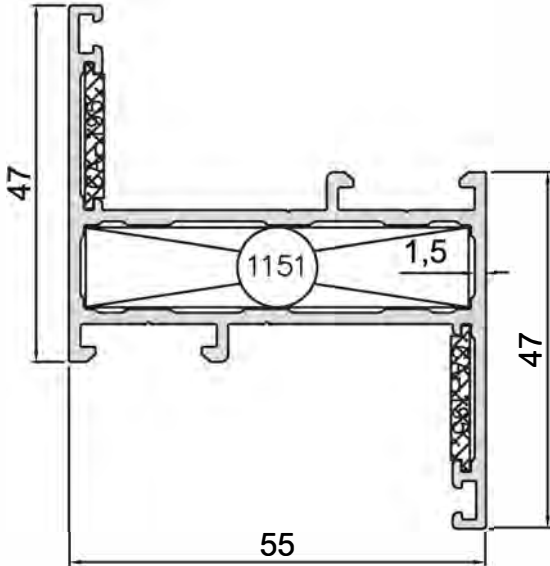
KOD-CODE
AC-5516-15

TEORİK AĞIRLIK
THEORETICAL WEIGHT
0,948 Kg/m



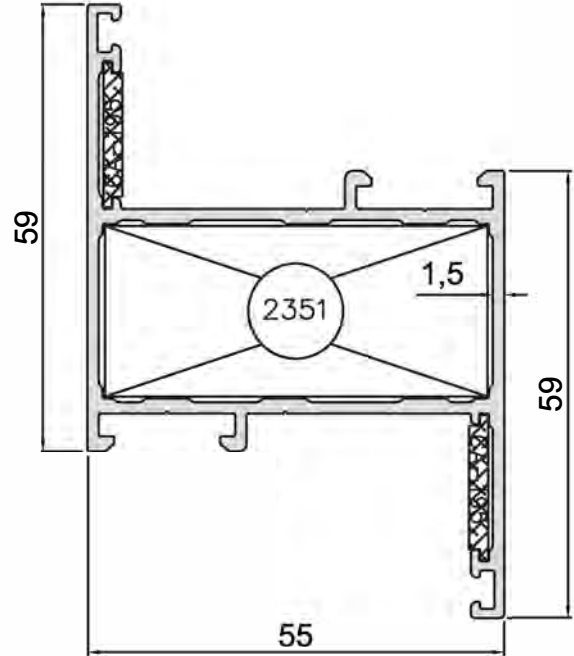
KOD-CODE
AC-5517-15

TEORİK AĞIRLIK
THEORETICAL WEIGHT
1,112 Kg/m



KOD-CODE
AC-5518-15

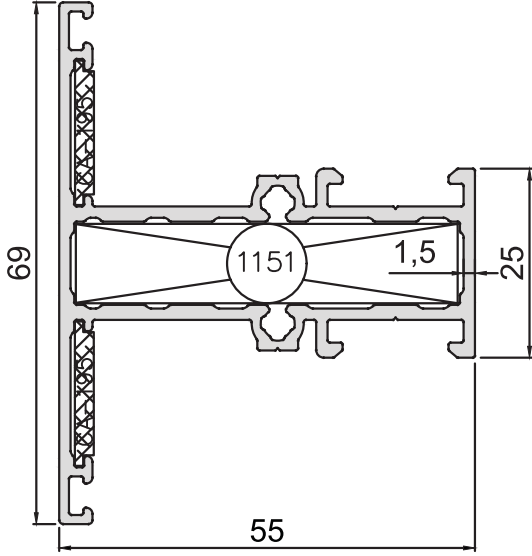
TEORİK AĞIRLIK
THEORETICAL WEIGHT
1,021 Kg/m



KOD-CODE
AC-5519-15

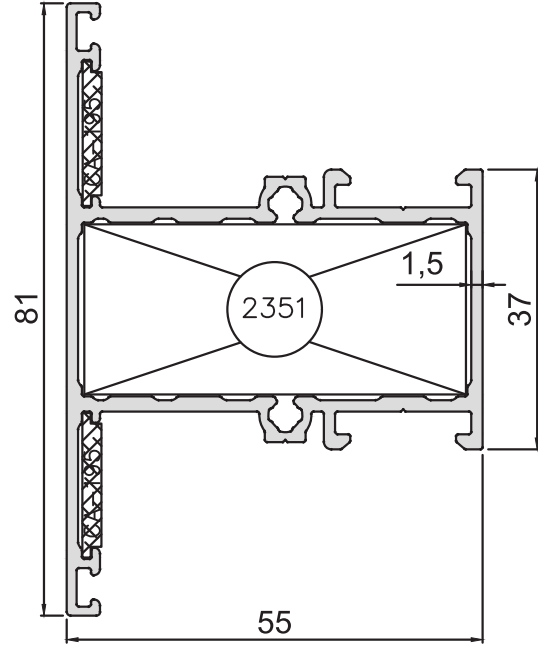
TEORİK AĞIRLIK
THEORETICAL WEIGHT
1,119 Kg/m

AC-55 Yalıtımsız Seri (AC-55 Non Insulated Serie)



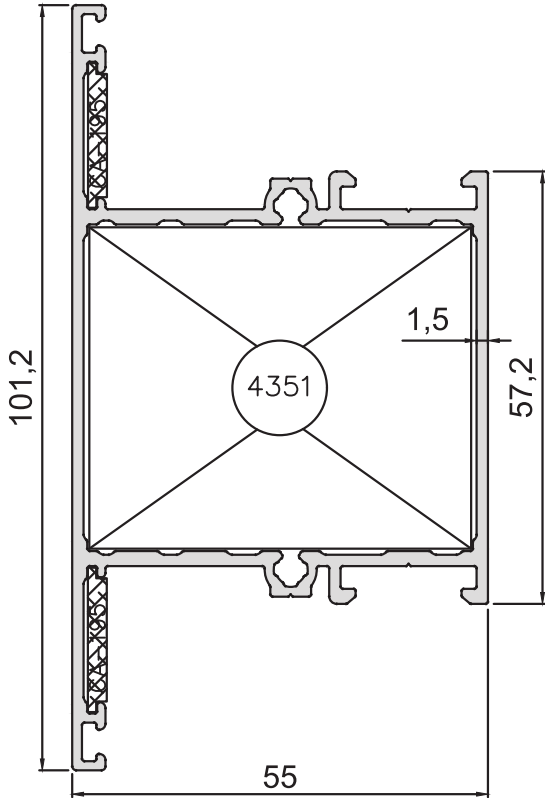
KOD-CODE
AC-5521-15

TEORİK AĞIRLIK
THEORETICAL WEIGHT
1,095 Kg/m



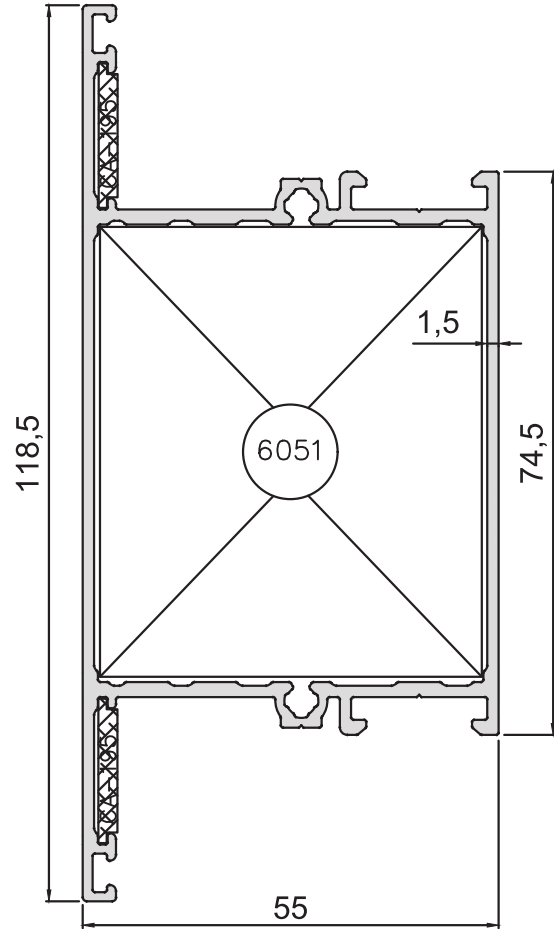
KOD-CODE
AC-5522-15

TEORİK AĞIRLIK
THEORETICAL WEIGHT
1,192 Kg/m



KOD-CODE
AC-5523-15

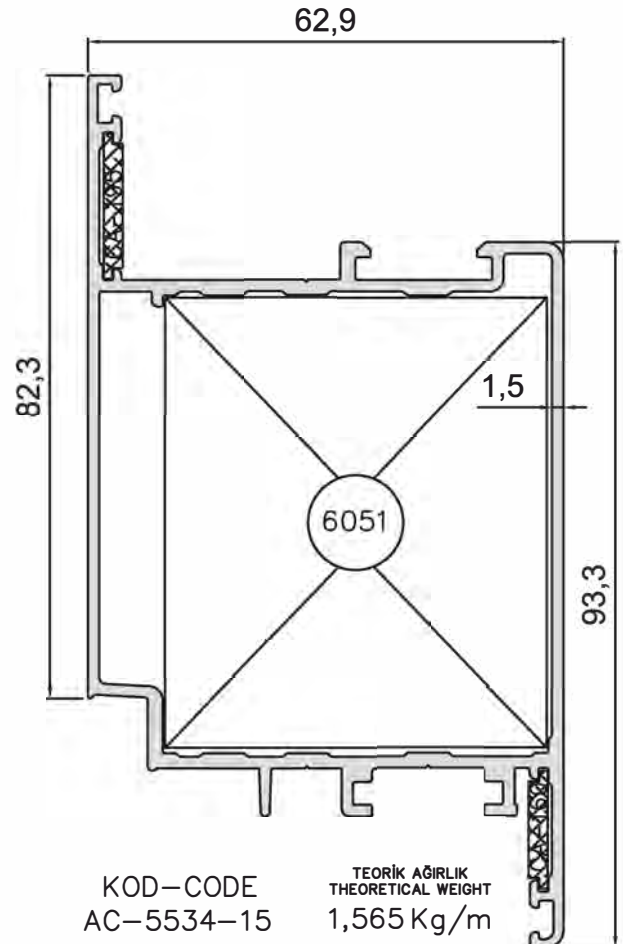
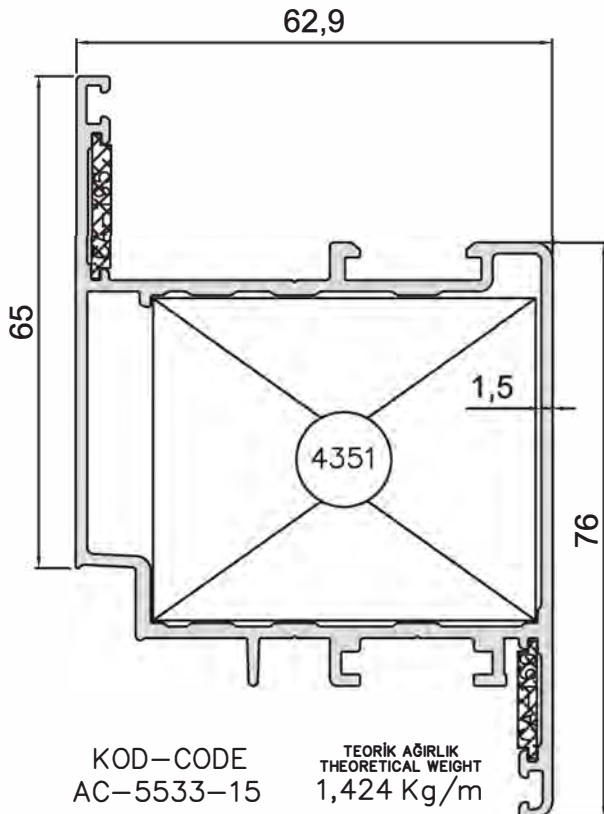
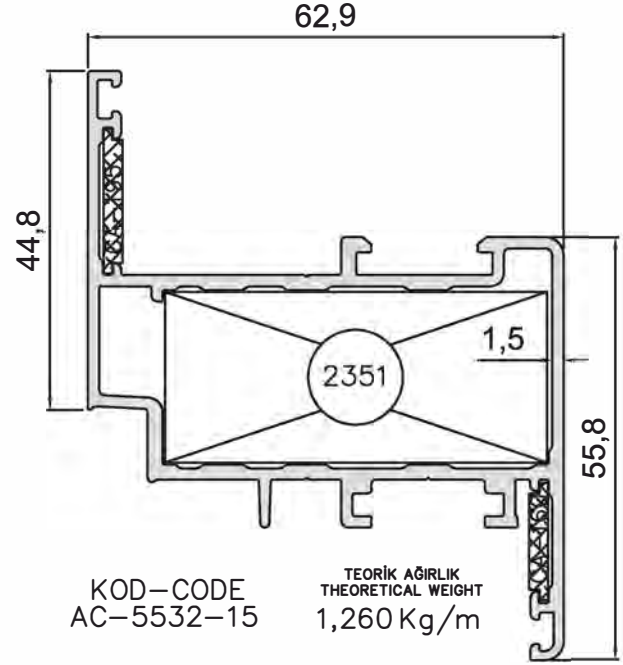
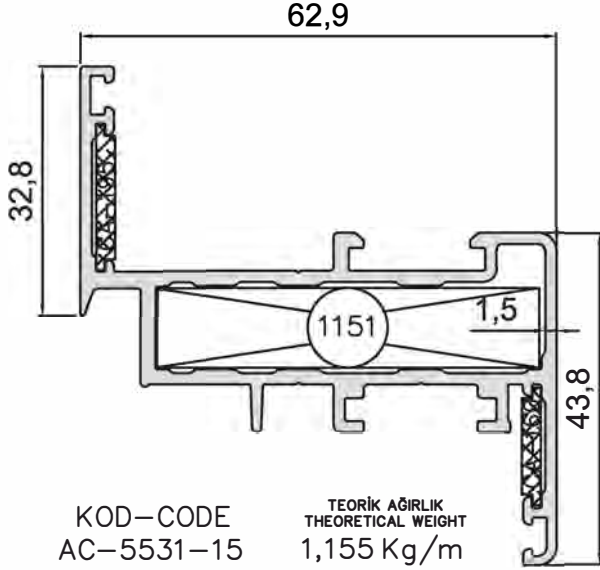
TEORİK AĞIRLIK
THEORETICAL WEIGHT
1,356 Kg/m



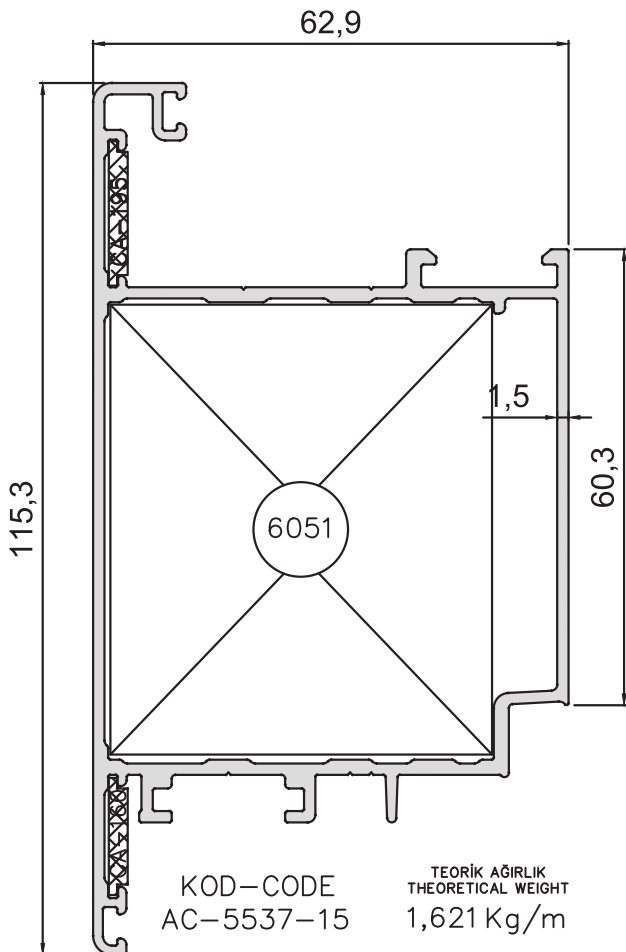
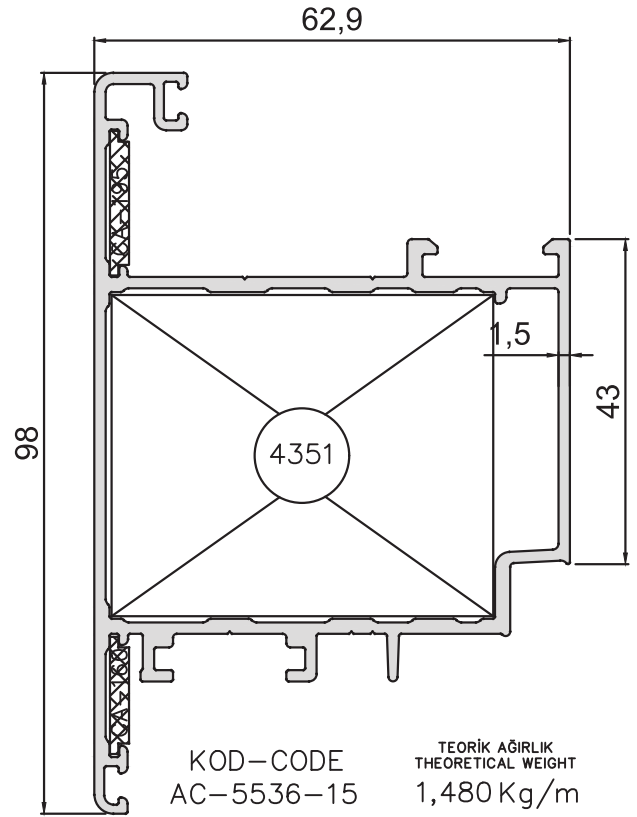
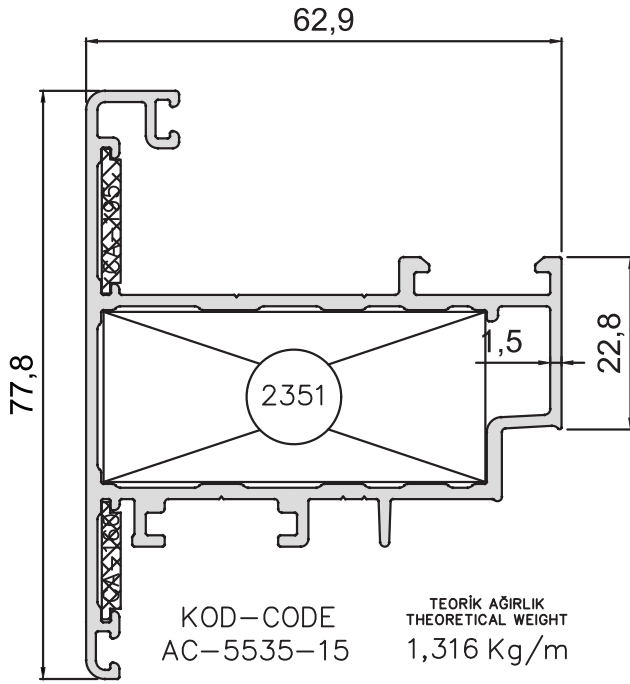
KOD-CODE
AC-5524-15

TEORİK AĞIRLIK
THEORETICAL WEIGHT
1,497 Kg/m

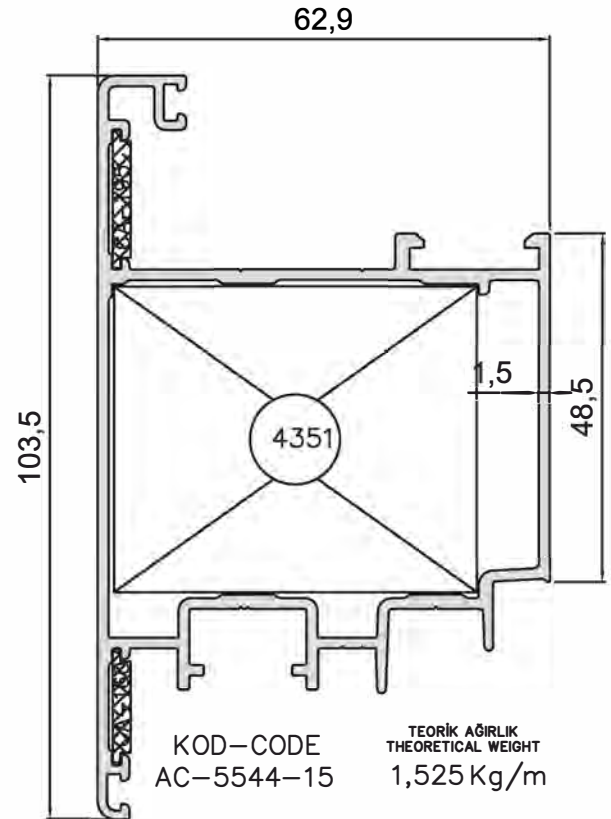
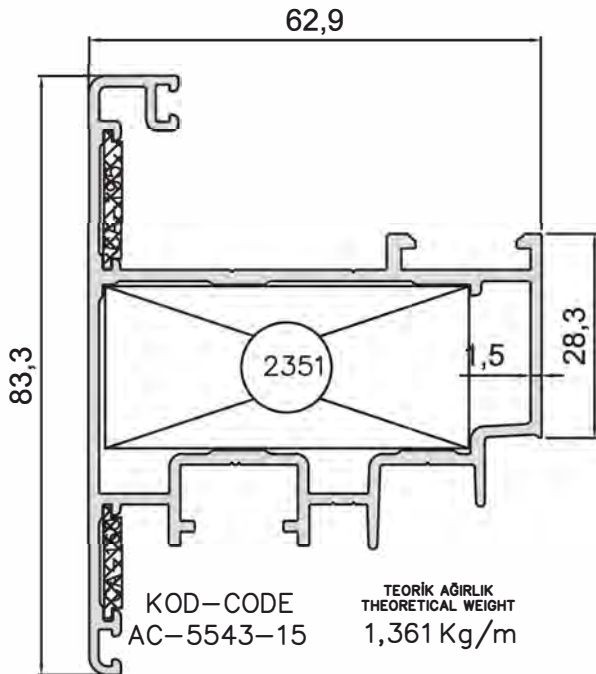
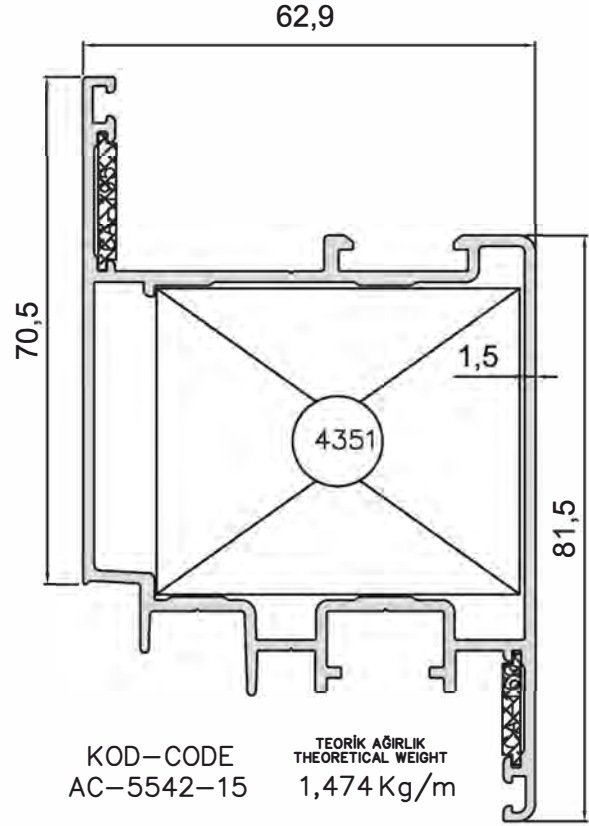
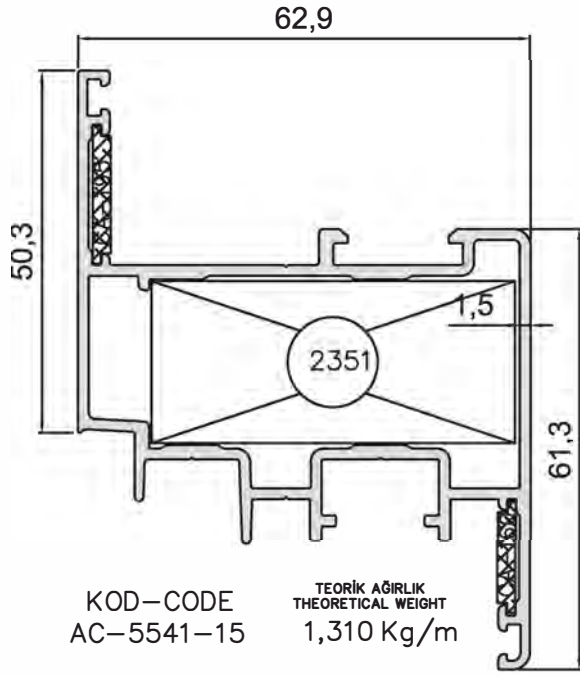
AC-55 Yalıtımsız Seri (AC-55 Non Insulated Serie)



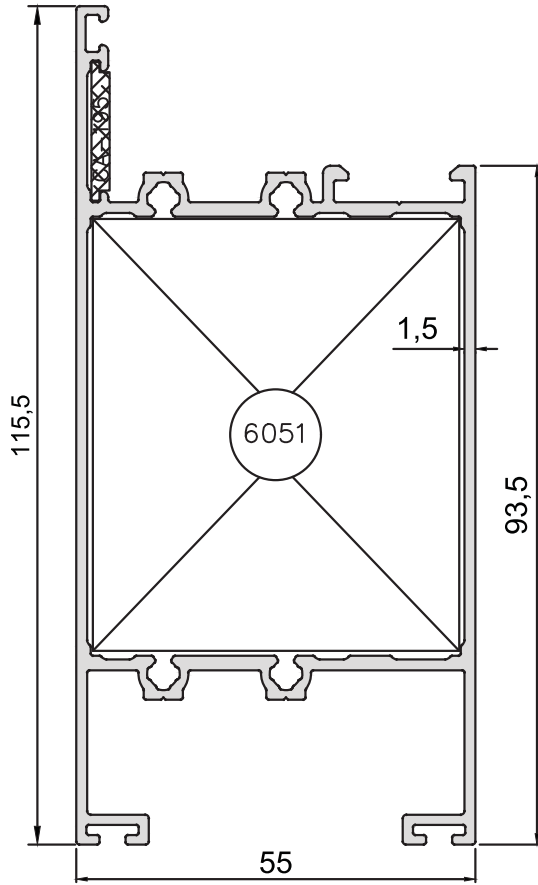
AC-55 Yalıtımsız Seri (AC-55 Non Insulated Serie)



AC-55 Yalıtımsız Seri (AC-55 Non Insulated Serie)

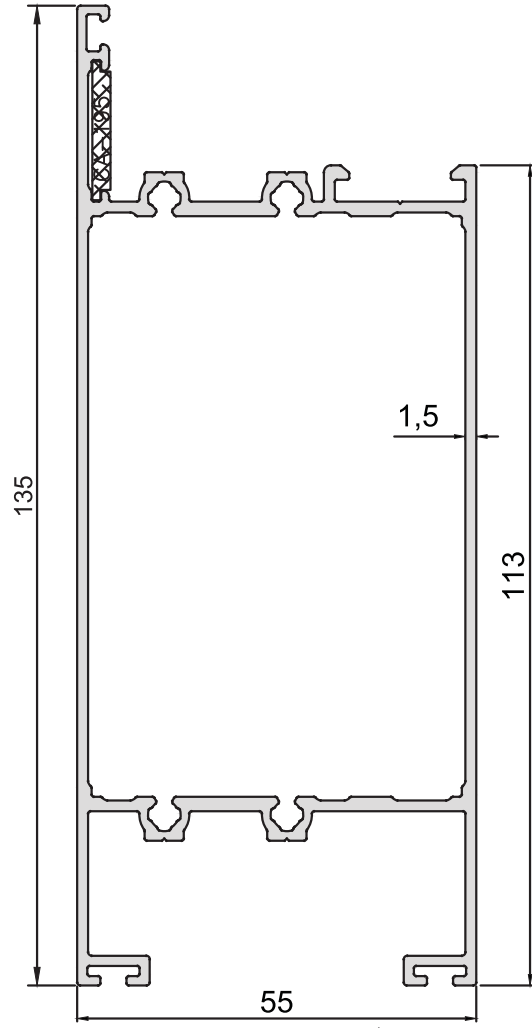


AC-55 Yalıtımsız Seri (AC-55 Non Insulated Serie)



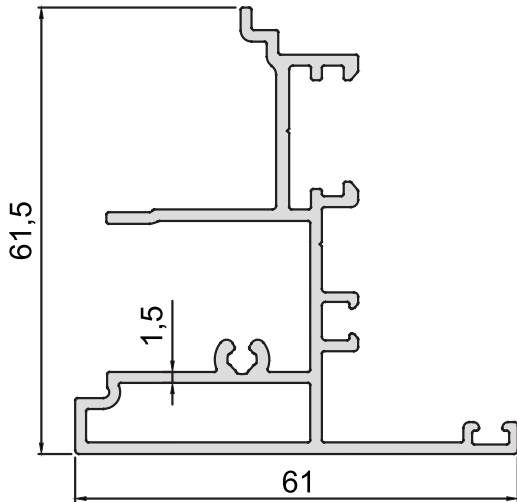
KOD-CODE
AC-5551-15

TEORİK AĞIRLIK
THEORETICAL WEIGHT
1,662 Kg/m



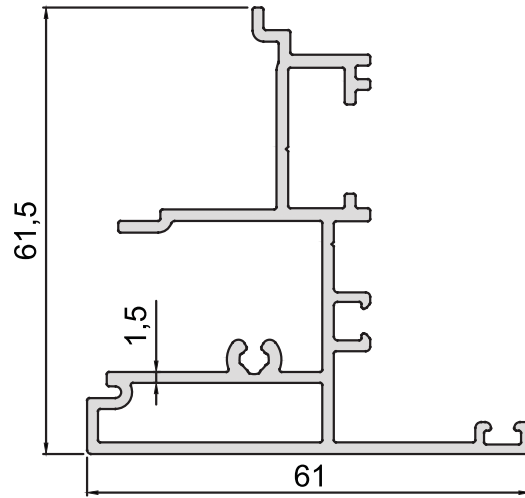
KOD-CODE
AC-5552-15

TEORİK AĞIRLIK
THEORETICAL WEIGHT
1,820 Kg/m



KOD-CODE
AC-5561-15

TEORİK AĞIRLIK
THEORETICAL WEIGHT
1,045 Kg/m

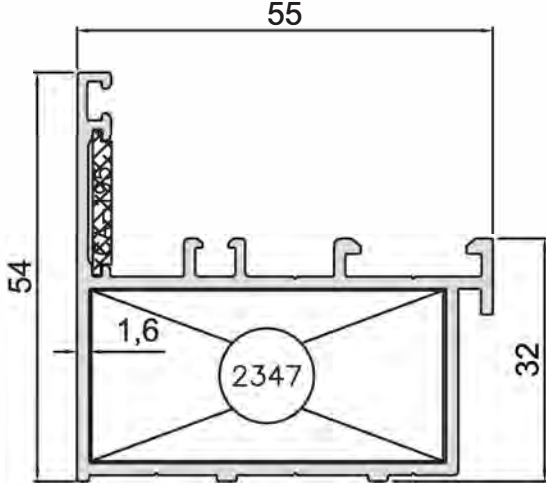


KOD-CODE
AC-5562-15

TEORİK AĞIRLIK
THEORETICAL WEIGHT
1,061 Kg/m

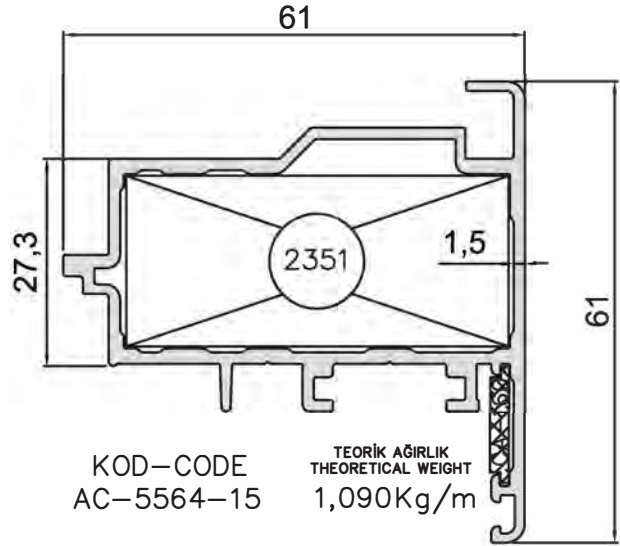
AC-55 Yalıtımsız Seri

(AC-55 Non Insulated Serie)



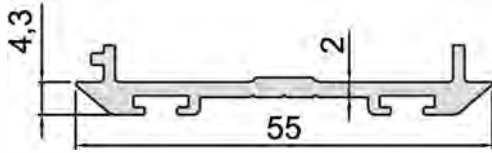
KOD-CODE
AC-5563-16

TEORİK AĞIRLIK
THEORETICAL WEIGHT
0,930Kg/m



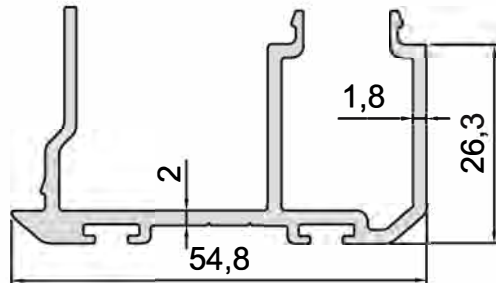
KOD-CODE
AC-5564-15

TEORİK AĞIRLIK
THEORETICAL WEIGHT
1,090Kg/m



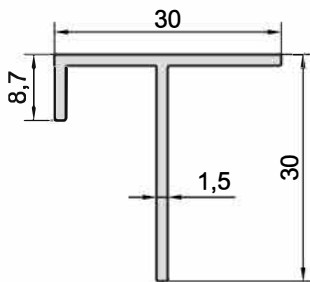
KOD-CODE
AC-5565-20

TEORİK AĞIRLIK
THEORETICAL WEIGHT
0,427Kg/m



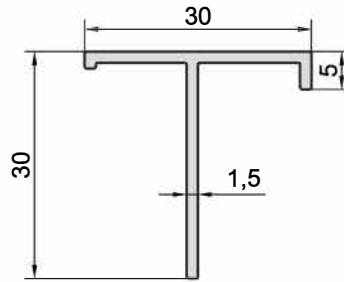
KOD-CODE
AC-5566-20

TEORİK AĞIRLIK
THEORETICAL WEIGHT
0,761Kg/m



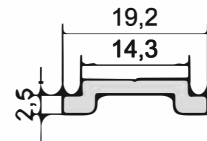
KOD-CODE
1059

TEORİK AĞIRLIK
THEORETICAL WEIGHT
0,265Kg/m



KOD-CODE
1060

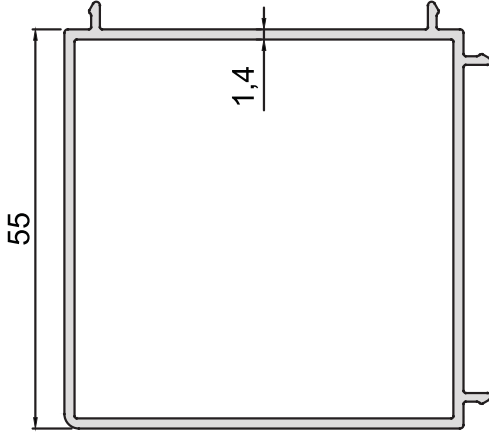
TEORİK AĞIRLIK
THEORETICAL WEIGHT
0,254Kg/m



KOD-CODE
765

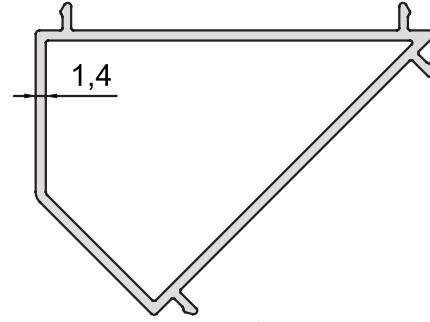
TEORİK AĞIRLIK
THEORETICAL WEIGHT
0,138Kg/m

AC-55 Yalıtımsız Seri (AC-55 Non Insulated Serie)



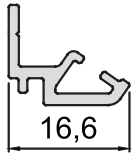
KOD-CODE
AC-5571-14

TEORİK AĞIRLIK
THEORETICAL WEIGHT
0,860 Kg/m



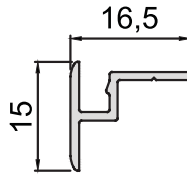
KOD-CODE
AC-5572-14

TEORİK AĞIRLIK
THEORETICAL WEIGHT
0,620 Kg/m



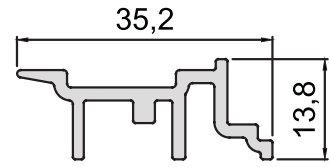
KOD-CODE
AC-5573-15

TEORİK AĞIRLIK
THEORETICAL WEIGHT
0,155 Kg/m



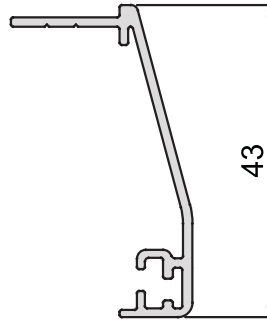
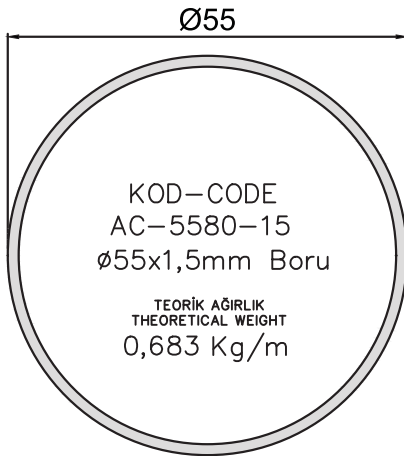
KOD-CODE
AC-5574-15

TEORİK AĞIRLIK
THEORETICAL WEIGHT
0,110 Kg/m



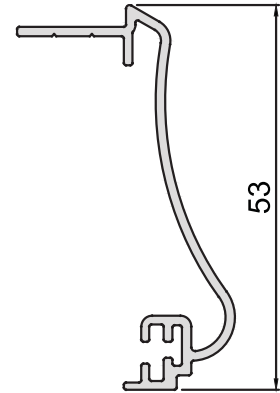
KOD-CODE
AC-5575-15

TEORİK AĞIRLIK
THEORETICAL WEIGHT
0,332 Kg/m



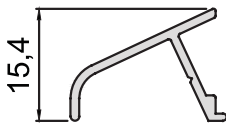
KOD-CODE
AC-5576-15

TEORİK AĞIRLIK
THEORETICAL WEIGHT
0,296 Kg/m



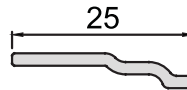
KOD-CODE
AC-5577-15

TEORİK AĞIRLIK
THEORETICAL WEIGHT
0,377 Kg/m



KOD-CODE
AC-5578-15

TEORİK AĞIRLIK
THEORETICAL WEIGHT
0,136 Kg/m

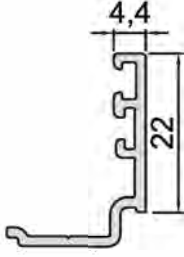


KOD-CODE
AC-5579-15

TEORİK AĞIRLIK
THEORETICAL WEIGHT
0,120 Kg/m

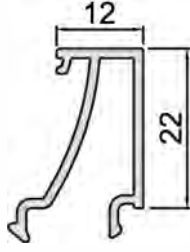
AC-55 Yalıtımsız Seri

(AC-55 Non Insulated Serie)



KOD-CODE
CC-1044-15

TEORİK AĞIRLIK
THEORETICAL WEIGHT
0,212 Kg/m



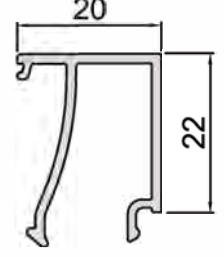
KOD-CODE
CC-1120-13

TEORİK AĞIRLIK
THEORETICAL WEIGHT
0,254 Kg/m



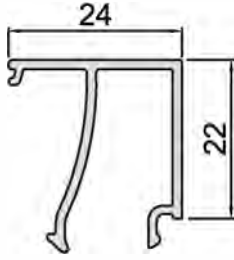
KOD-CODE
CC-1160-13

TEORİK AĞIRLIK
THEORETICAL WEIGHT
0,260 Kg/m



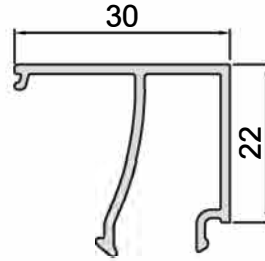
KOD-CODE
CC-1200-13

TEORİK AĞIRLIK
THEORETICAL WEIGHT
0,270 Kg/m



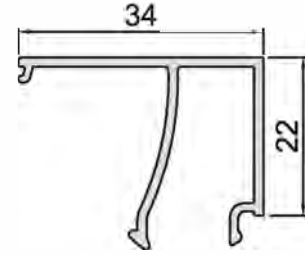
KOD-CODE
CC-1240-13

TEORİK AĞIRLIK
THEORETICAL WEIGHT
0,285 Kg/m



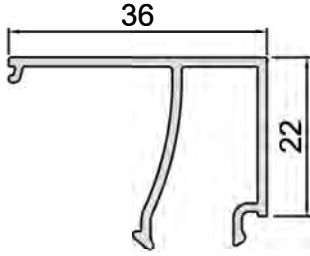
KOD-CODE
CC-1300-13

TEORİK AĞIRLIK
THEORETICAL WEIGHT
0,305 Kg/m



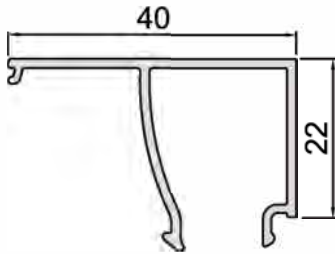
KOD-CODE
CC-1340-13

TEORİK AĞIRLIK
THEORETICAL WEIGHT
0,320 Kg/m



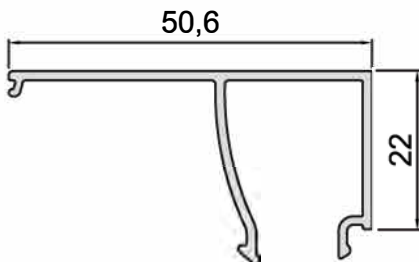
KOD-CODE
CC-1360-13

TEORİK AĞIRLIK
THEORETICAL WEIGHT
0,327 Kg/m



KOD-CODE
CC-1400-13

TEORİK AĞIRLIK
THEORETICAL WEIGHT
0,341 Kg/m

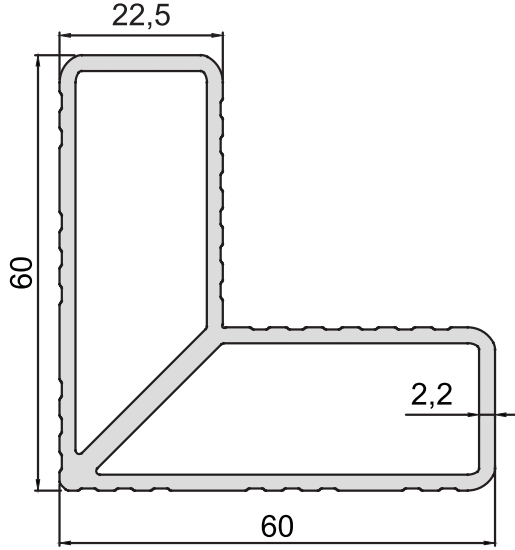


KOD-CODE
CC-1506-13

TEORİK AĞIRLIK
THEORETICAL WEIGHT
0,378 Kg/m

CAM ÖLÇÜSÜ	KOD-CODE	FİTİL KOD	
0 mm	CC-1506-13	DIŞ CAM	İÇ CAM
4 mm	CC-1400-13	AC1-02	AC2-02
5 mm	CC-1400-13	AC1-02	AC2-02
6 mm	CC-1360-13	AC1-02	AC2-03
8 mm	CC-1340-13	AC1-02	AC2-03
10 mm	CC-1340-13	AC1-02	AC2-02
12 mm	CC-1340-13	AC1-02	AC2-01
16 mm	CC-1300-13	AC1-02	AC2-01
20 mm	CC-1240-13	AC1-02	AC2-02
22 mm	CC-1200-13	AC1-04	AC2-02
24 mm	CC-1200-13	AC1-02	AC2-02
26 mm	CC-1160-13	AC1-05	AC2-02
28 mm	CC-1160-13	AC1-02	AC2-02
30 mm	CC-1120-13	AC1-02	AC2-03
32 mm	CC-1120-13	AC1-02	AC2-01
34 mm	CC-1120-13	AC1-02	AC2-01
38 mm	CC-1044-15	AC1-05	AC2-03
40 mm	CC-1044-15	AC1-02	AC2-02

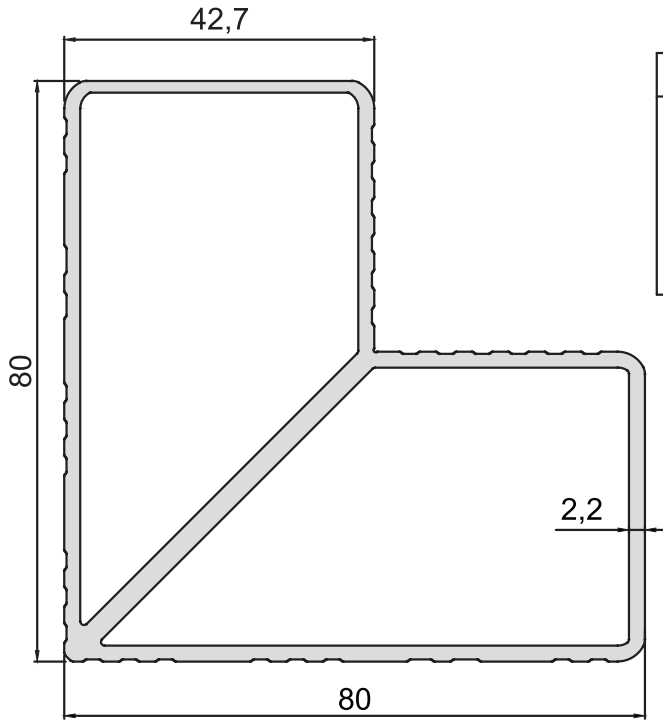
AC-55 Yalıtımsız Seri (AC-55 Non Insulated Serie)



KOD-CODE TEORİK AĞIRLIK
KT-1225-00 THEORETICAL WEIGHT
1,508 Kg/m

KOD-CODE	KESİM ÖLÇÜSÜ	AKSESUAR KOD
AC-5512-15 AC-5516-15 AC-5519-15 AC-5522-15 AC-5532-15 AC-5535-15 AC-5541-15 AC-5543-15 AC-5564-15	50,5 mm	K2351
AC-5563-16	46,7 mm	K2347

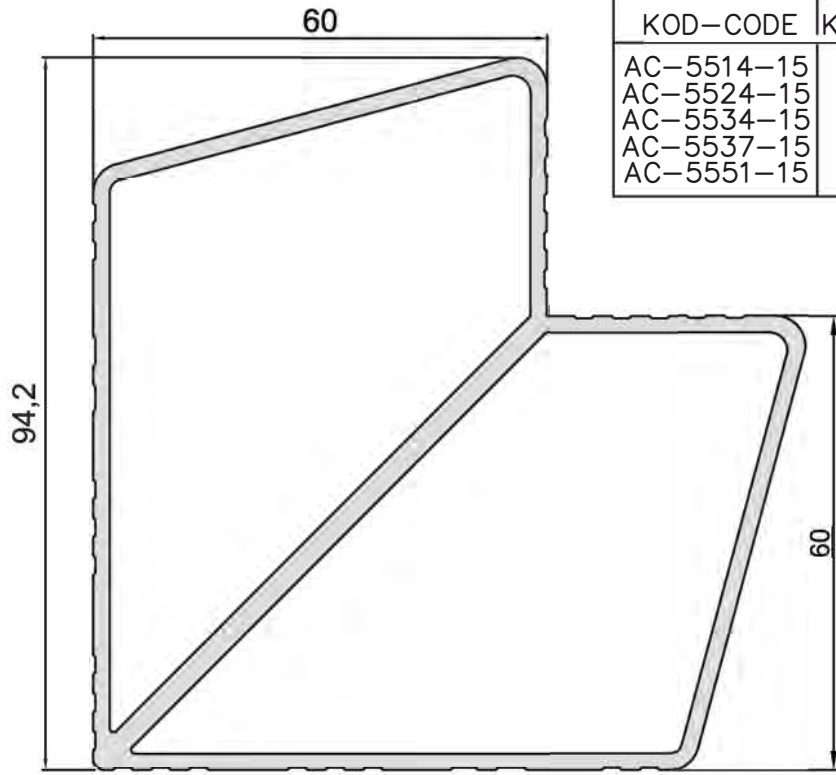
VİDALAMA SİSTEM KÖŞE TAKOZU



KOD-CODE TEORİK AĞIRLIK
KT-1427-00 THEORETICAL WEIGHT
2,146 Kg/m

KOD-CODE	KESİM ÖLÇÜSÜ	AKSESUAR KOD
AC-5513-15 AC-5517-15 AC-5523-15 AC-5533-15 AC-5536-15 AC-5542-15 AC-5544-15	50,5 mm	K4351

AC-55 Yalıtımsız Seri (AC-55 Non Insulated Serie)

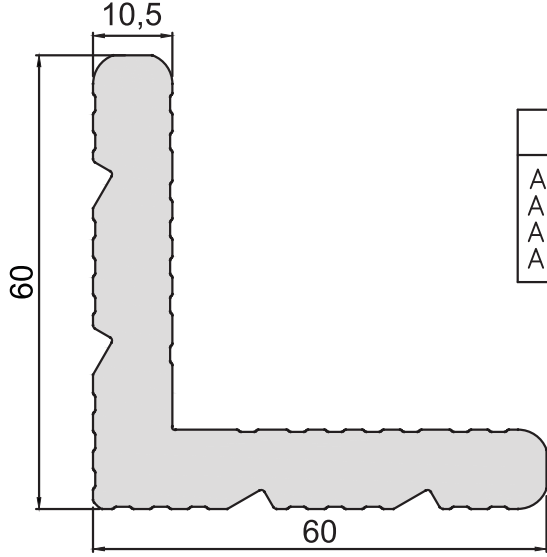


KOD-CODE	KESİM ÖLÇÜSÜ	AKSESUAR KOD
AC-5514-15	50,5 mm	K6051
AC-5524-15		
AC-5534-15		
AC-5537-15		
AC-5551-15		

KOD-CODE
KT-1600-00

TEORİK AĞIRLIK
THEORETICAL WEIGHT
2,604 Kg/m

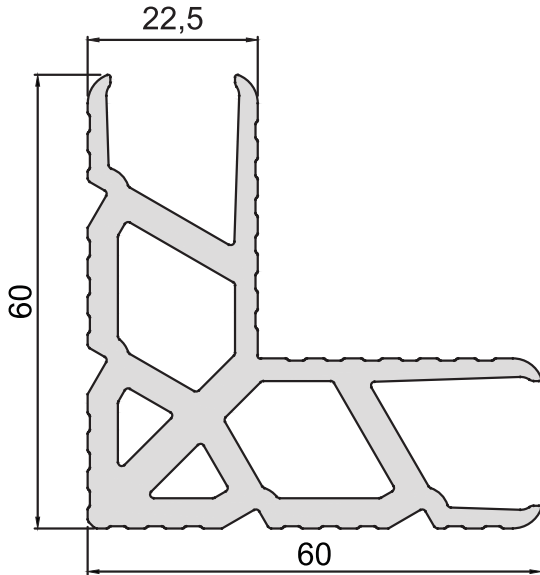
AC-55 Yalıtımsız Seri (AC-55 Non Insulated Serie)



KOD-CODE TEORİK AĞIRLIK
KT-2105-00 THEORETICAL WEIGHT
2,938 Kg/m

KOD-CODE	KESİM ÖLÇÜSÜ	AKSESUAR KOD
AC-5511-15	50,5 mm	T1151
AC-5518-15		
AC-5521-15		
AC-5531-15		

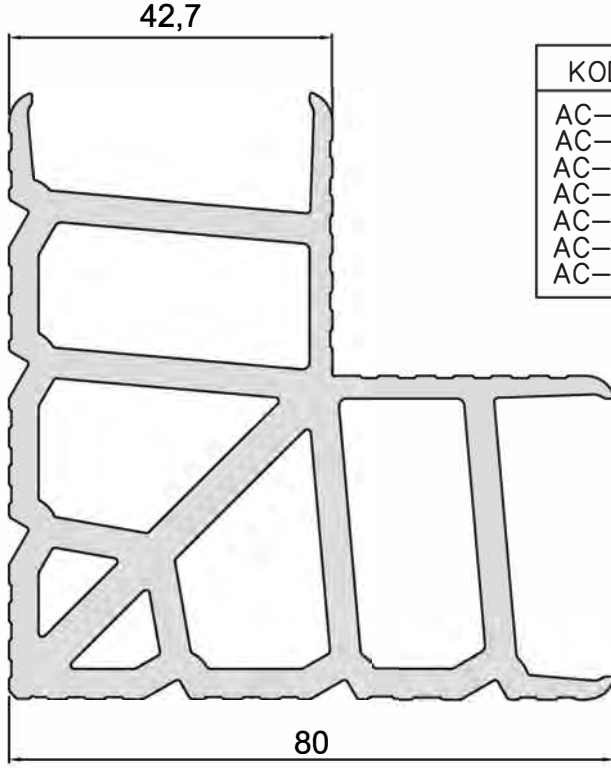
PRES SİSTEM KÖŞE TAKOZU



KOD-CODE TEORİK AĞIRLIK
KT-2225-00 THEORETICAL WEIGHT
2,543 Kg/m

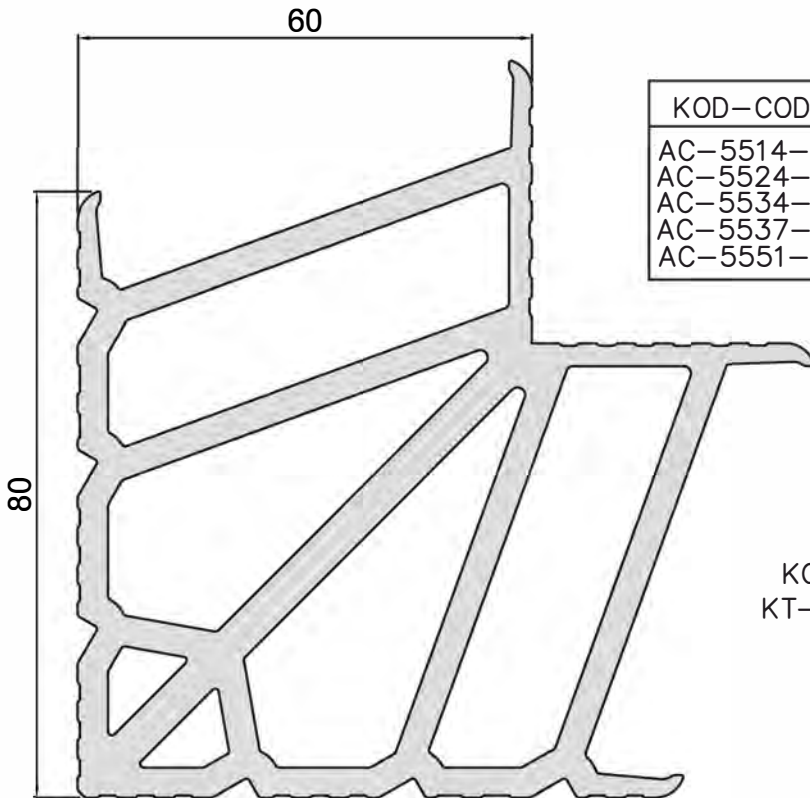
KOD-CODE	KESİM ÖLÇÜSÜ	AKSESUAR KOD
AC-5512-15	50,5 mm	T2351
AC-5516-15		
AC-5519-15		
AC-5522-15		
AC-5532-15		
AC-5535-15		
AC-5541-15		
AC-5543-15		
AC-5564-15	46,7 mm	T2347
AC-5563-16		

AC-55 Yalıtımsız Seri (AC-55 Non Insulated Serie)



KOD-CODE	KESİM ÖLÇÜSÜ	AKSESUAR KOD
AC-5513-15	50,5 mm	T4351
AC-5517-15		
AC-5523-15		
AC-5533-15		
AC-5536-15		
AC-5542-15		
AC-5544-15		

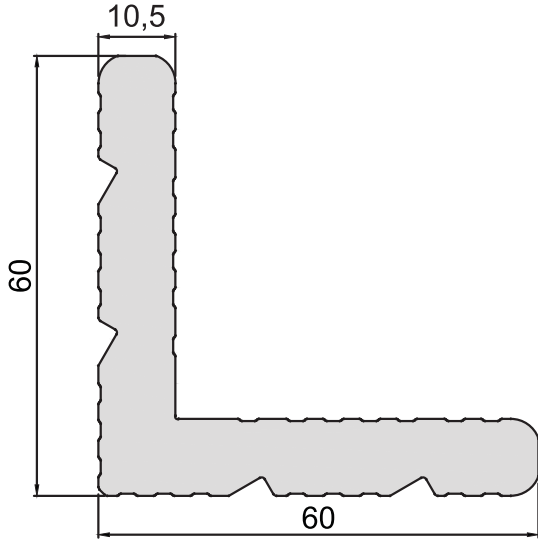
KOD-CODE TEORİK AĞIRLIK
KT-2427-00 THEORETICAL WEIGHT
4,585 Kg/m



KOD-CODE	KESİM ÖLÇÜSÜ	AKSESUAR KOD
AC-5514-15	50,5 mm	T6051
AC-5524-15		
AC-5534-15		
AC-5537-15		
AC-5551-15		

KOD-CODE TEORİK AĞIRLIK
KT-2600-00 THEORETICAL WEIGHT
5,857 Kg/m

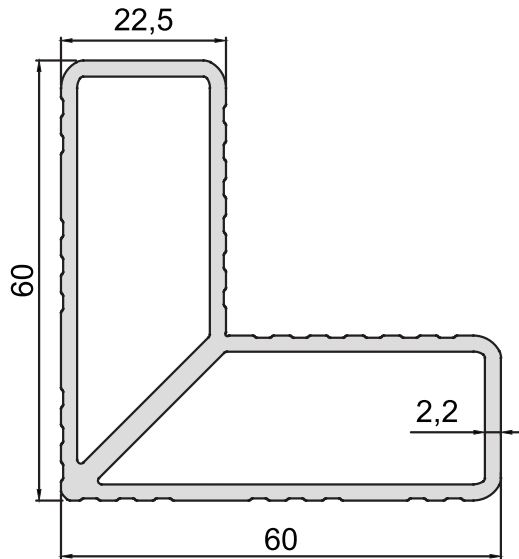
AC-55 Yalıtımsız Seri (AC-55 Non Insulated Serie)



KOD-CODE TEORİK AĞIRLIK
KT-2105-00 THEORETICAL WEIGHT
2,938 Kg/m

KOD-CODE	KESİM ÖLÇÜSÜ	AKSESUAR KOD
AC-5511-15 AC-5521-15	31 mm + Ragni 4561 W19-H10,5	T1131 + P1120
AC-5531-15	23,5 mm + Ragni 4560 W24-H10,5	T1124 + P1124

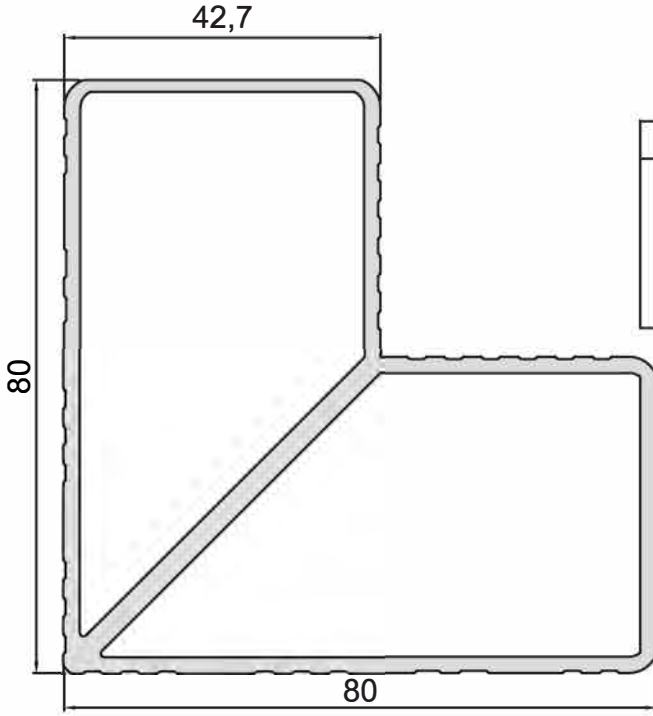
PİMLİ SİSTEM KÖŞE TAKOZU



KOD-CODE TEORİK AĞIRLIK
KT-1225-00 THEORETICAL WEIGHT
1,508 Kg/m

KOD-CODE	KESİM ÖLÇÜSÜ	AKSESUAR KOD
AC-5512-15	31 mm + W19,2-H22,5	K2331 + P2324
AC-5531-15 AC-5532-15	23,5 mm + Ragni 2660 W26-H22,5	K2324 + P2327

AC-55 Yalıtımsız Seri (AC-55 Non Insulated Serie)



KOD-CODE	KESİM ÖLÇÜSÜ	AKSESUAR KOD
AC-5538-20	23,5 mm	K4324
AC-5539-20	+ Monticelli MO45 W26-H42,5	+ P4327

KOD-CODE
KT-1427-00

TEORİK AĞIRLIK
THEORETICAL WEIGHT
2,146 Kg/m



P1120



P1127



P2327

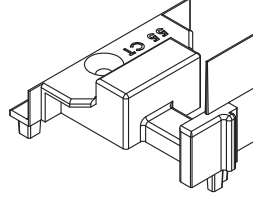


P4327

AC-55 Yalıtımsız Seri (AC-55 Non Insulated Serie)



AC1-02 2 mm Dış Cam Fitili
1 Koli 12 Kg
1 Koli 250 M



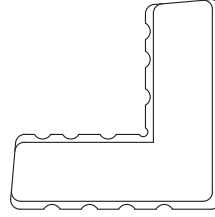
CA-550 Çift Kanat Adaptör Plastiği
1 Takım



AC1-03 3 mm Dış Cam Fitili
1 Koli 15 Kg
1 Koli 280 M



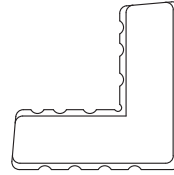
AC1-04 4 mm Dış Cam Fitili
1 Koli 15 Kg
1 Koli 280 M



CA-195 19'luk Plastik Onbaşı
1 Adet



AC1-05 5 mm Dış Cam Fitili
1 Koli 15 Kg
1 Koli 280 M



CA-160 16'luk Plastik Onbaşı
1 Adet



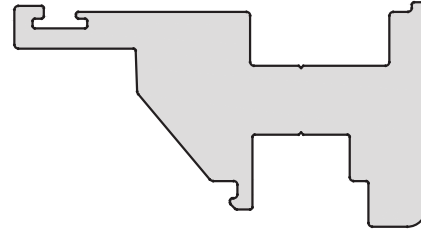
AC2-01 3 mm İç Cam Fitili
1 Koli 12 Kg
1 Koli 330 M



AC2-02 4 mm İç Cam Fitili
1 Koli 10 Kg
1 Koli 210 M



AC2-03 5 mm İç Cam Fitili
1 Koli 15 Kg
1 Koli 215 M



KOD-CODE TEORİK AĞIRLIK
THEORETICAL WEIGHT
CA-2427-00 1,970 Kg/m



AC3-01 Kasa Kanat Bini Fitili
1 Koli 10 Kg
1 Koli 295 M



AC4-01 Orta Tozluk Fitili
1 Koli 10 Kg
1 Koli 95 M

AC-55 Yalıtımsız Seri

(AC-55 Non Insulated Serie)

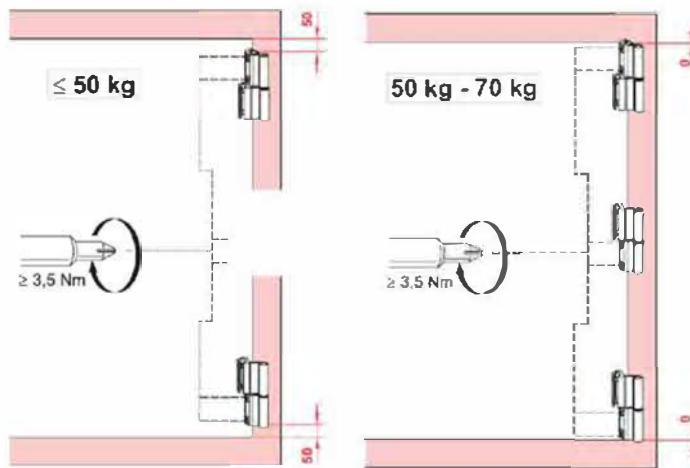
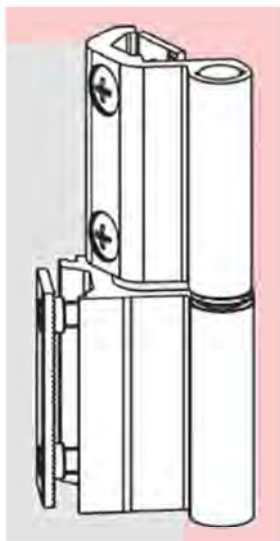


Diagramm 50 kg

Glasgewicht kg/m²
Glass weight kg/m²

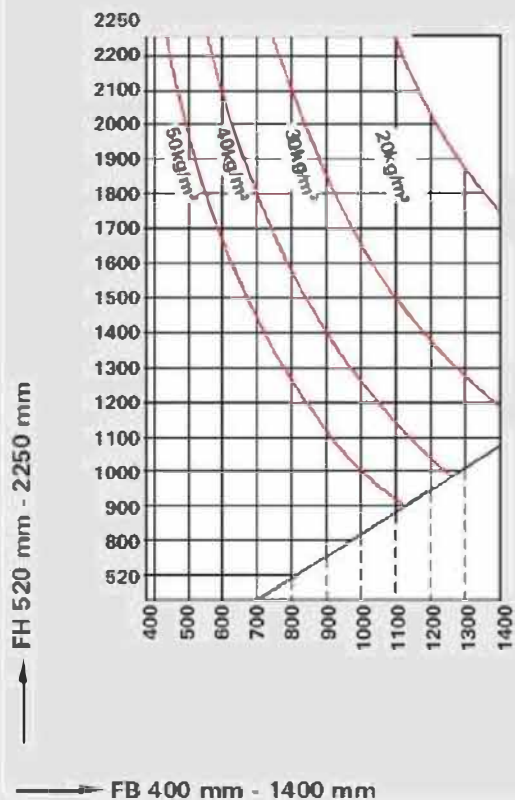
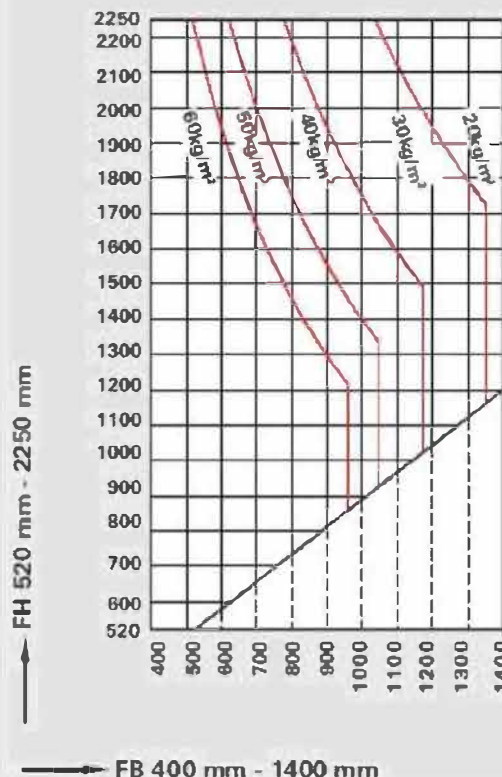


Diagramm 70 kg

Glasgewicht kg/m²
Glass weight kg/m²



AC-55 Yalıtımsız Seri (AC-55 Non Insulated Serie)



<u>AKSESUAR KOD</u>	<u>AÇIKLAMA</u>
9730	Window Hinge Pencere Menteşesi



<u>AKSESUAR KOD</u>	<u>AÇIKLAMA</u>
5603	Door Hinge Kapı Menteşesi



<u>AKSESUAR KOD</u>	<u>AÇIKLAMA</u>
6001	Window Handle Pencere Kolu



<u>AKSESUAR KOD</u>	<u>AÇIKLAMA</u>
DH 605	Door Handle Pencere Kolu



<u>AKSESUAR KOD</u>	<u>AÇIKLAMA</u>
	Kit All



<u>AKSESUAR KOD</u>	<u>AÇIKLAMA</u>
153 35	Mortise Lock Dilli Kilit



<u>AKSESUAR KOD</u>	<u>AÇIKLAMA</u>
155 35	Mortise Lock Makaralı Kilit

AC-55 Yalıtımsız Seri (AC-55 Non Insulated Serie)



AKSESUAR KOD	AÇIKLAMA
90 Barale 35/55	Cylinder Barel



AKSESUAR KOD	AÇIKLAMA
Sistem Sürgü	Sürgü

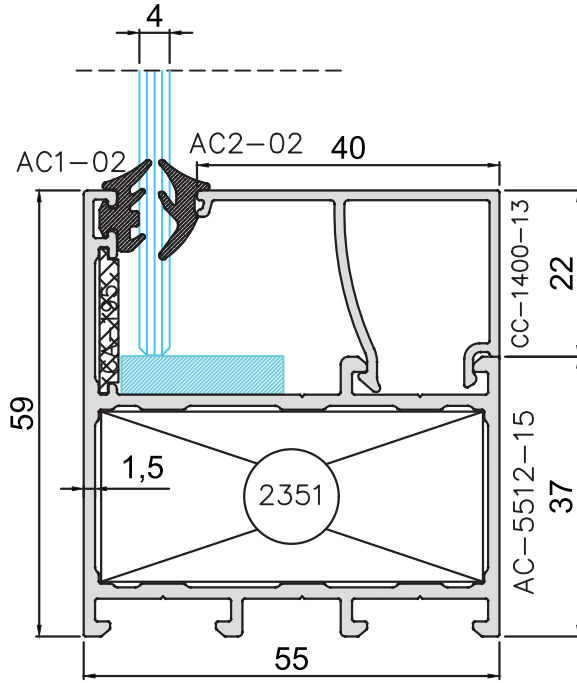


AKSESUAR KOD	AÇIKLAMA
Sistem Çıt Çıt	

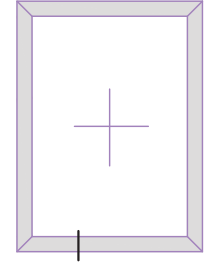


AKSESUAR KOD	AÇIKLAMA
Sistem Vasistas Makası	

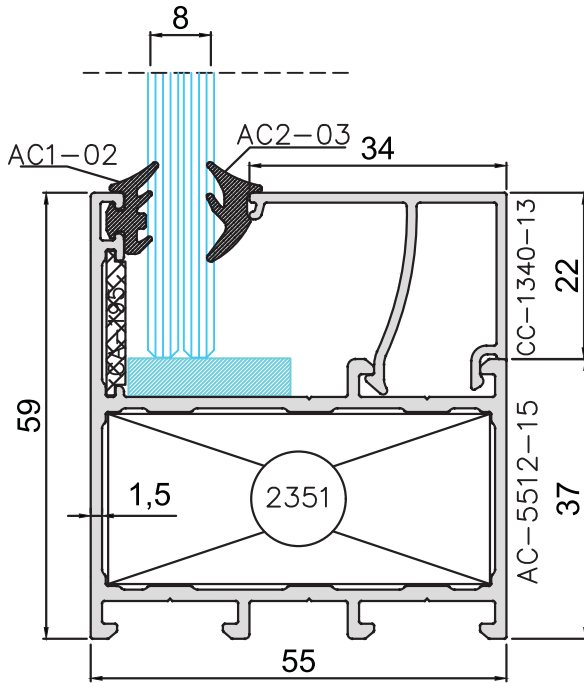
AC-55 Yalıtımsız Seri (AC-55 Non Insulated Serie)



① Düz Kasa Detay

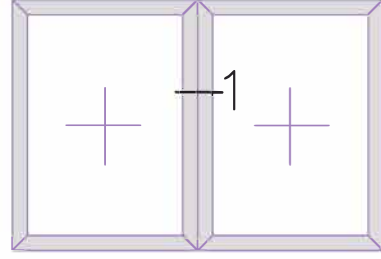


① Sabit Cam Kasa

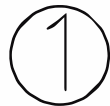
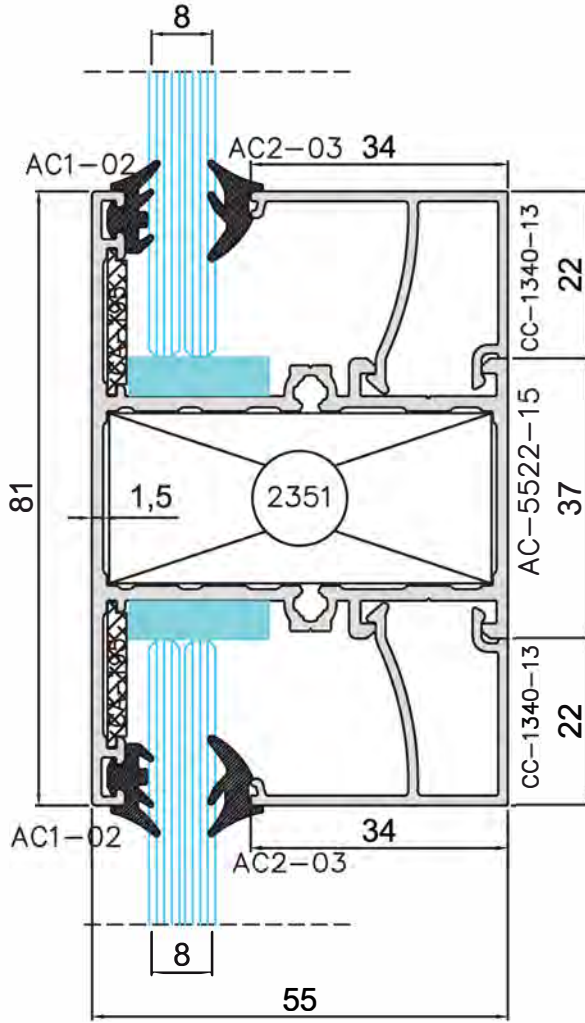


① Düz Kasa Detay

AC-55 Yalıtımsız Seri (AC-55 Non Insulated Serie)

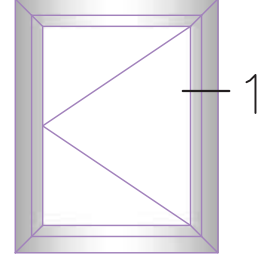


Sabit Cam Ortakayıt

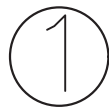
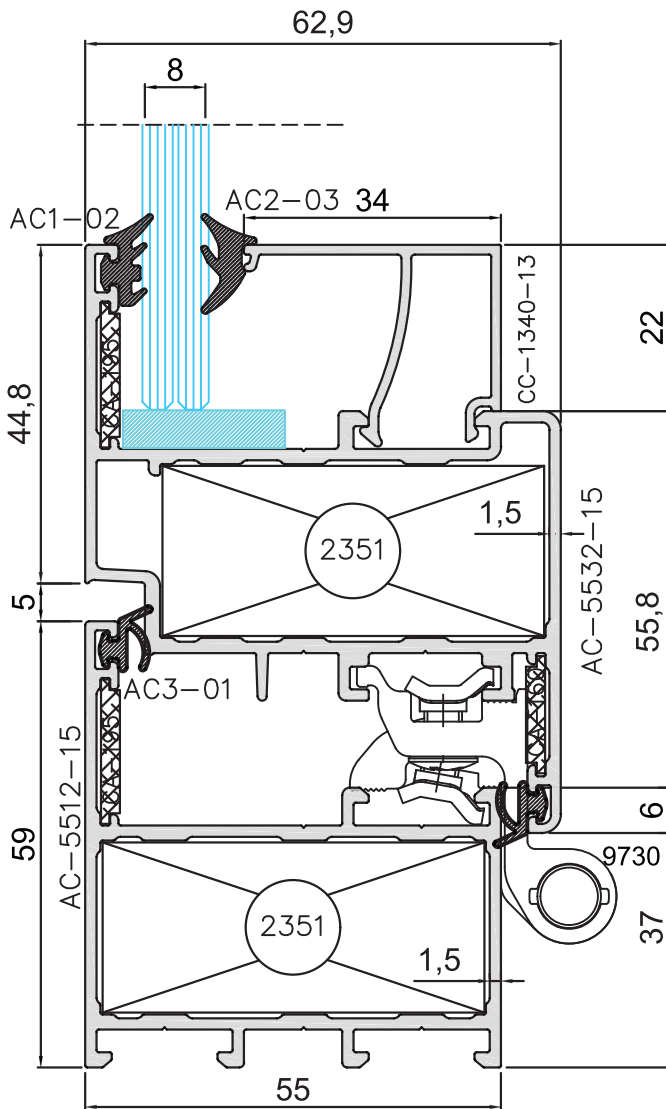


Orta Kayıt Detay

AC-55 Yalıtımsız Seri (AC-55 Non Insulated Serie)



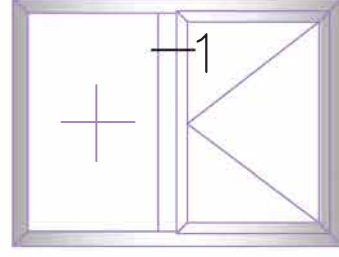
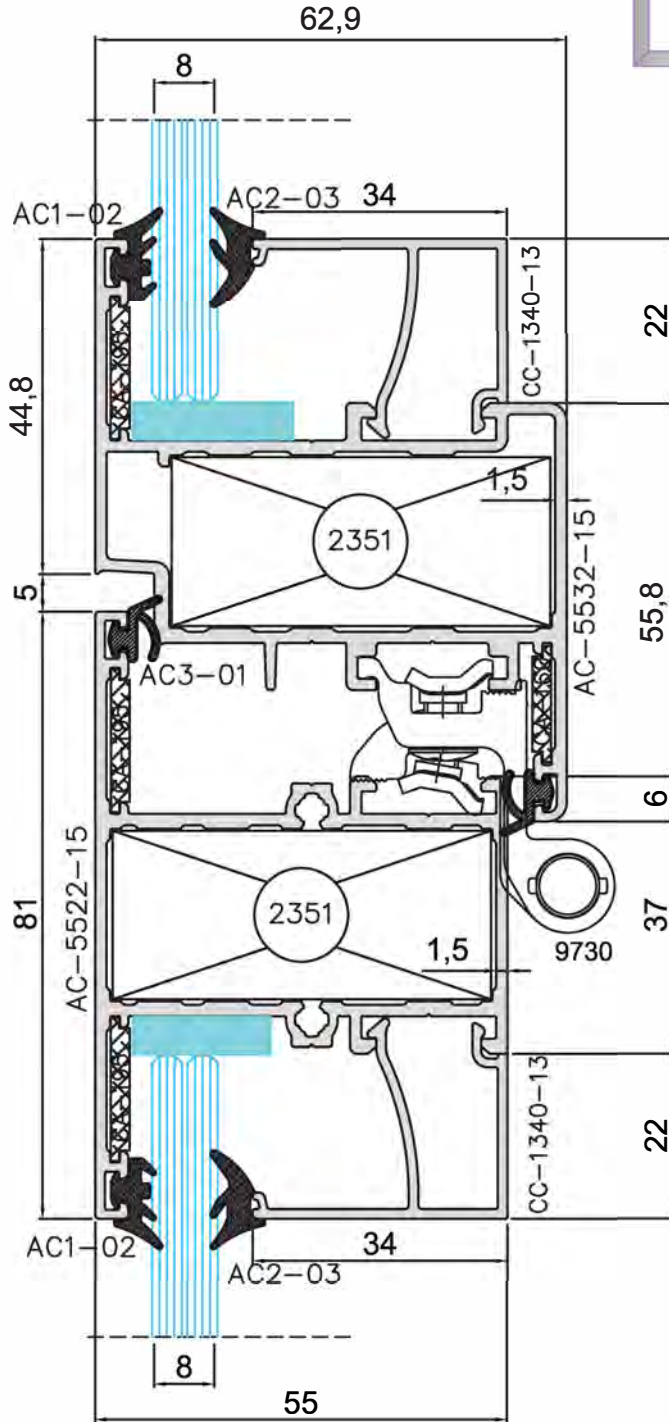
Tek Açılım Pencere



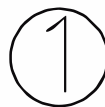
Menteşe Detay

AC-55 Yalıtımsız Seri

(AC-55 Non Insulated Serie)

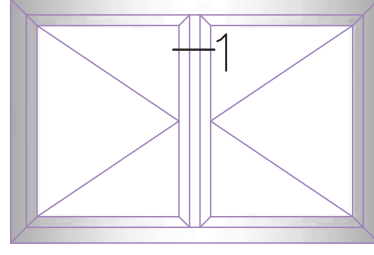


Tek Açılım Ortakayıt

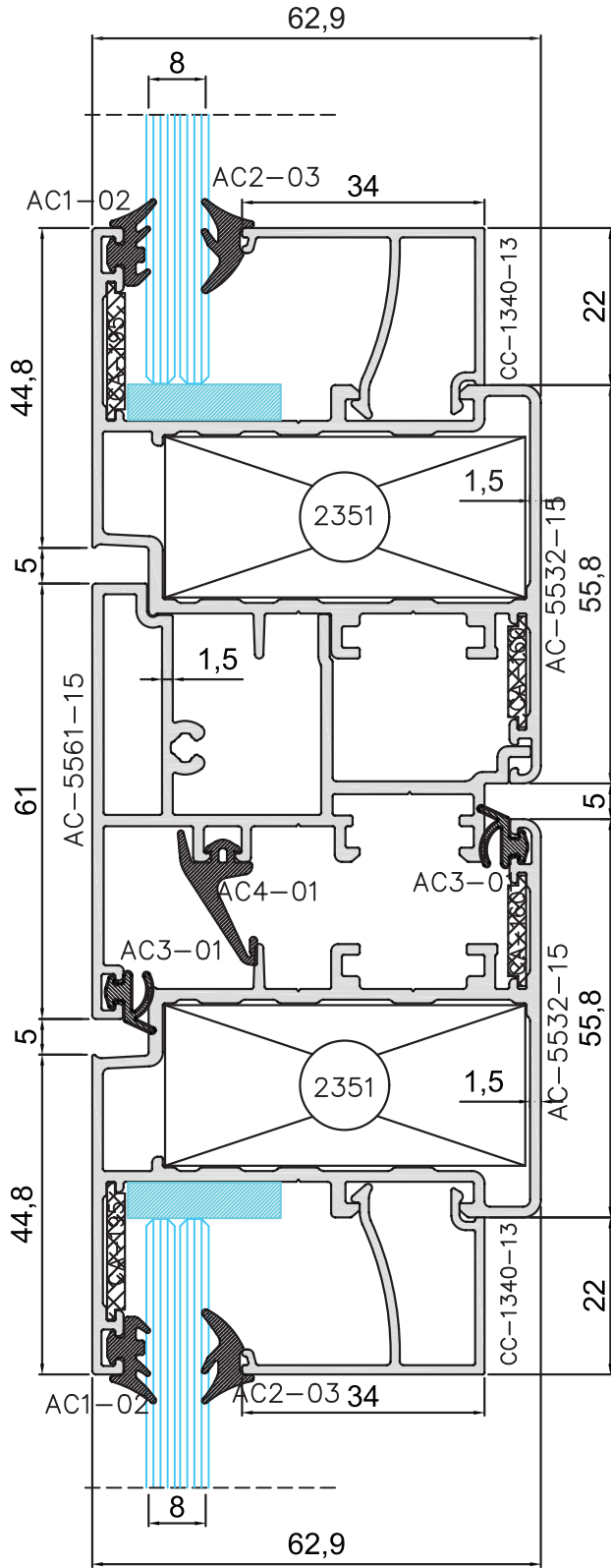


Orta Kayıt Açılır Detay

AC-55 Yalıtımsız Seri (AC-55 Non Insulated Serie)



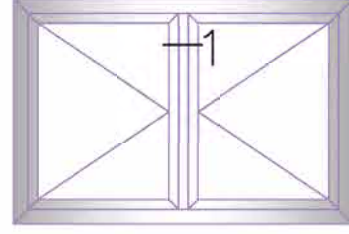
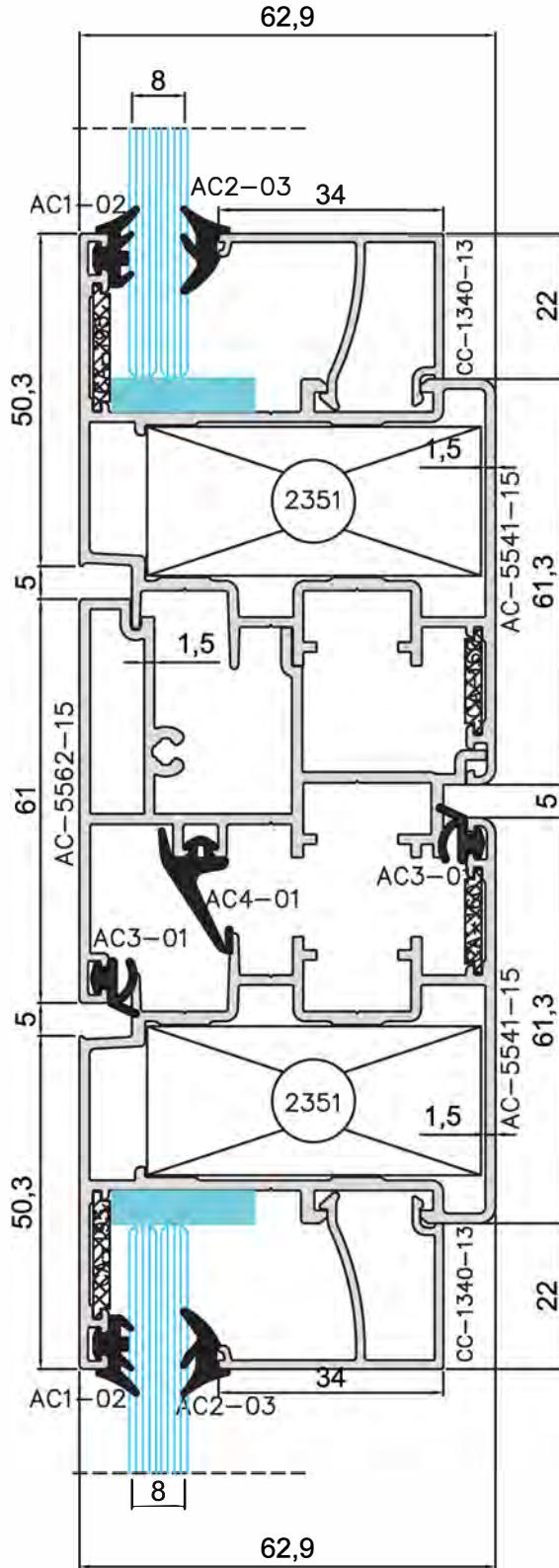
Çift Kanat Pencere



Hareketli Orta Kayıt Açılır Detay

AC-55 Yalıtımsız Seri

(AC-55 Non Insulated Serie)

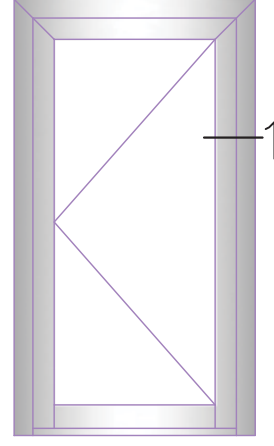
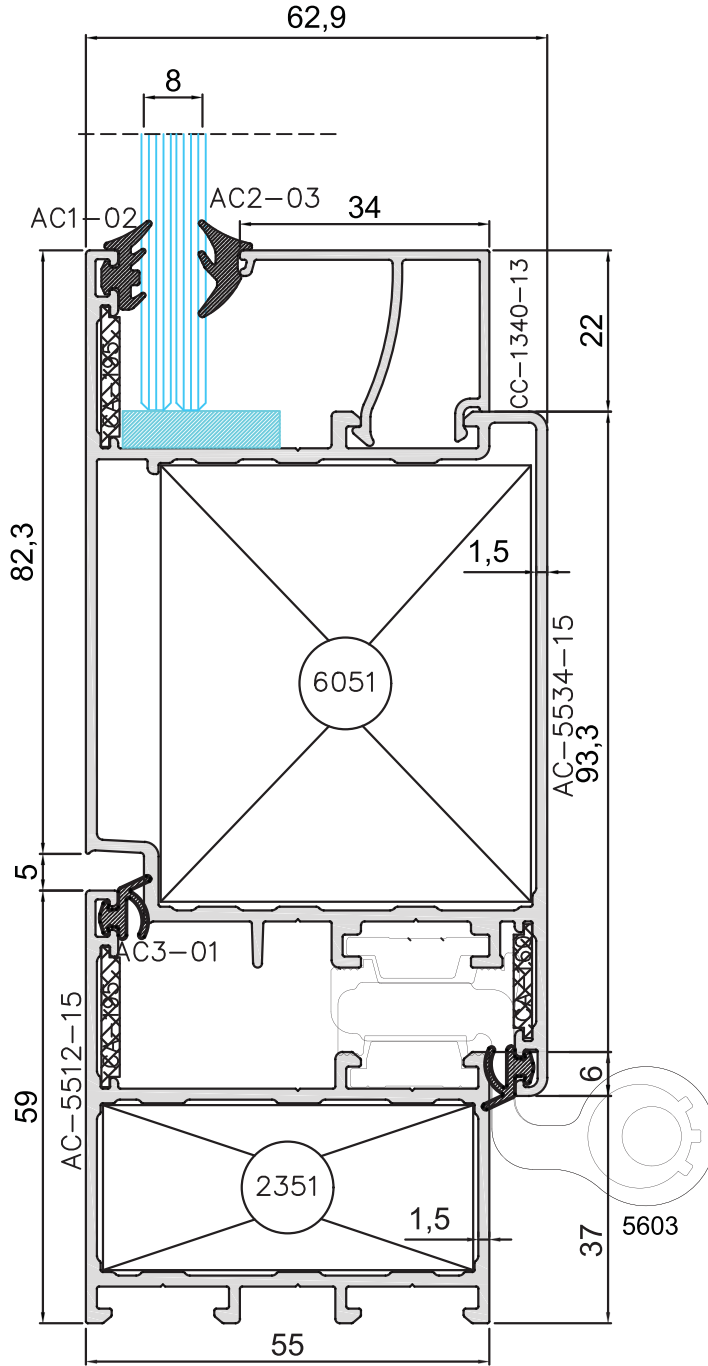


Pvc Çift Kanat Açılım



Hareketli Orta Kayıt PVC Açılır Detay

AC-55 Yalıtımsız Seri (AC-55 Non Insulated Serie)



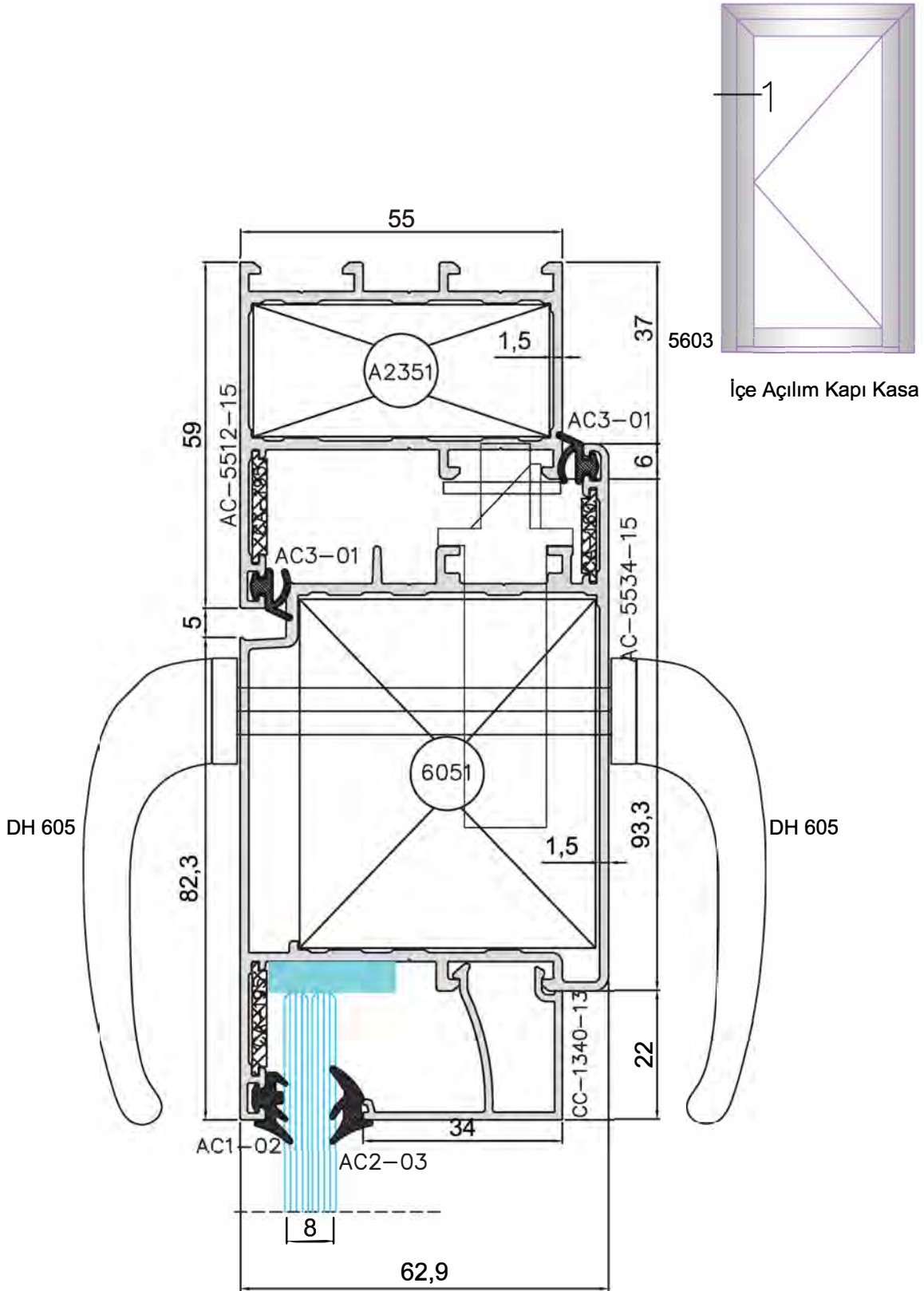
İçe Açılım Kapı



Kapı Menteşe Detay

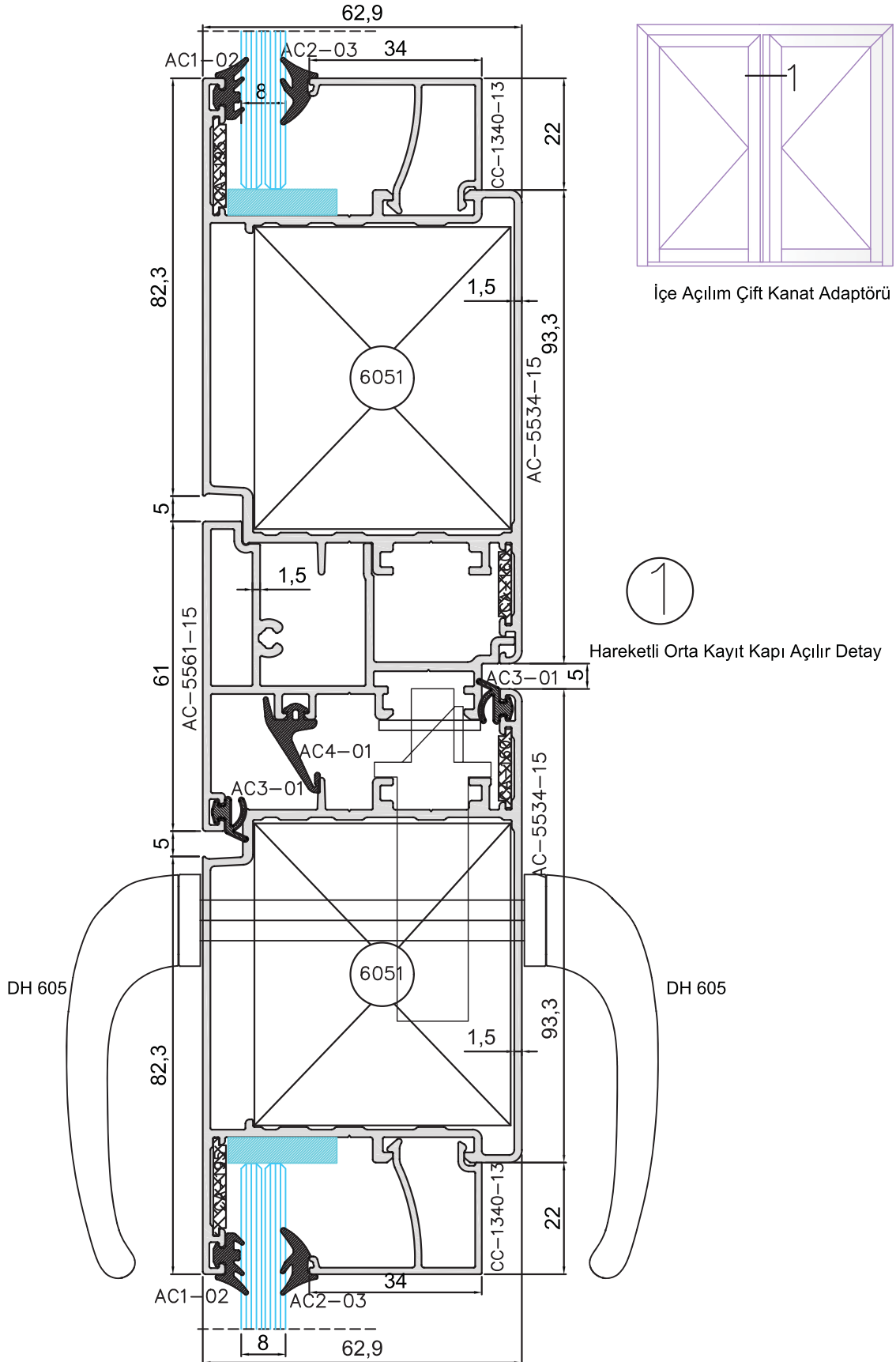
AC-55 Yalıtımsız Seri

(AC-55 Non Insulated Serie)

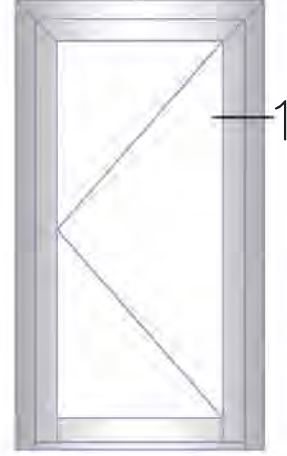
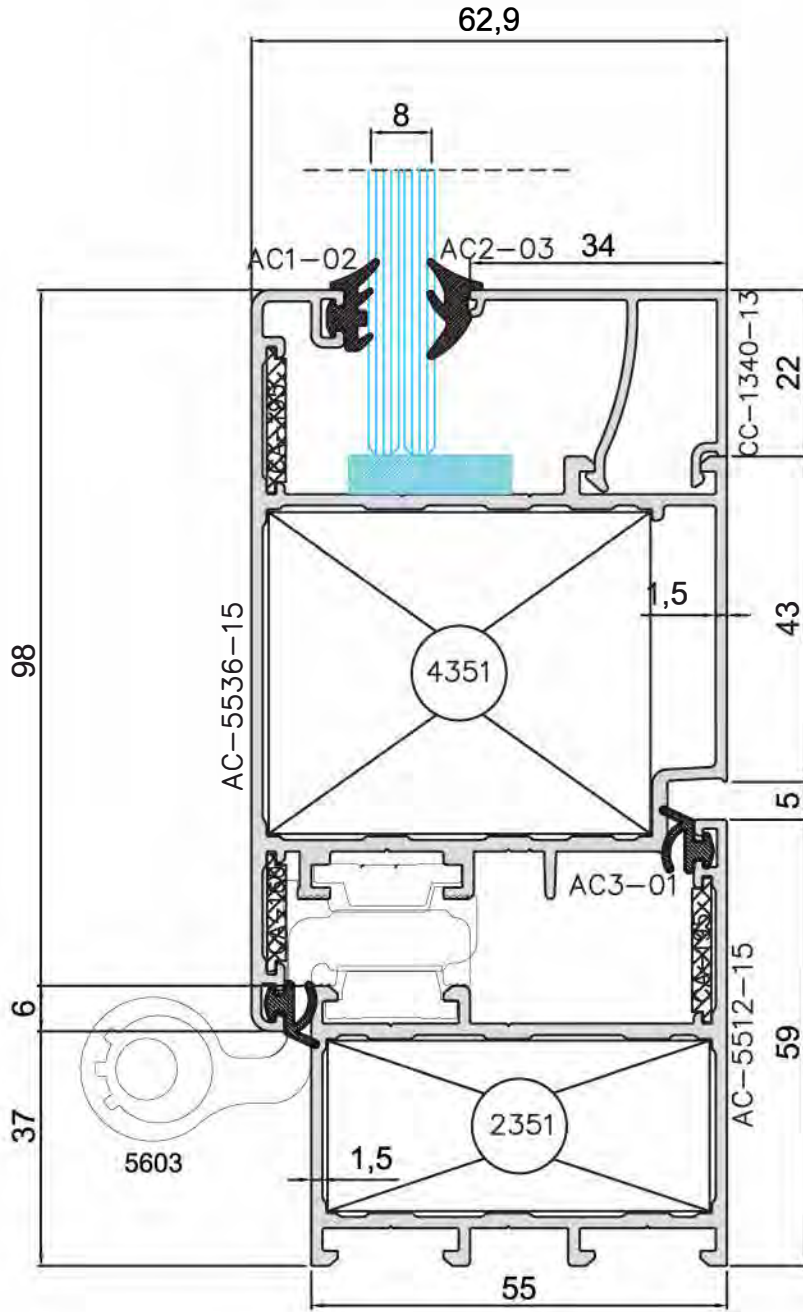


1 Kapı Kilit Detay

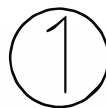
AC-55 Yalıtımsız Seri (AC-55 Non Insulated Serie)



AC-55 Yalıtımsız Seri (AC-55 Non Insulated Serie)

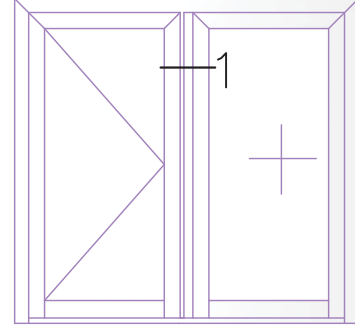
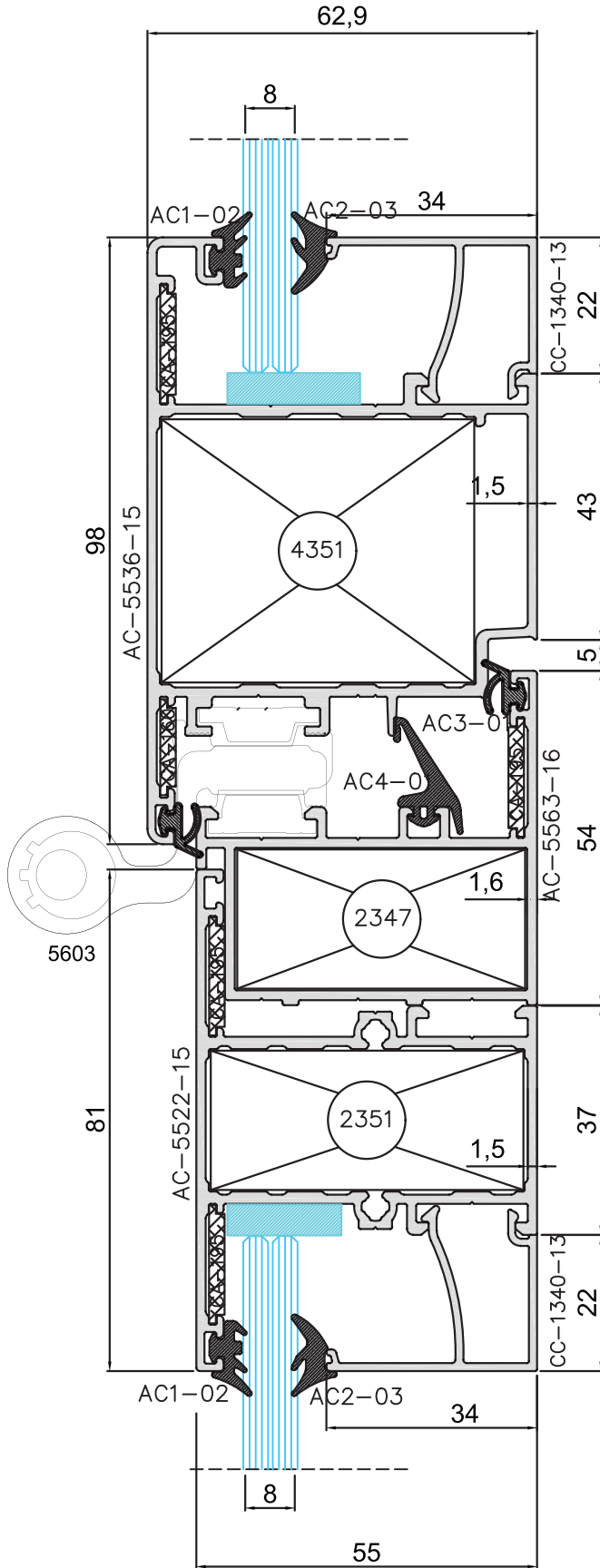


Dışa Açılım Kapı

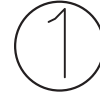


Dışa Açılır Kapı Ters Kasa Detay

AC-55 Yalıtımsız Seri (AC-55 Non Insulated Serie)

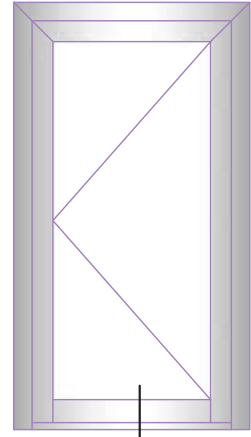


Dışa Açılım Kapı Sabiti

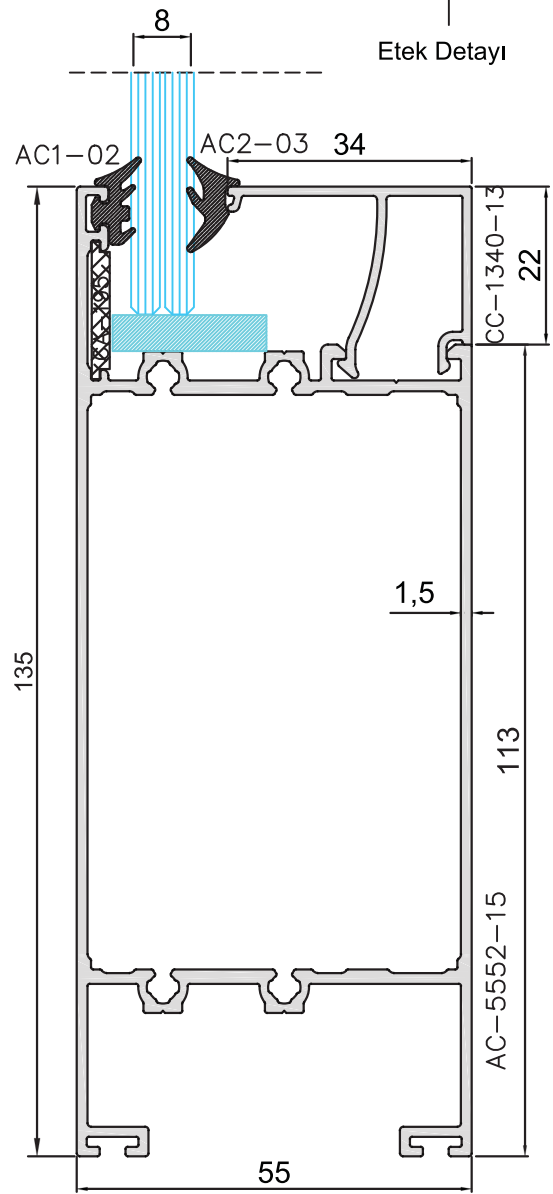
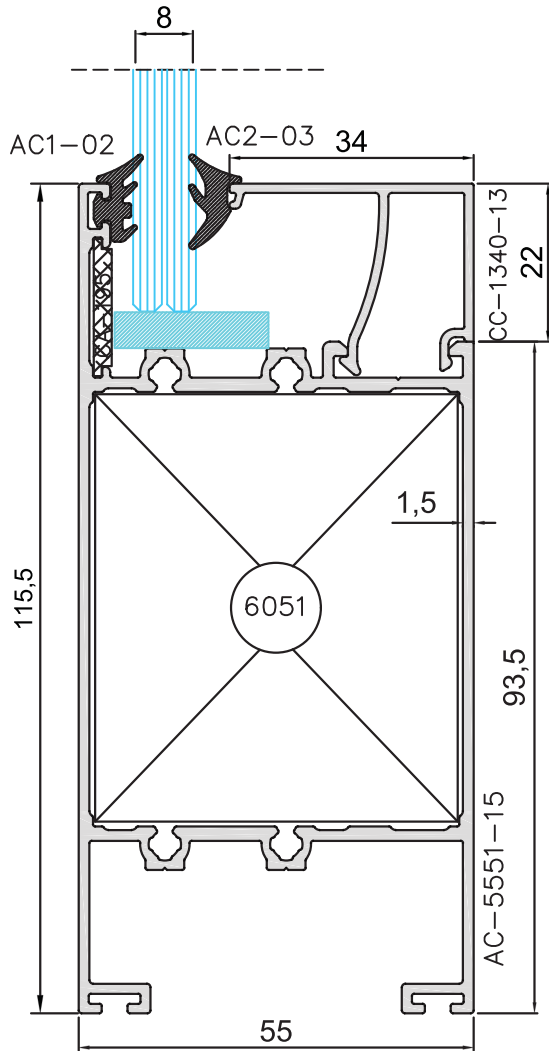


Dışa Açılır Kapı Sabit Detay

AC-55 Yalıtımsız Seri (AC-55 Non Insulated Serie)

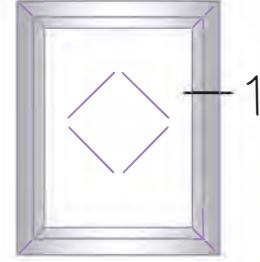
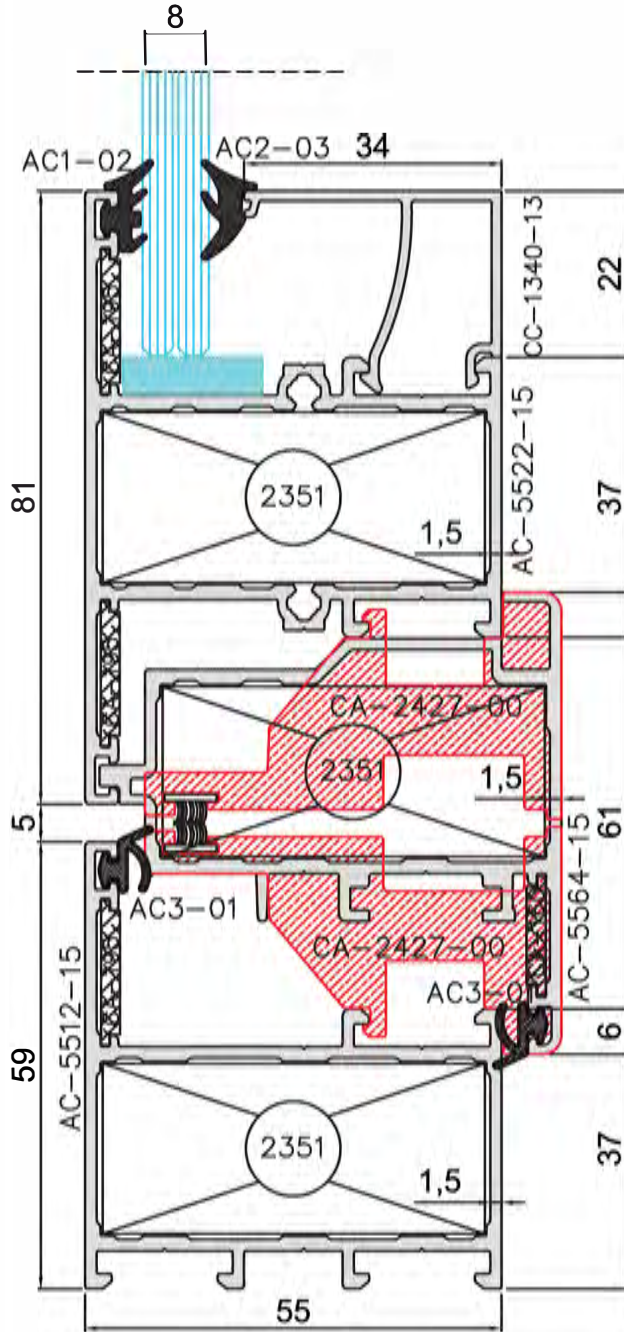


Etek Detayı



Etek Detayı

AC-55 Yalıtımsız Seri (AC-55 Non Insulated Serie)



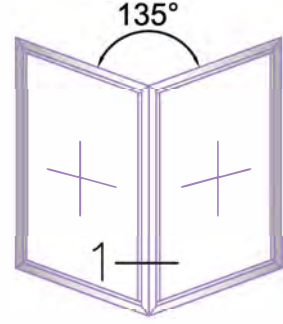
Pivot Açılım



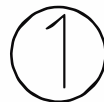
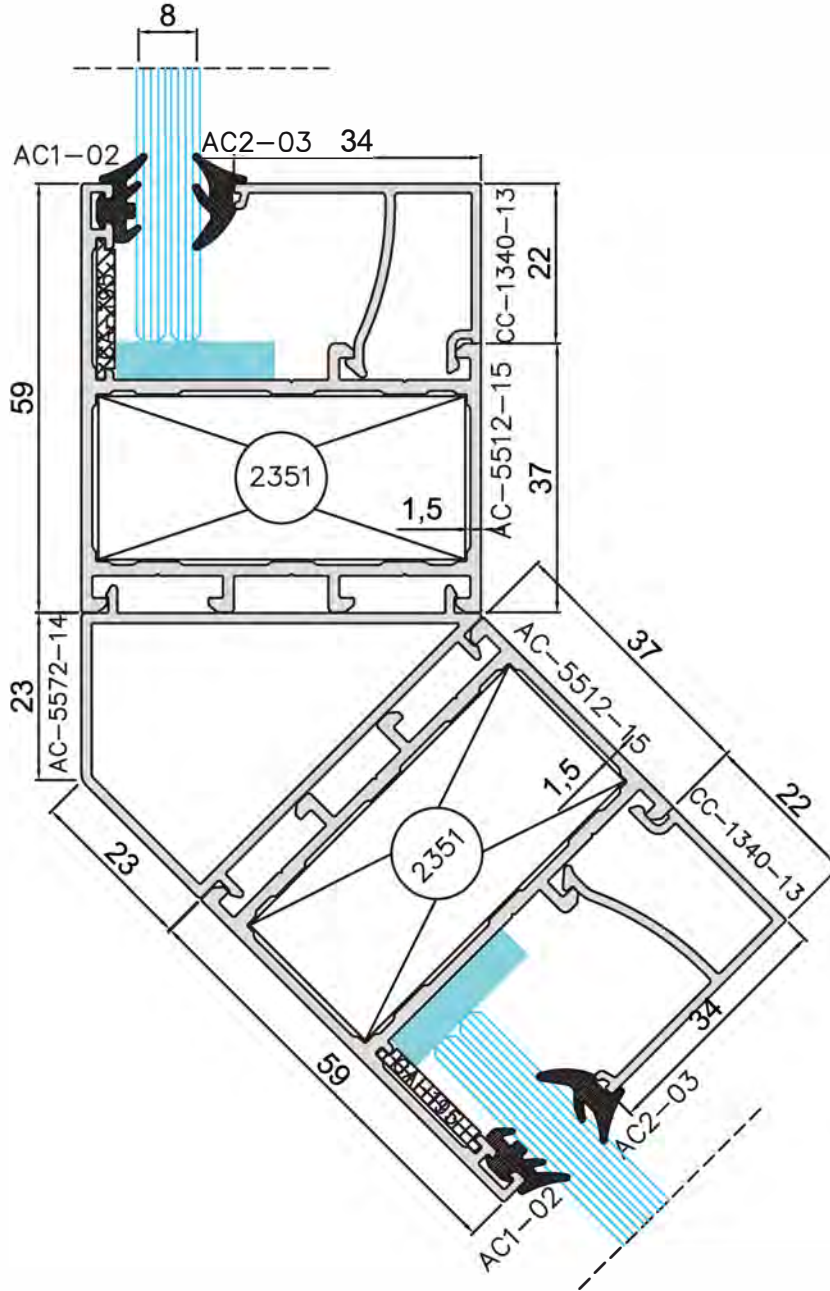
Pivot Menteşe Detay

AC-55 Yalıtımsız Seri

(AC-55 Non Insulated Serie)

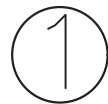
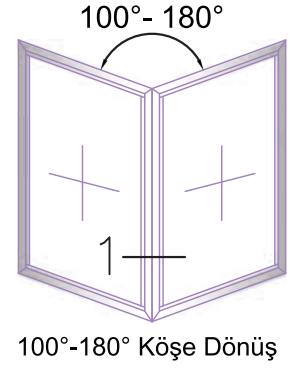
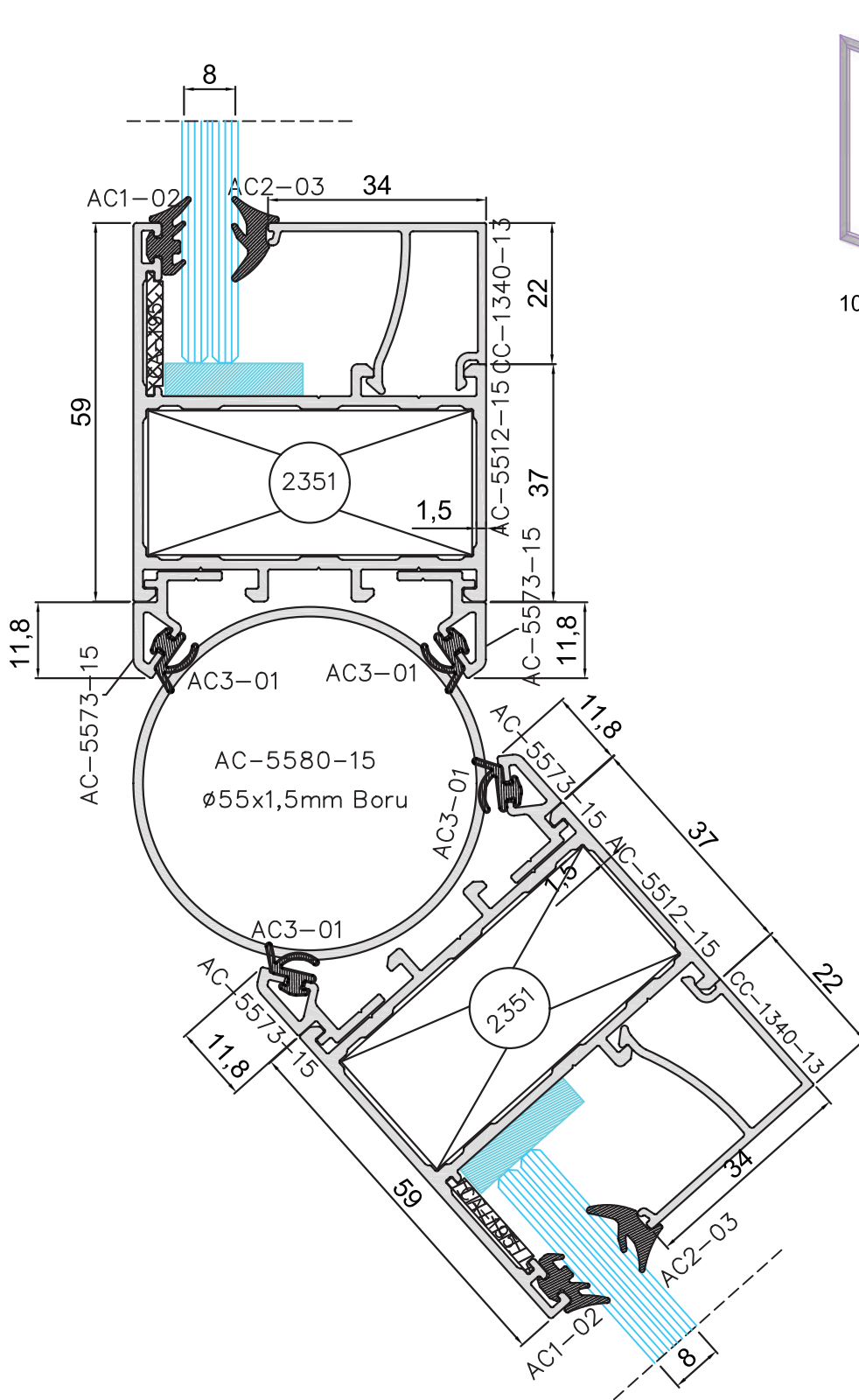


135° Köşe Dönüş



135° Köşe Dönüş Detay

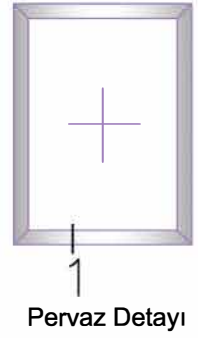
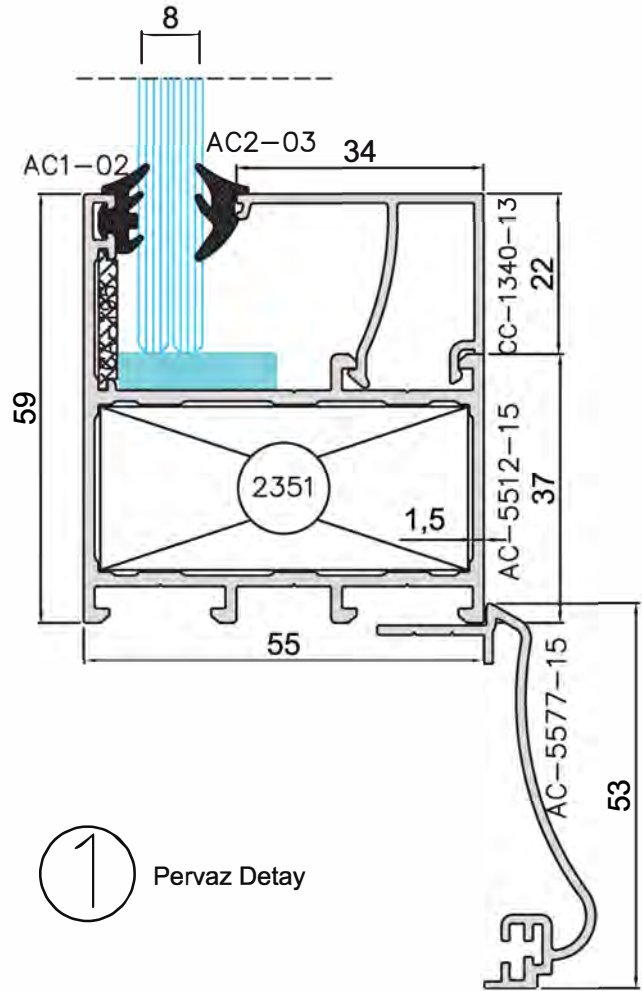
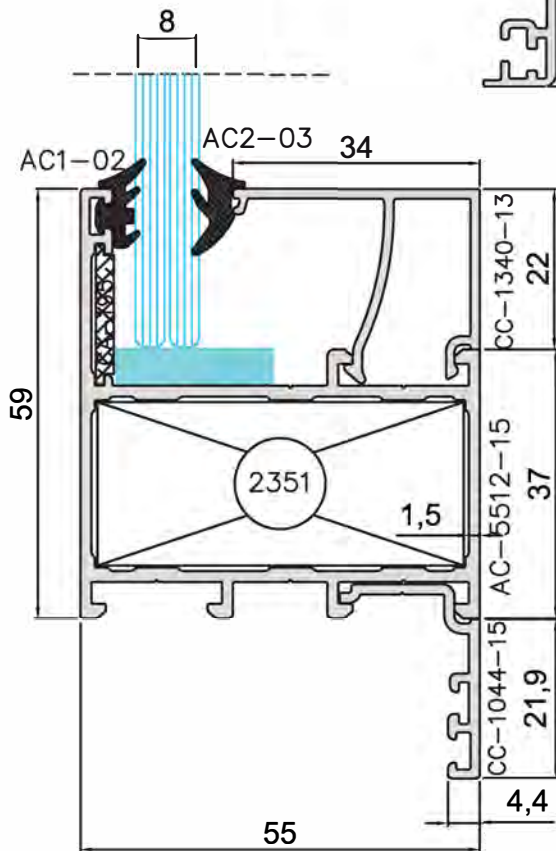
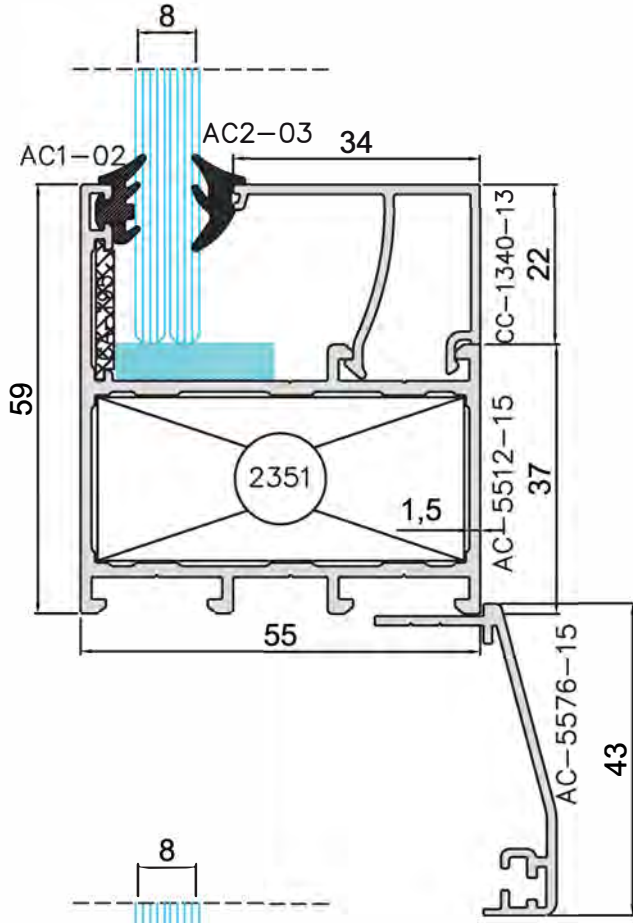
AC-55 Yalıtımsız Seri (AC-55 Non Insulated Serie)













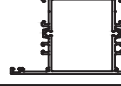


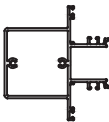
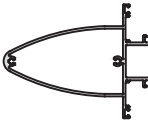

100°-180° Köşe Dönüş Detay

AC-55 Yalıtımsız Seri

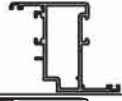





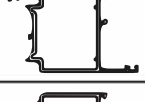








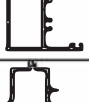

(AC-55 Non Insulated Serie)




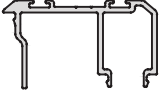

















AC-55 Yalıtımsız Seri (AC-55 Non Insulated Serie)

	KOD-CODE	TEORİK AĞIRLIK THEORETICAL WEIGHT Kg/m	AÇIKLAMA		
	AC-5511-20	1,091	L Kasa Profili		
	AC-5512-20	1,221	L Kasa Profili		
	AC-5513-20	1,440	L Kasa Profili		
	AC-5514-20	1,628	L Kasa Profili		
	AC-5516-20	1,080	Kasa Profili		
	AC-5517-20	1,298	Kasa Profili		
	AC-5518-20	1,120	Z Kasa Profili		
	AC-5519-20	1,250	Z Kasa Profili		
	AC-5521-20	1,284	Ortakayıt Profili		
	AC-5522-20	1,414	Ortakayıt Profili		
	AC-5523-20	1,633	Ortakayıt Profili		
	AC-5524-20	1,820	Ortakayıt Profili		
	AC-5525-20	1,435	Ortakayıt Profili		
	AC-5526-20	2,208	Ortakayıt Profili	Jxx: 76,61cm ⁴	Jyy: 26,95cm ⁴
	AC-5527-20	2,440	Ortakayıt Profili	Jxx: 147,28cm ⁴	Jyy: 76,61cm ⁴
	AC-5531-20	1,284	Kanat Profili		


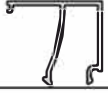




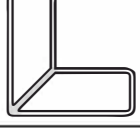


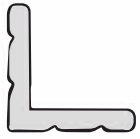



AC-55 Yalıtımsız Seri (AC-55 Non Insulated Serie)

	KOD-CODE	TEORİK AĞIRLIK THEORETICAL WEIGHT Kg/m	AÇIKLAMA		
	AC-5532-20	1,443	Kanat Profili		
	AC-5533-20	1,661	Kanat Profili		
	AC-5534-20	1,850	Kanat Profili		
	AC-5535-20	1,478	Kanat Profili		
	AC-5536-20	1,697	Kanat Profili		
	AC-5537-20	1,884	Kanat Profili		
	AC-5538-20	1,497	Hem Yüz Kanat Profili		
	AC-5539-20	1,497	Hem Yüz Kanat Profili		
	AC-5541-20	1,543	Kanat Profili		
	AC-5542-20	1,762	Kanat Profili		
	AC-5543-20	1,578	Kanat Profili		
	AC-5544-20	1,798	Kanat Profili		
	AC-5554-20	2,548	Etek Profili		
	AC-5561-15	1,045	Hareketli Ortakayıt Profili		
	AC-5562-15	1,061	PVC Hareketli Ortakayıt Profili		
	AC-5563-16	0,930	Dışa Açılım Adaptör Profili		
	AC-5564-15	1,090	Pivot Profili		

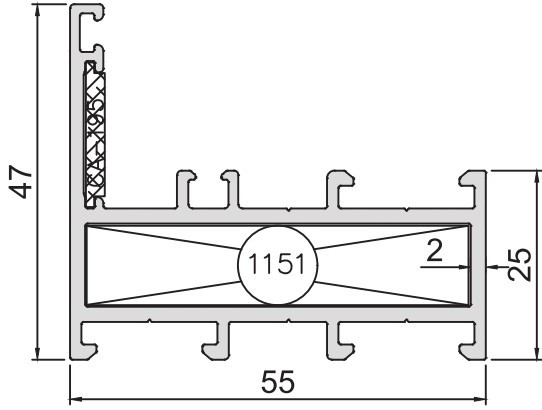
AC-55 Yalıtımsız Seri (AC-55 Non Insulated Serie)

	KOD-CODE	TEORİK AĞIRLIK THEORETICAL WEIGHT Kg/m	AÇIKLAMA		
	AC-5565-20	0,427	Çarpma Kapı Profili		
	AC-5566-20	0,761	Çarpma Kapı Profili		
	1059	0,265	30x40 KUTU T BİNİ		
	1060	0,254	30x50 KUTU T BİNİ		
	765	0,138	TİJ PROFİLİ		
	AC-5571-14	0,860	90° Dönüş Profili		
	AC-5572-14	0,620	135° Dönüş Profili		
	AC-5573-15	0,155	Adaptör Profili		
	AC-5574-15	0,110	Kasa Adaptör Profili		
	AC-5575-15	0,332	Hem Yüz Adaptör Profili		
	AC-5576-15	0,296	Pervaz Profili		
	AC-5577-15	0,377	Pervaz Profili		
	AC-5578-15	0,136	Damlalık Profili		
	AC-5579-15	0,120	Cam Destek Profili		
	AC-5580-15	0,683	ø55x1,5mm Boru		
	CC-1044-15	0,212	Cam Çıtası Profili		
	CC-1120-13	0,254	Cam Çıtası Profili		
	CC-1160-13	0,260	Cam Çıtası Profili		
	CC-1200-13	0,270	Cam Çıtası Profili		

AC-55 Yalıtımsız Seri (AC-55 Non Insulated Serie)

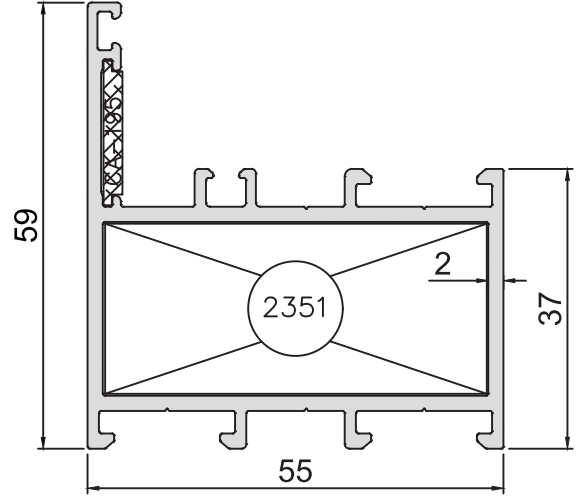
	KOD-CODE	TEORİK AĞIRLIK THEORETICAL WEIGHT Kg/m	AÇIKLAMA		
	CC-1240-13	0,285	Cam Çıtası Profili		
	CC-1300-13	0,305	Cam Çıtası Profili		
	CC-1340-13	0,320	Cam Çıtası Profili		
	CC-1360-13	0,327	Cam Çıtası Profili		
	CC-1400-13	0,341	Cam Çıtası Profili		
	CC-1506-13	0,378	Cam Çıtası Profili		
	KT-1225-00	1,508	22,5mm Köşe Takozu		
	KT-1427-00	2,146	43,7mm Köşe Takozu		
	KT-1600-00	2,604	60,5mm Köşe Takozu		
	KT-2105-00	2,938	10,5mm Köşe Takozu		
	KT-2225-00	2,543	22,5mm Köşe Takozu		
	KT-2427-00	4,585	43,7mm Köşe Takozu		
	KT-2600-00	5,857	60,5mm Köşe Takozu		

AC-55 Yalıtımsız Seri (AC-55 Non Insulated Serie)



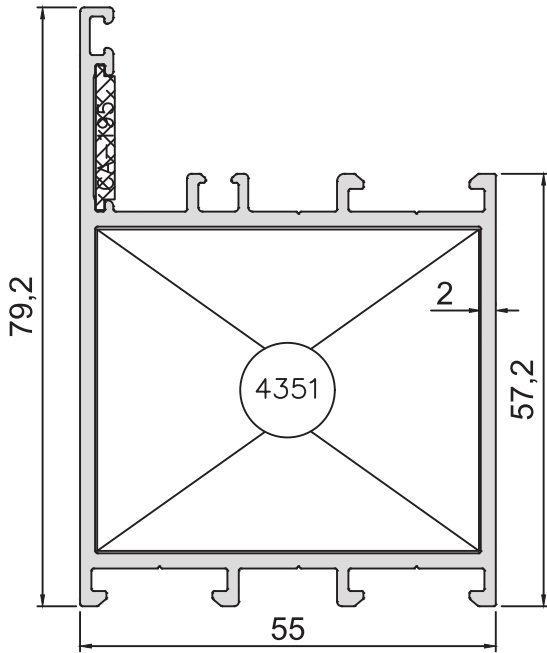
KOD-CODE
AC-5511-20

TEORİK AĞIRLIK
THEORETICAL WEIGHT
1,091 Kg/m



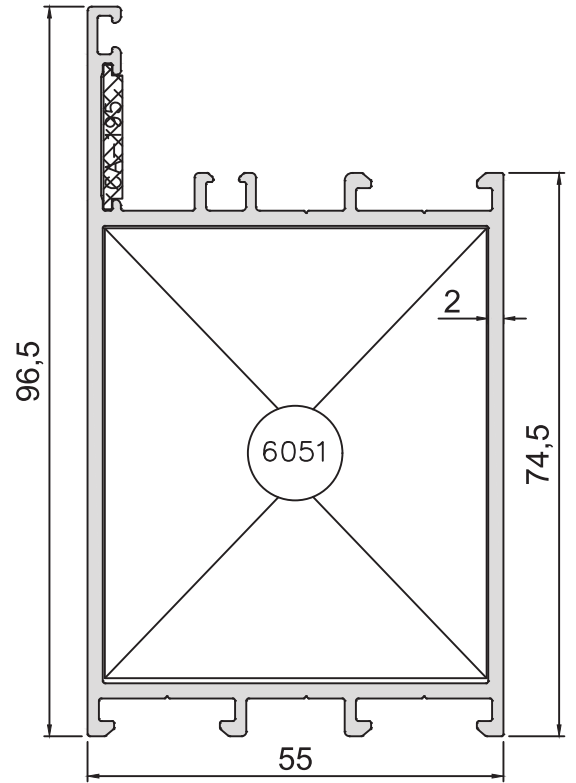
KOD-CODE
AC-5512-20

TEORİK AĞIRLIK
THEORETICAL WEIGHT
1,221 Kg/m



KOD-CODE
AC-5513-20

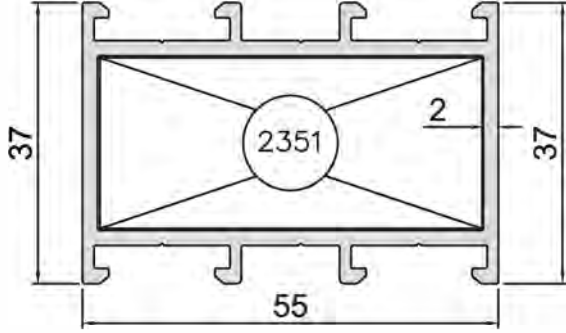
TEORİK AĞIRLIK
THEORETICAL WEIGHT
1,440 Kg/m



KOD-CODE
AC-5514-20

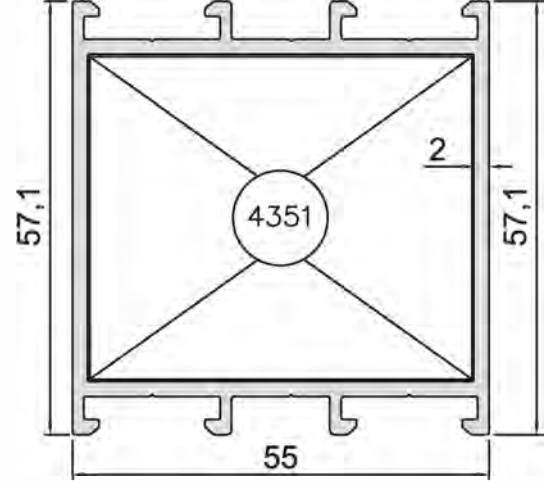
TEORİK AĞIRLIK
THEORETICAL WEIGHT
1,628 Kg/m

AC-55 Yalıtımsız Seri (AC-55 Non Insulated Serie)



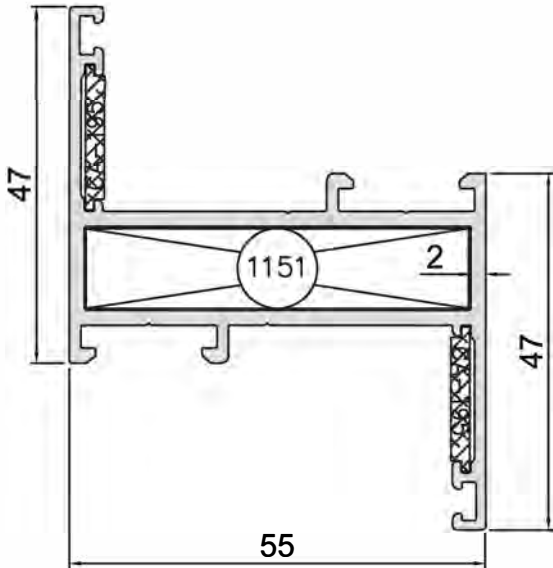
KOD-CODE
AC-5516-20

TEORİK AĞIRLIK
THEORETICAL WEIGHT
1,080 Kg/m



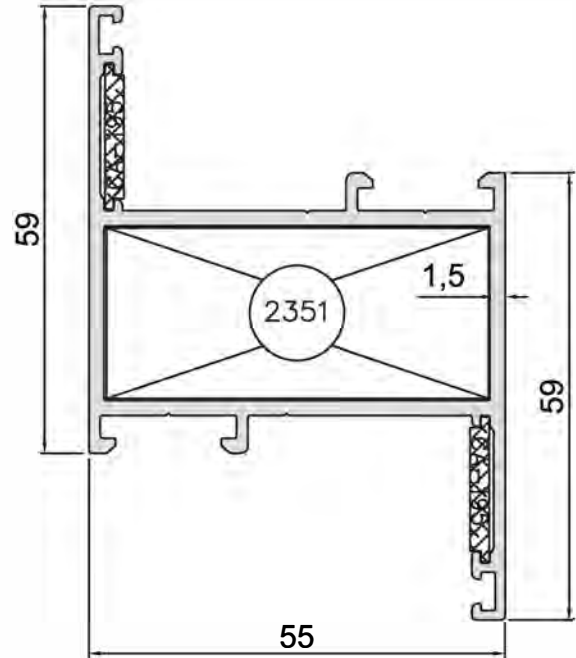
KOD-CODE
AC-5517-20

TEORİK AĞIRLIK
THEORETICAL WEIGHT
1,298 Kg/m



KOD-CODE
AC-5518-20

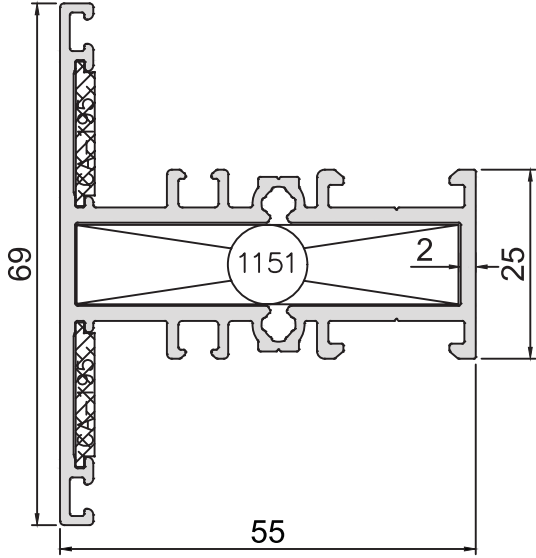
TEORİK AĞIRLIK
THEORETICAL WEIGHT
1,120 Kg/m



KOD-CODE
AC-5519-20

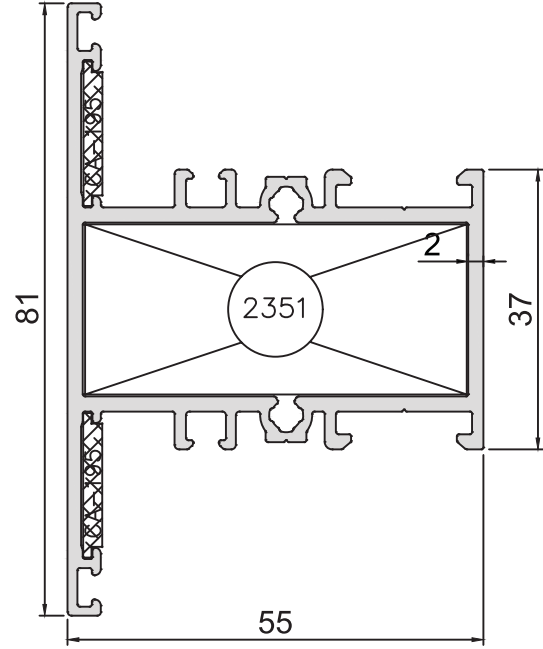
TEORİK AĞIRLIK
THEORETICAL WEIGHT
1,250 Kg/m

AC-55 Yalıtımsız Seri (AC-55 Non Insulated Serie)



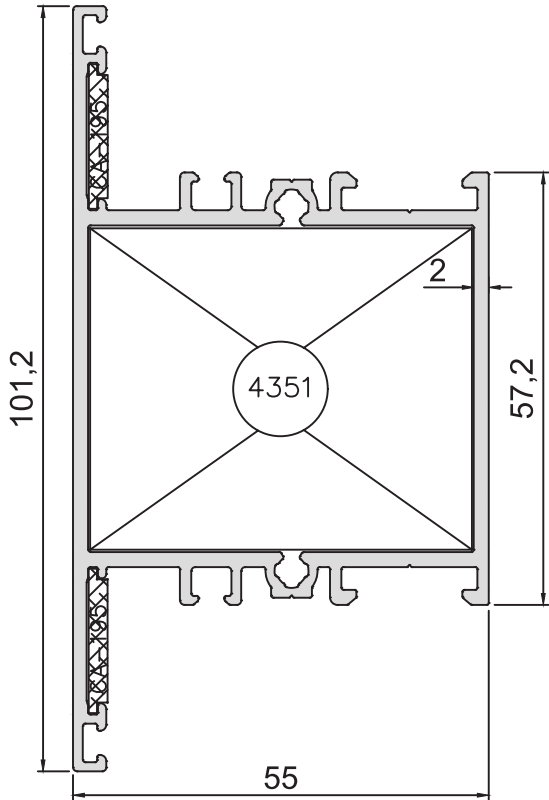
KOD-CODE
AC-5521-20

TEORİK AĞIRLIK
THEORETICAL WEIGHT
1,284 Kg/m



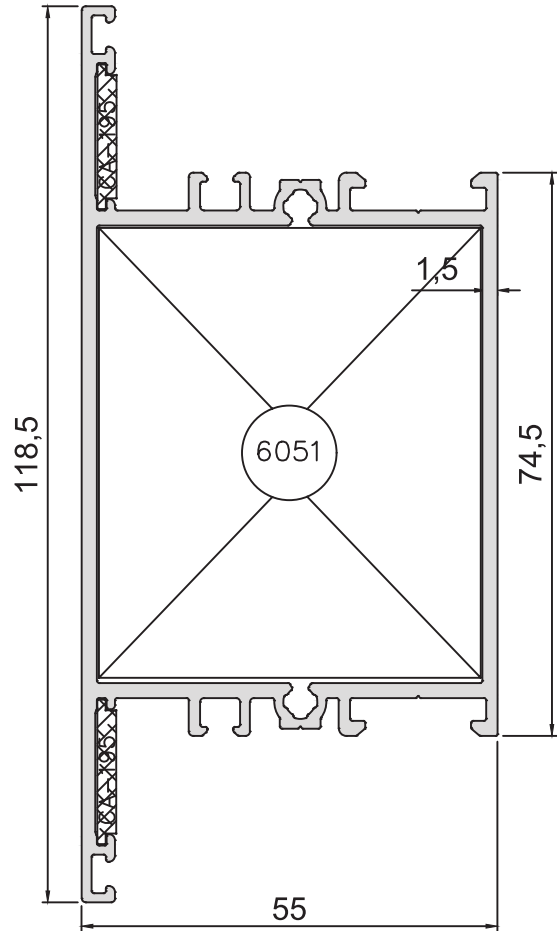
KOD-CODE
AC-5522-20

TEORİK AĞIRLIK
THEORETICAL WEIGHT
1,414 Kg/m



KOD-CODE
AC-5523-20

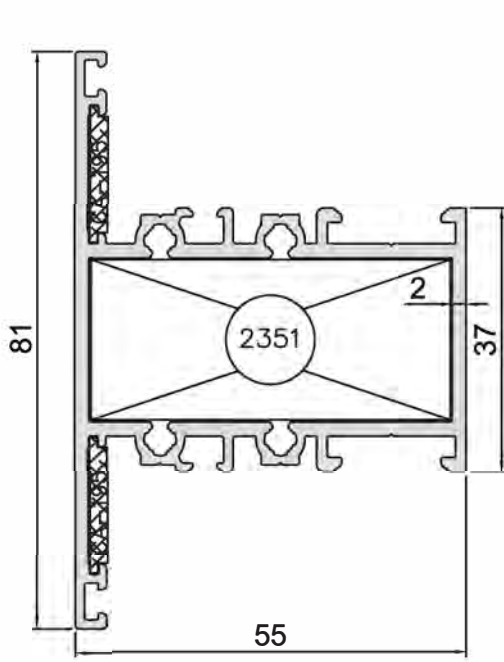
TEORİK AĞIRLIK
THEORETICAL WEIGHT
1,633 Kg/m



KOD-CODE
AC-5524-20

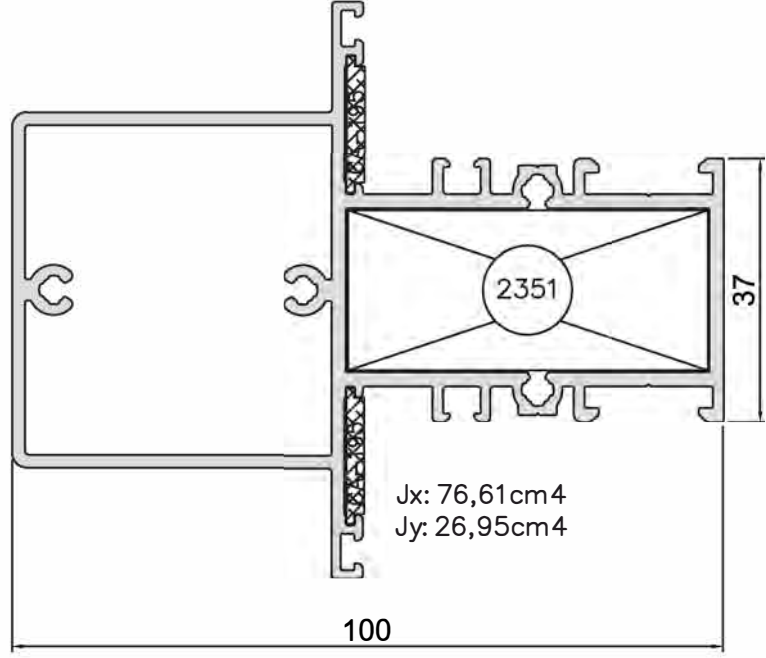
TEORİK AĞIRLIK
THEORETICAL WEIGHT
1,820 Kg/m

AC-55 Yalıtımsız Seri (AC-55 Non Insulated Serie)



KOD-CODE
AC-5525-20

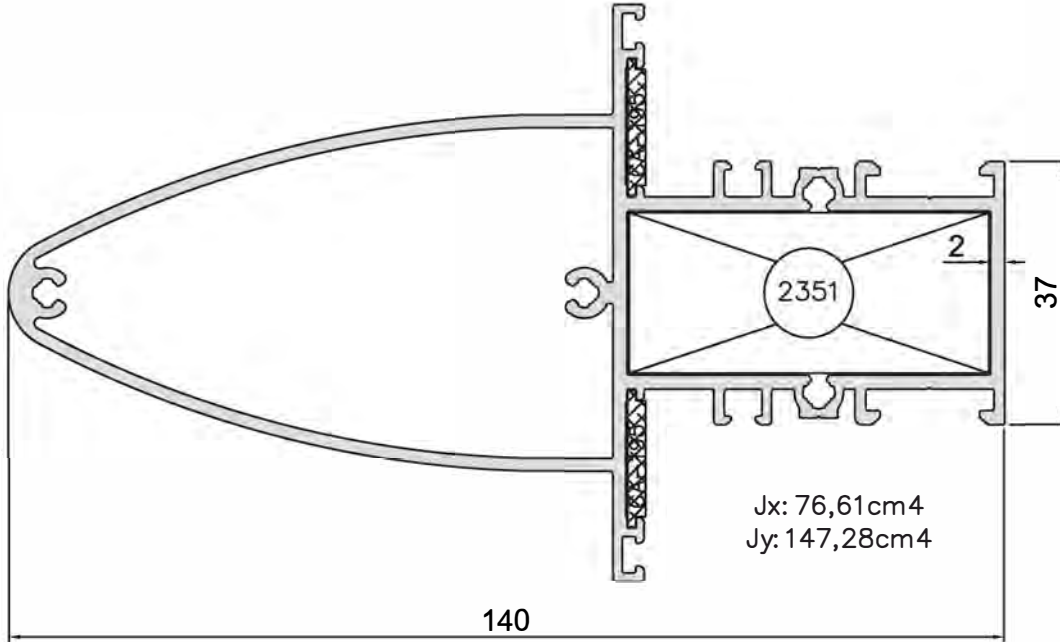
TEORİK AĞIRLIK
THEORETICAL WEIGHT
1,435 Kg/m



KOD-CODE
AC-5526-20

TEORİK AĞIRLIK
THEORETICAL WEIGHT
2,208 Kg/m

Jx: 76,61cm⁴
Jy: 26,95cm⁴

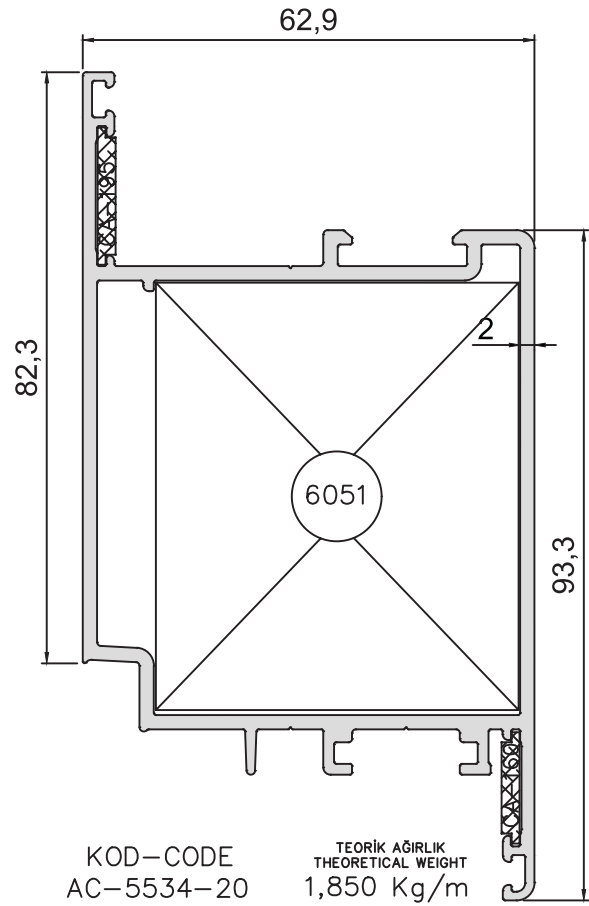
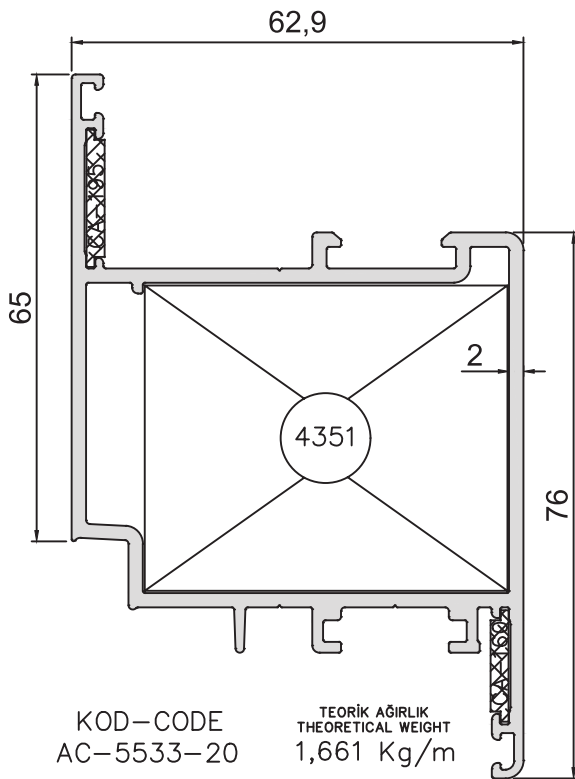
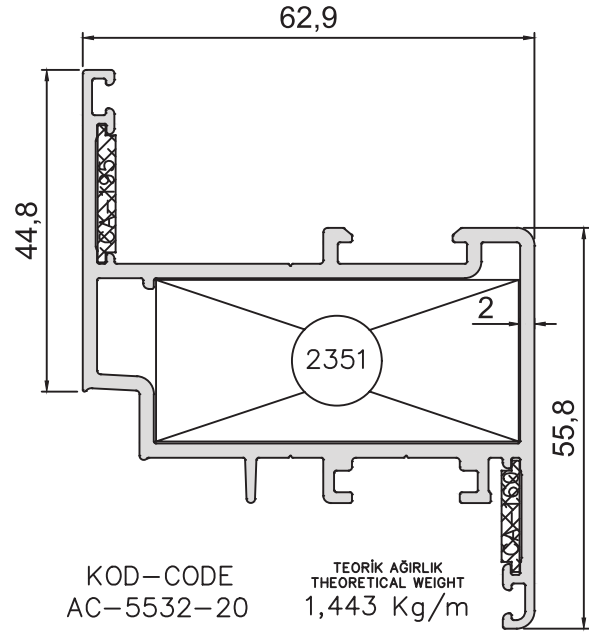
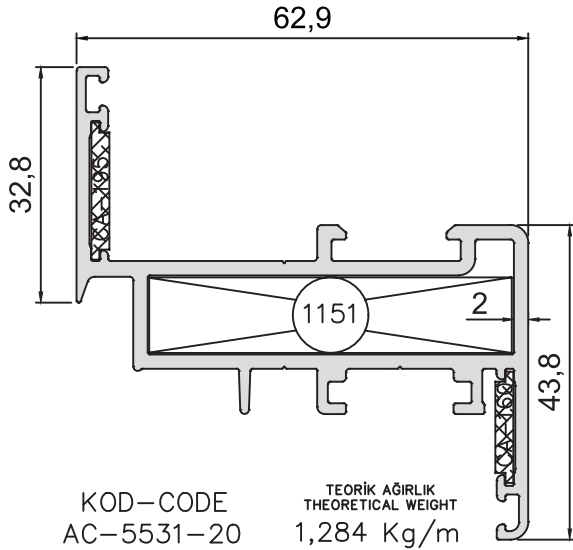


KOD-CODE
AC-5527-20

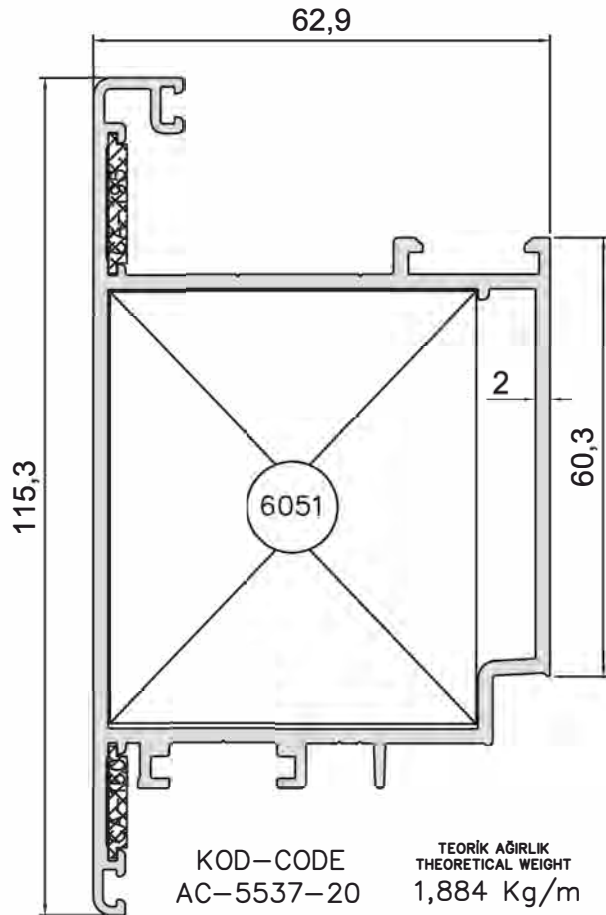
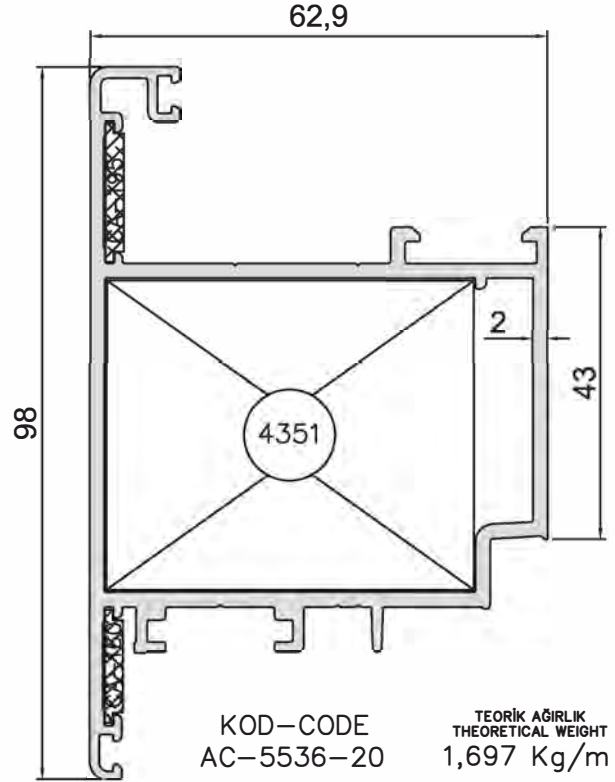
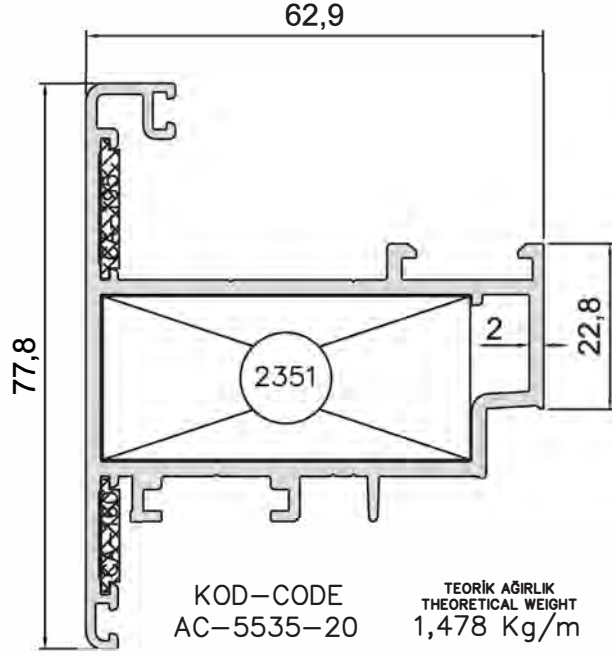
TEORİK AĞIRLIK
THEORETICAL WEIGHT
2,440 Kg/m

Jx: 76,61cm⁴
Jy: 147,28cm⁴

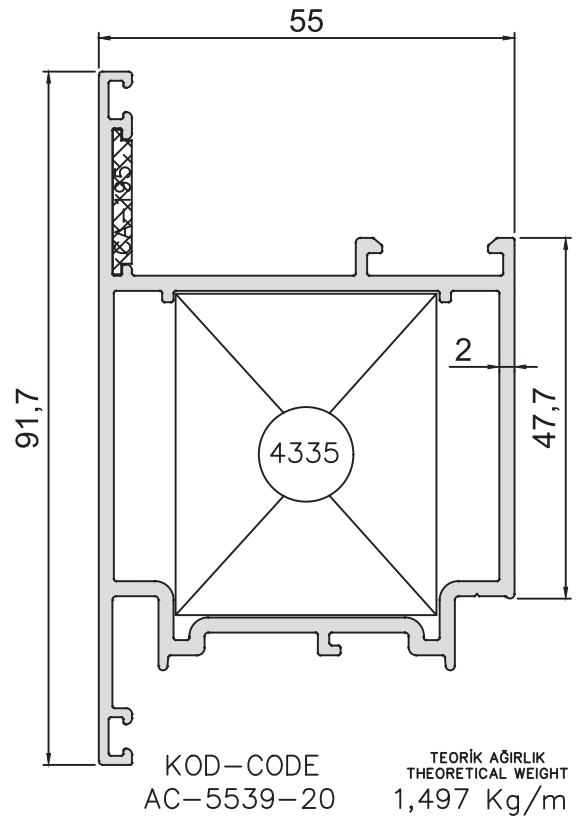
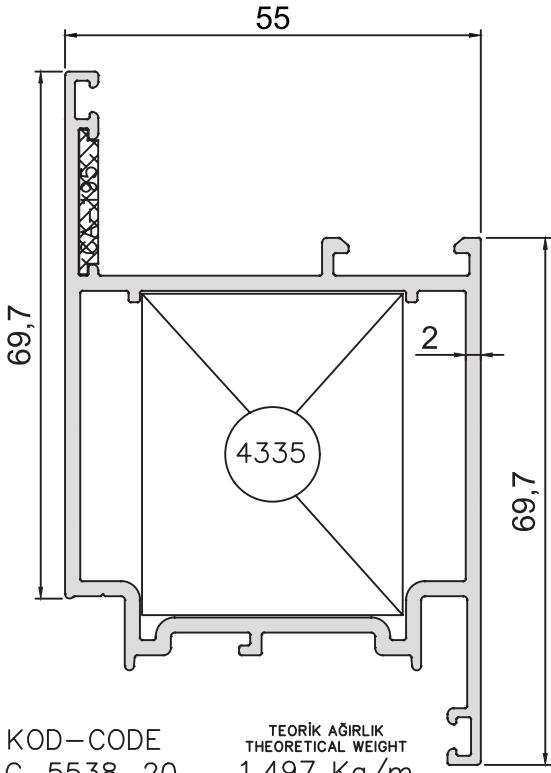
AC-55 Yalıtımsız Seri (AC-55 Non Insulated Serie)



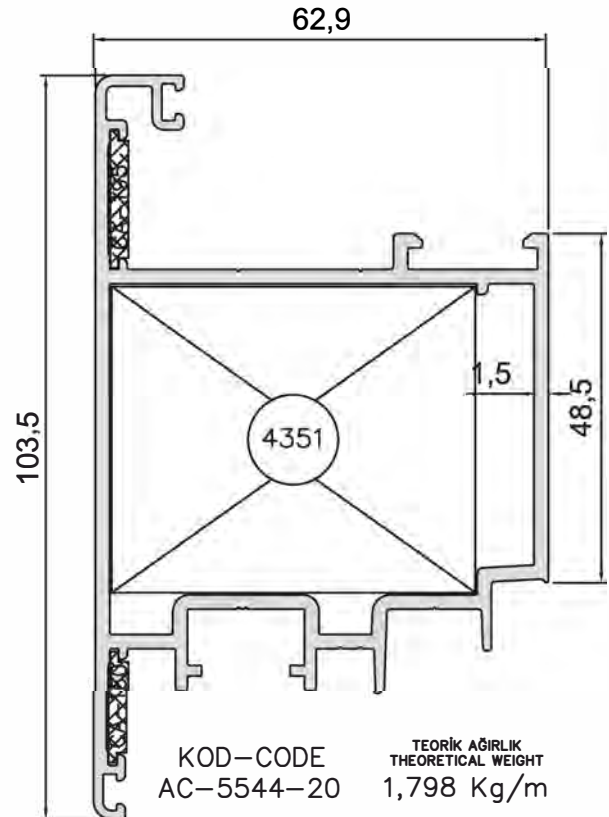
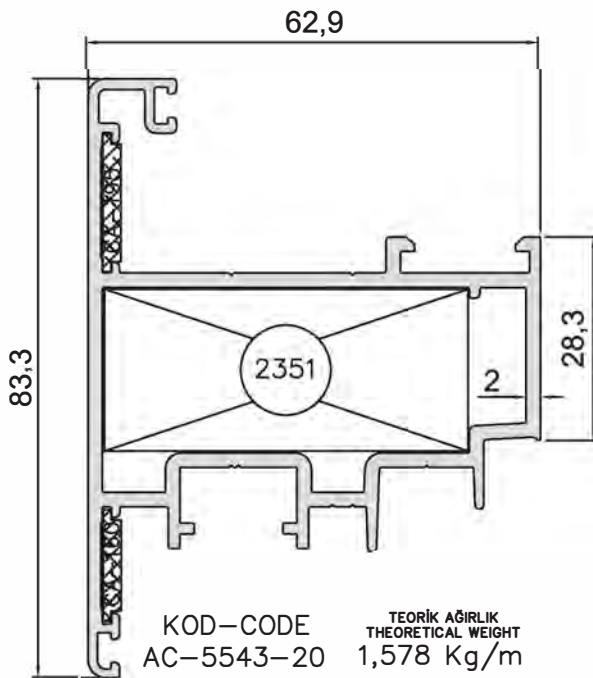
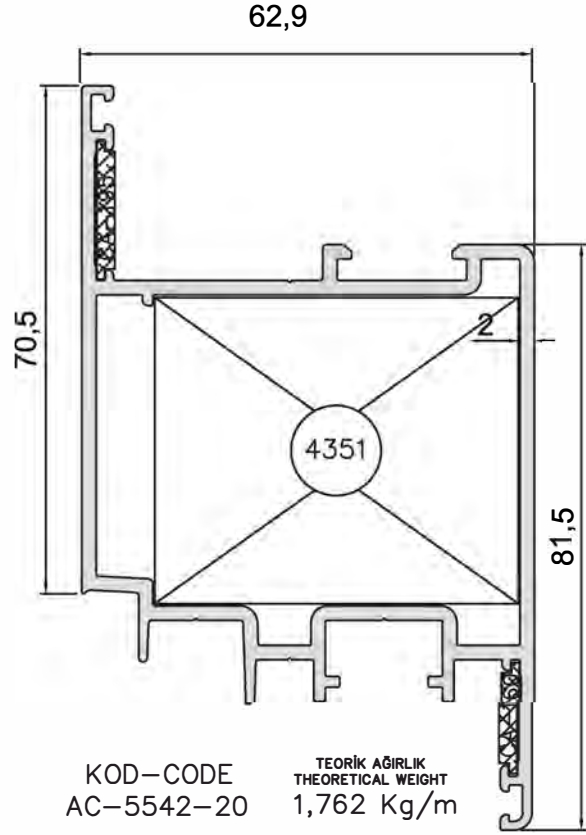
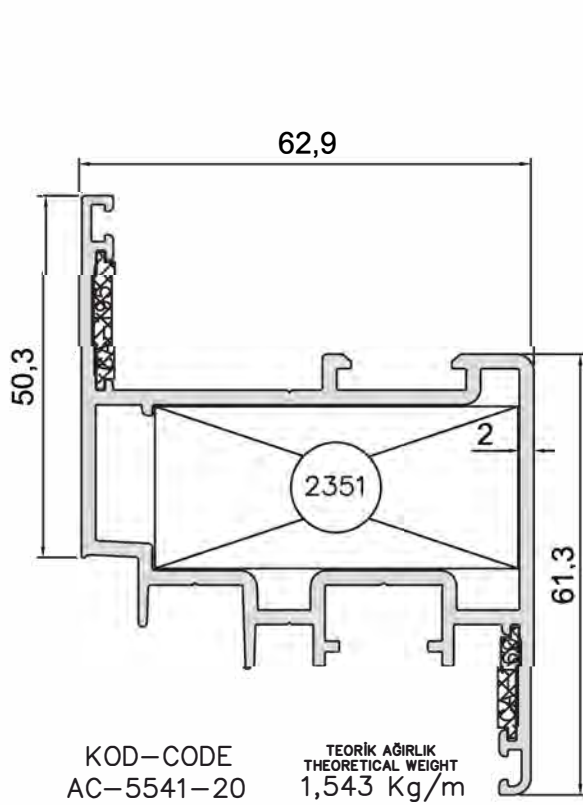
AC-55 Yalıtımsız Seri (AC-55 Non Insulated Serie)



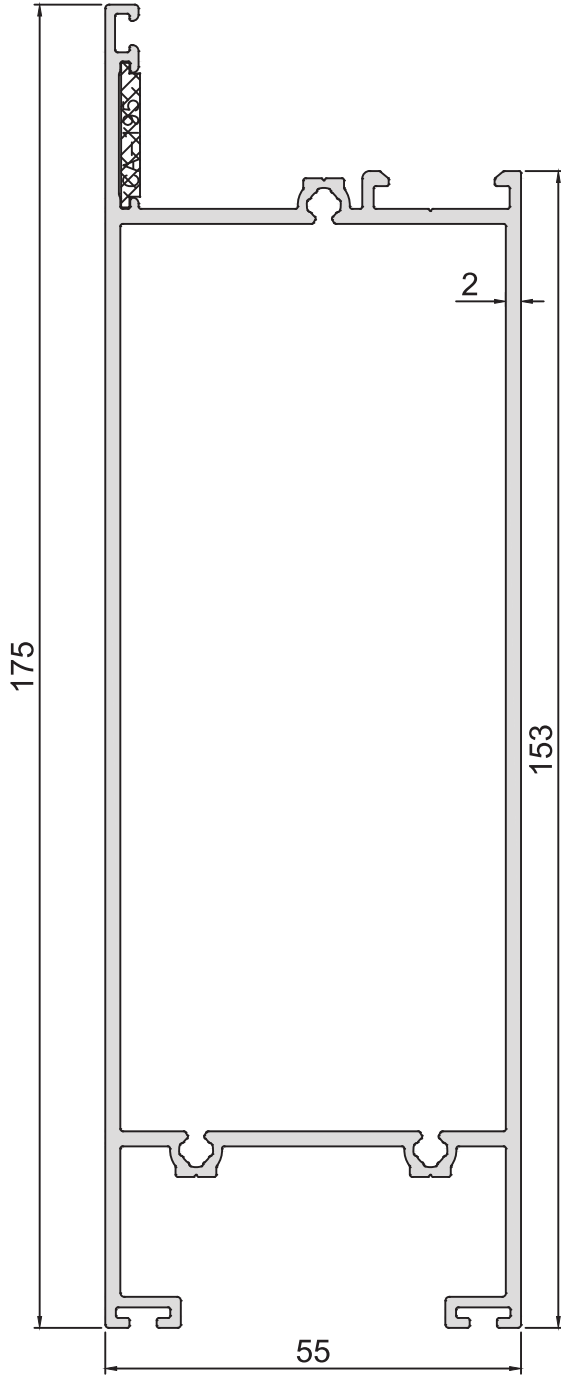
AC-55 Yalıtımsız Seri (AC-55 Non Insulated Serie)



AC-55 Yalıtımsız Seri (AC-55 Non Insulated Serie)

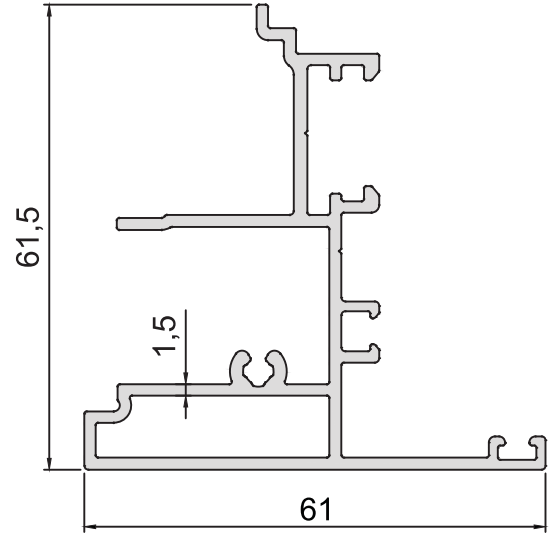


AC-55 Yalıtımsız Seri (AC-55 Non Insulated Serie)



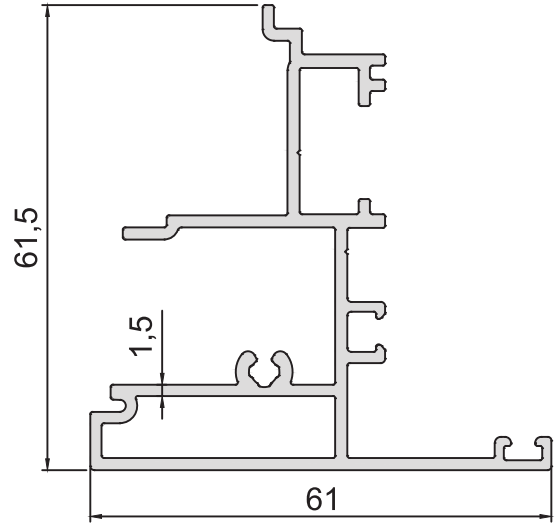
KOD-CODE
AC-5554-20

TEORİK AĞIRLIK
THEORETICAL WEIGHT
2,548 Kg/m



KOD-CODE
AC-5561-15

TEORİK AĞIRLIK
THEORETICAL WEIGHT
1,045 Kg/m

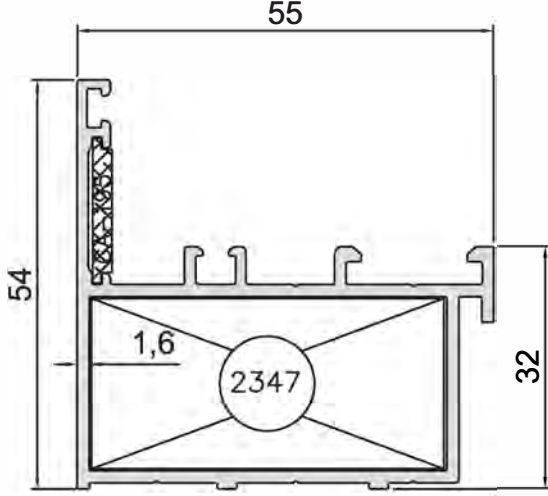


KOD-CODE
AC-5562-15

TEORİK AĞIRLIK
THEORETICAL WEIGHT
1,061 Kg/m

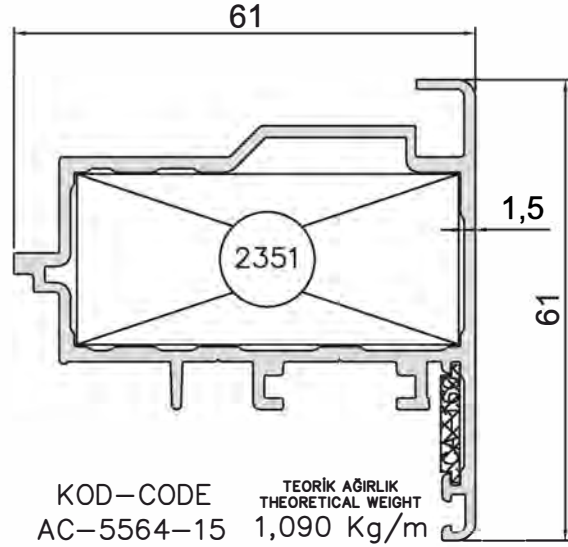
AC-55 Yalıtımsız Seri

(AC-55 Non Insulated Serie)



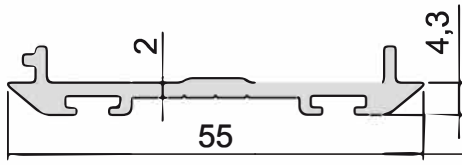
KOD-CODE
AC-5563-16

TEORİK AĞIRLIK
THEORETICAL WEIGHT
0,930 Kg/m



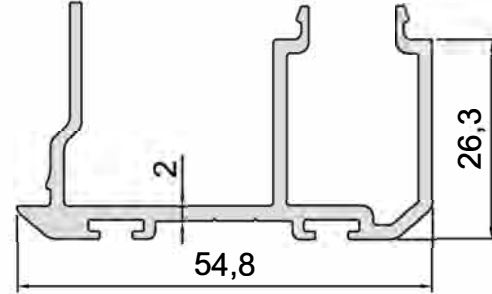
KOD-CODE
AC-5564-15

TEORİK AĞIRLIK
THEORETICAL WEIGHT
1,090 Kg/m



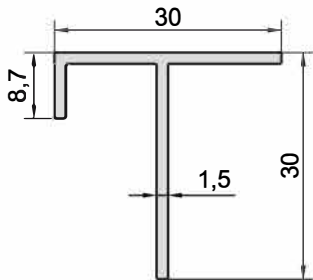
KOD-CODE
AC-5565-20

TEORİK AĞIRLIK
THEORETICAL WEIGHT
0,427 Kg/m



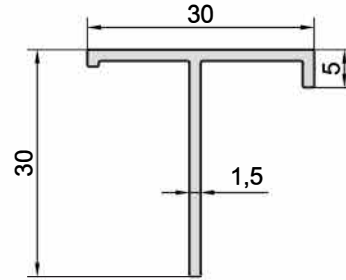
KOD-CODE
AC-5566-20

TEORİK AĞIRLIK
THEORETICAL WEIGHT
0,761 Kg/m



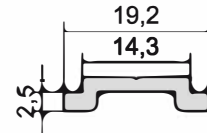
KOD-CODE
1059

TEORİK AĞIRLIK
THEORETICAL WEIGHT
0,265 Kg/m



KOD-CODE
1060

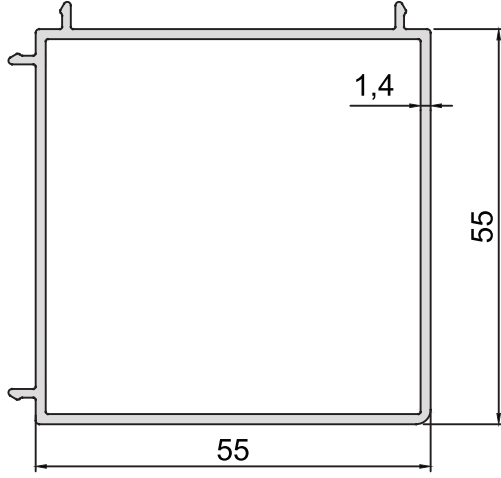
TEORİK AĞIRLIK
THEORETICAL WEIGHT
0,254 Kg/m



KOD-CODE
765

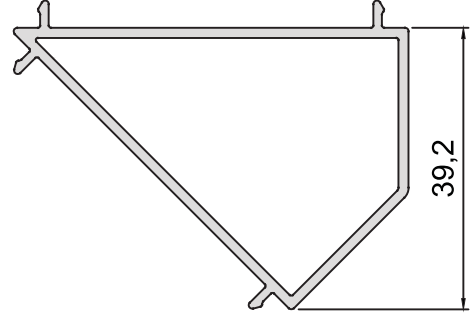
TEORİK AĞIRLIK
THEORETICAL WEIGHT
0,138 Kg/m

AC-55 Yalıtımsız Seri (AC-55 Non Insulated Serie)



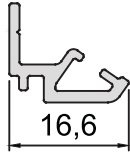
KOD-CODE
AC-5571-14

TEORİK AĞIRLIK
THEORETICAL WEIGHT
0,860 Kg/m



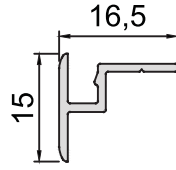
KOD-CODE
AC-5572-14

TEORİK AĞIRLIK
THEORETICAL WEIGHT
0,620 Kg/m



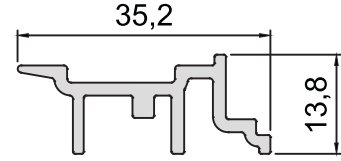
KOD-CODE
AC-5573-15

TEORİK AĞIRLIK
THEORETICAL WEIGHT
0,155 Kg/m



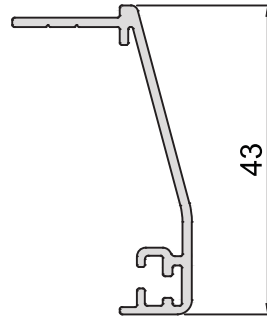
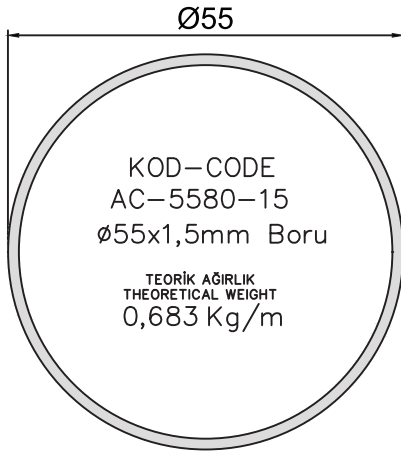
KOD-CODE
AC-5574-15

TEORİK AĞIRLIK
THEORETICAL WEIGHT
0,110 Kg/m



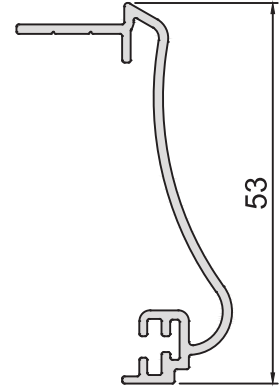
KOD-CODE
AC-5575-15

TEORİK AĞIRLIK
THEORETICAL WEIGHT
0,332 Kg/m



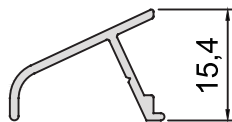
KOD-CODE
AC-5576-15

TEORİK AĞIRLIK
THEORETICAL WEIGHT
0,296 Kg/m



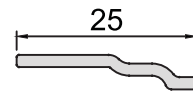
KOD-CODE
AC-5577-15

TEORİK AĞIRLIK
THEORETICAL WEIGHT
0,377 Kg/m



KOD-CODE
AC-5578-15

TEORİK AĞIRLIK
THEORETICAL WEIGHT
0,136 Kg/m

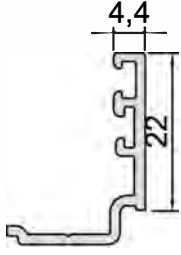


KOD-CODE
AC-5579-15

TEORİK AĞIRLIK
THEORETICAL WEIGHT
0,120 Kg/m

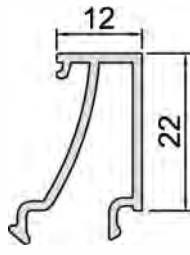
AC-55 Yalıtımsız Seri

(AC-55 Non Insulated Serie)



KOD-CODE
CC-1044-15

TEORİK AĞIRLIK
THEORETICAL WEIGHT
0,212 Kg/m



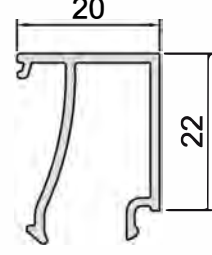
KOD-CODE
CC-1120-13

TEORİK AĞIRLIK
THEORETICAL WEIGHT
0,254 Kg/m



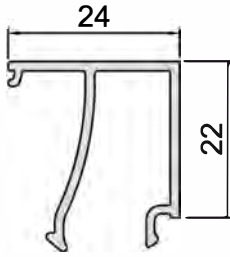
KOD-CODE
CC-1160-13

TEORİK AĞIRLIK
THEORETICAL WEIGHT
0,260 Kg/m



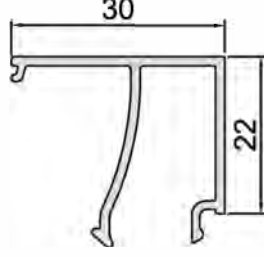
KOD-CODE
CC-1200-13

TEORİK AĞIRLIK
THEORETICAL WEIGHT
0,270 Kg/m



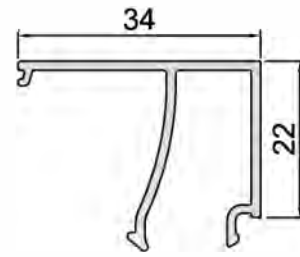
KOD-CODE
CC-1240-13

TEORİK AĞIRLIK
THEORETICAL WEIGHT
0,285 Kg/m



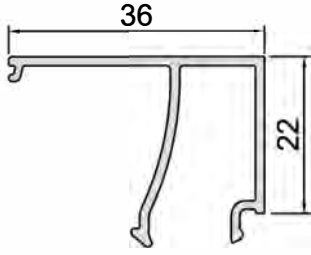
KOD-CODE
CC-1300-13

TEORİK AĞIRLIK
THEORETICAL WEIGHT
0,305 Kg/m



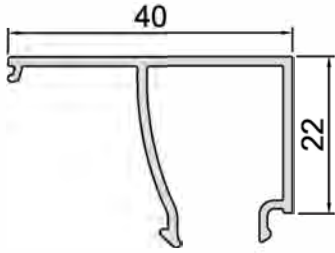
KOD-CODE
CC-1340-13

TEORİK AĞIRLIK
THEORETICAL WEIGHT
0,320 Kg/m



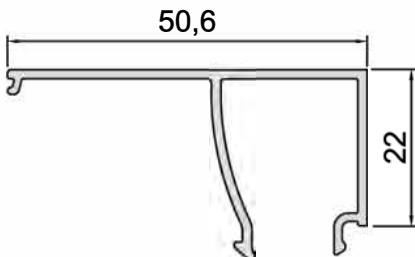
KOD-CODE
CC-1360-13

TEORİK AĞIRLIK
THEORETICAL WEIGHT
0,327 Kg/m



KOD-CODE
CC-1400-13

TEORİK AĞIRLIK
THEORETICAL WEIGHT
0,341 Kg/m

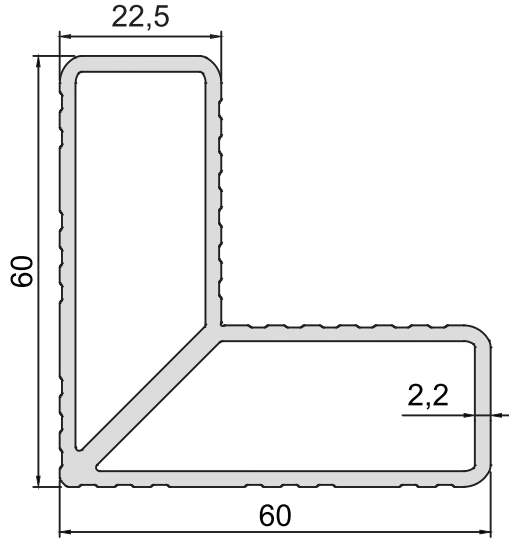


KOD-CODE
CC-1506-13

TEORİK AĞIRLIK
THEORETICAL WEIGHT
0,378 Kg/m

CAM ÖLÇÜSÜ	KOD-CODE	FİTİL KOD	
0 mm	CC-1506-13	DIŞ CAM	İÇ CAM
4 mm	CC-1400-13	AC1-02	AC2-02
5 mm	CC-1400-13	AC1-02	AC2-02
6 mm	CC-1360-13	AC1-02	AC2-03
8 mm	CC-1340-13	AC1-02	AC2-03
10 mm	CC-1340-13	AC1-02	AC2-02
12 mm	CC-1340-13	AC1-02	AC2-01
16 mm	CC-1300-13	AC1-02	AC2-01
20 mm	CC-1240-13	AC1-02	AC2-02
22 mm	CC-1200-13	AC1-04	AC2-02
24 mm	CC-1200-13	AC1-02	AC2-02
26 mm	CC-1160-13	AC1-05	AC2-02
28 mm	CC-1160-13	AC1-02	AC2-02
30 mm	CC-1120-13	AC1-02	AC2-03
32 mm	CC-1120-13	AC1-02	AC2-01
34 mm	CC-1120-13	AC1-02	AC2-01
38 mm	CC-1044-15	AC1-05	AC2-03
40 mm	CC-1044-15	AC1-02	AC2-02

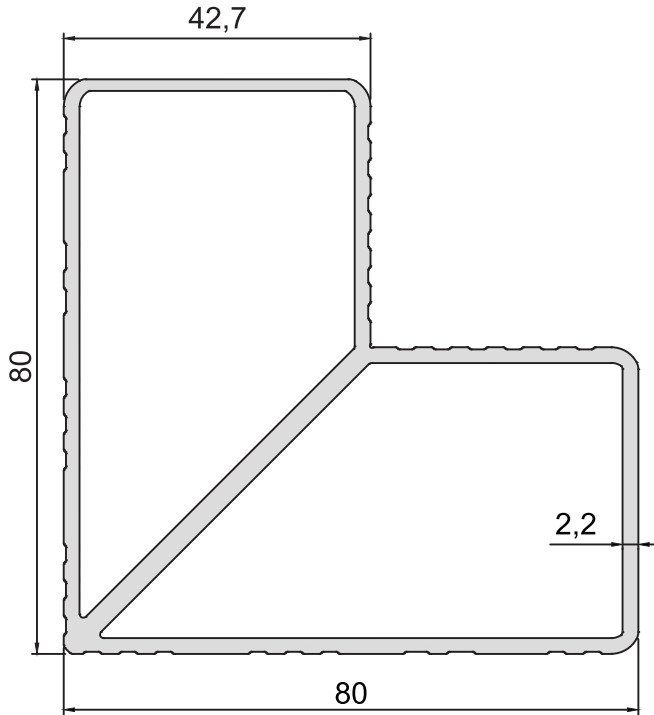
AC-55 Yalıtımsız Seri (AC-55 Non Insulated Serie)



KOD-CODE TEORİK AĞIRLIK
KT-1225-00 THEORETICAL WEIGHT
1,508 Kg/m

KOD-CODE	KESİM ÖLÇÜSÜ	AKSESUAR KOD
AC-5512-20	50,5 mm	K2351
AC-5516-20		
AC-5519-20		
AC-5522-20		
AC-5525-20		
AC-5526-20		
AC-5527-20		
AC-5532-20		
AC-5535-20		
AC-5541-20		
AC-5543-20		
AC-5564-15		
AC-5563-16	46,7 mm	K2347

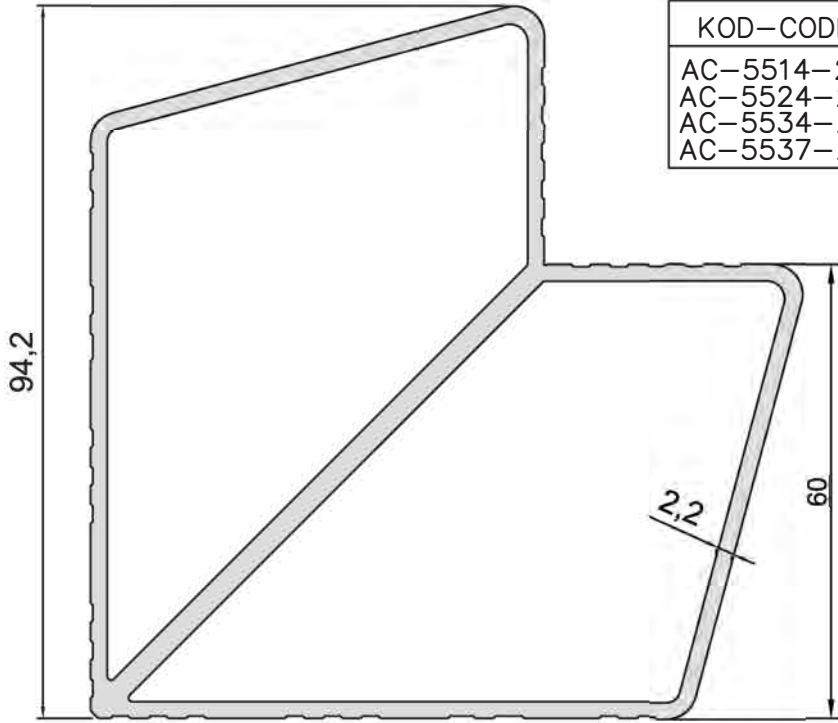
VİDALAMA SİSTEM KÖŞE TAKOZU



KOD-CODE TEORİK AĞIRLIK
KT-1427-00 THEORETICAL WEIGHT
2,146 Kg/m

KOD-CODE	KESİM ÖLÇÜSÜ	AKSESUAR KOD
AC-5513-20	50,5 mm	K4351
AC-5517-20		
AC-5523-20		
AC-5533-20		
AC-5536-20		
AC-5542-20		
AC-5544-20		
AC-5538-20	34,7 mm	K4335
AC-5539-20		

AC-55 Yalıtımsız Seri (AC-55 Non Insulated Serie)

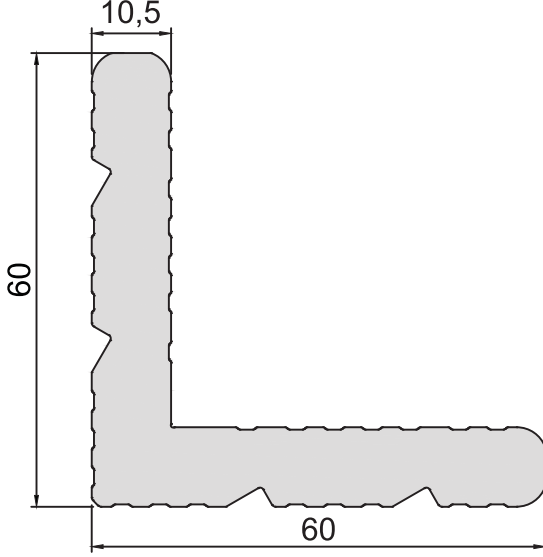


KOD-CODE	KESİM ÖLÇÜSÜ	AKSESUAR KOD
AC-5514-20	50,5 mm	K6051
AC-5524-20		
AC-5534-20		
AC-5537-20		

KOD-CODE
KT-1600-00

TEORİK AĞIRLIK
THEORETICAL WEIGHT
2,604 Kg/m

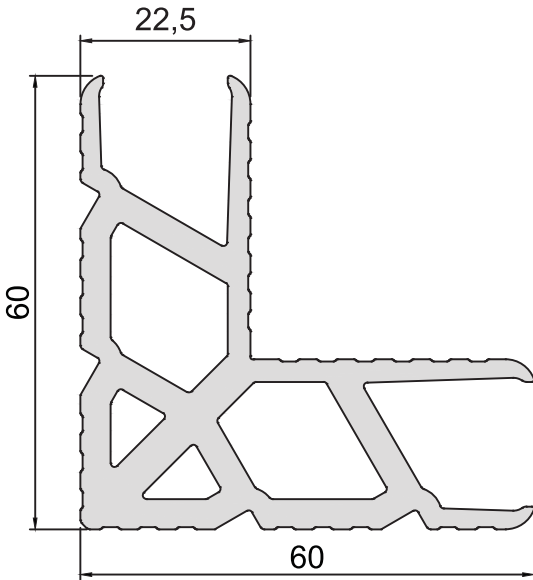
AC-55 Yalıtımsız Seri (AC-55 Non Insulated Serie)



KOD-CODE TEORİK AĞIRLIK
KT-2105-00 THEORETICAL WEIGHT
2,938 Kg/m

KOD-CODE	KESİM ÖLÇÜSÜ	AKSESUAR KOD
AC-5511-20	50,5 mm	T1151
AC-5518-20		
AC-5521-20		
AC-5531-20		

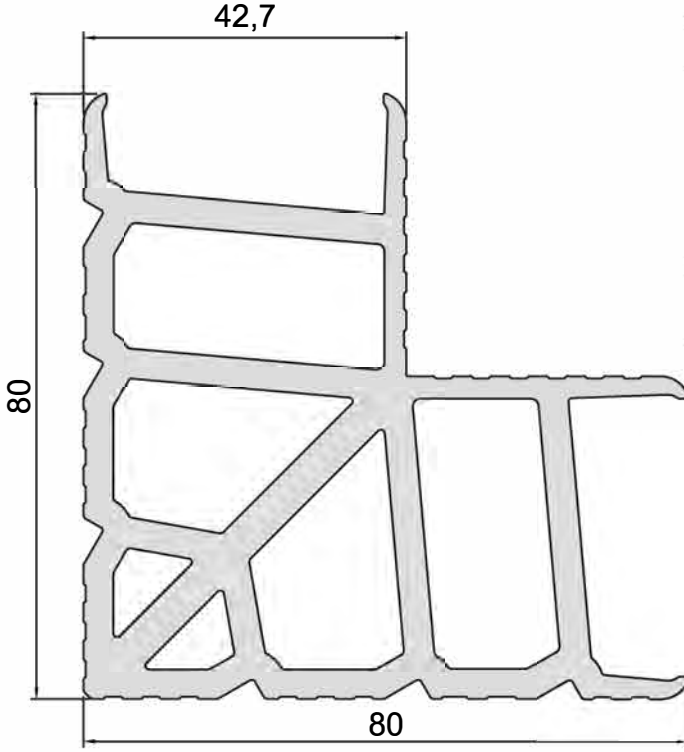
PRES SİSTEM KÖŞE TAKOZU



KOD-CODE TEORİK AĞIRLIK
KT-2225-00 THEORETICAL WEIGHT
2,543 Kg/m

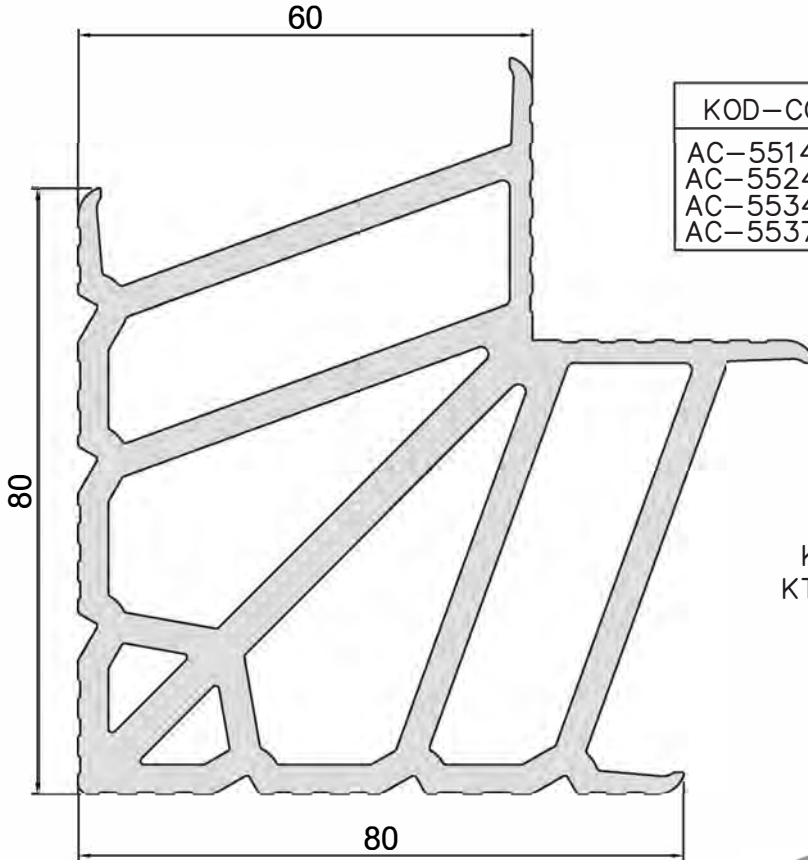
KOD-CODE	KESİM ÖLÇÜSÜ	AKSESUAR KOD
AC-5512-20	50,5 mm	T2351
AC-5516-20		
AC-5519-20		
AC-5522-20		
AC-5525-20		
AC-5526-20		
AC-5527-20		
AC-5532-20		
AC-5535-20		
AC-5541-20		
AC-5543-20		
AC-5564-15		
AC-5563-16	46,7 mm	T2347

AC-55 Yalıtımsız Seri (AC-55 Non Insulated Serie)



KOD-CODE	KESİM ÖLÇÜSÜ	AKSESUAR KOD
AC-5513-20	50,5 mm	T4351
AC-5517-20		
AC-5523-20		
AC-5533-20		
AC-5536-20		
AC-5542-20		
AC-5544-20		
AC-5538-20	34,7 mm	T4335
AC-5539-20		

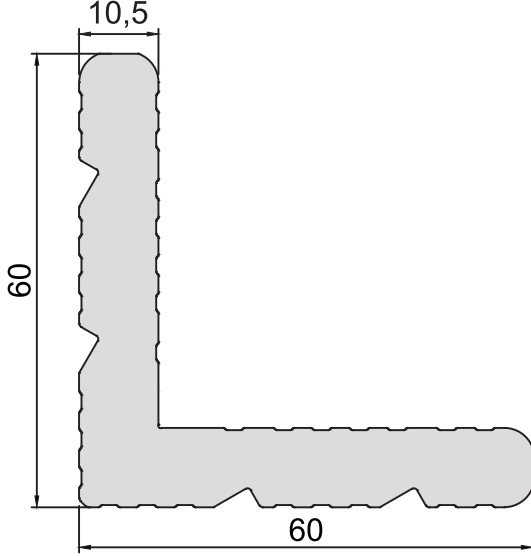
KOD-CODE TEORİK AĞIRLIK
KT-2427-00 THEORETICAL WEIGHT
4,585 Kg/m



KOD-CODE	KESİM ÖLÇÜSÜ	AKSESUAR KOD
AC-5514-20	50,5 mm	T6051
AC-5524-20		
AC-5534-20		
AC-5537-20		

KOD-CODE TEORİK AĞIRLIK
KT-2600-00 THEORETICAL WEIGHT
5,857 Kg/m

AC-55 Yalıtımsız Seri (AC-55 Non Insulated Serie)

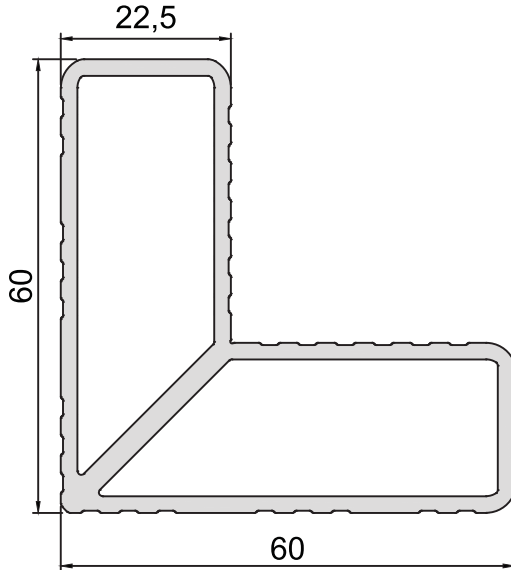


KOD-CODE
KT-2105-00

TEORİK AĞIRLIK
THEORETICAL WEIGHT
2,938 Kg/m

KOD-CODE	KESİM ÖLÇÜSÜ	AKSESUAR KOD
AC-5511-20 AC-5521-20	31 mm + Ragni 4561 W19-H10,5	T1131 + P1120
AC-5531-20	23,5 mm Ragni 4560 W24-H10,5	T1124 + P1124

PİMLİ SİSTEM KÖŞE TAKOZU

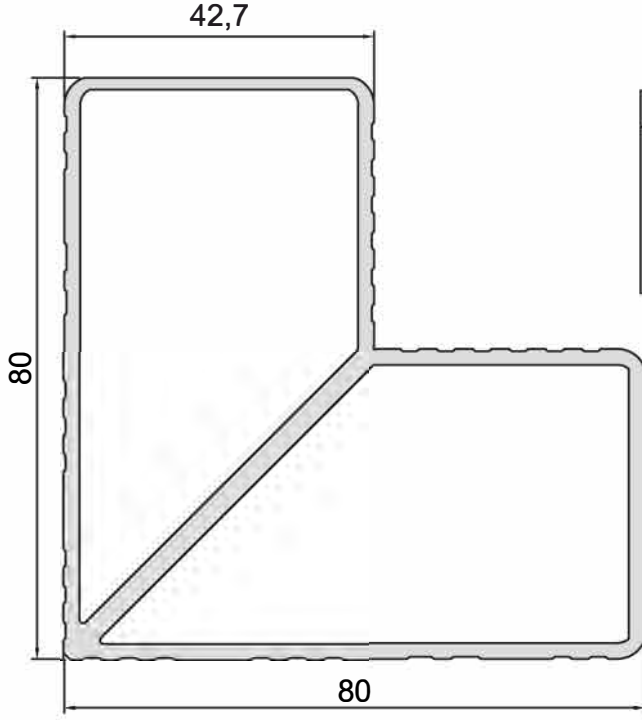


KOD-CODE
KT-1225-00

TEORİK AĞIRLIK
THEORETICAL WEIGHT
1,508 Kg/m

KOD-CODE	KESİM ÖLÇÜSÜ	AKSESUAR KOD
AC-5512-20	31 mm + W19,2-H22,5	K2331 + P2324
AC-5531-20 AC-5532-20	23,5 mm + Ragni 2660 W26-H22,5	K2324 + P2327

AC-55 Yalıtımsız Seri (AC-55 Non Insulated Serie)



KOD-CODE	KESİM ÖLÇÜSÜ	AKSESUAR KOD
AC-5538-20	23,5 mm	K4324
AC-5539-20	+ Monticelli MO45 W26-H42,5	+ P4327

KOD-CODE
KT-1427-00

TEORİK AĞIRLIK
THEORETICAL WEIGHT
2,146 Kg/m



P1120



P1127



P2327

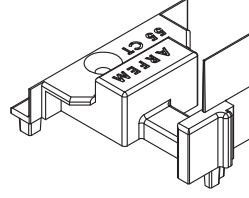


P4327

AC-55 Yalıtımsız Seri (AC-55 Non Insulated Serie)



AC1-02 2 mm Dış Cam Fitili
1 Koli 12 Kg
1 Koli 250 M



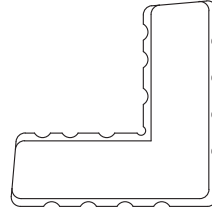
CA-550 Çift Kanat
Adaptör Plastiği
1 Takım



AC1-03 3 mm Dış Cam Fitili
1 Koli 15 Kg
1 Koli 280 M



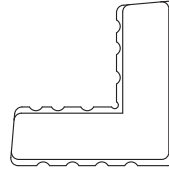
AC1-04 4 mm Dış Cam Fitili
1 Koli 15 Kg
1 Koli 280 M



CA-195 19'luk Plastik Onbaşı
1 Adet



AC1-05 5 mm Dış Cam Fitili
1 Koli 15 Kg
1 Koli 280 M



CA-160 16'lık Plastik Onbaşı
1 Adet



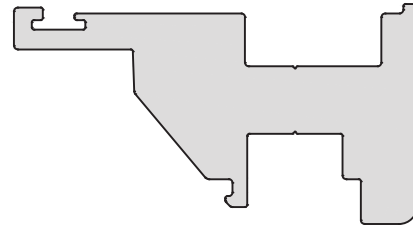
AC2-01 3 mm İç Cam Fitili
1 Koli 12 Kg
1 Koli 330 M



AC2-02 4 mm İç Cam Fitili
1 Koli 10 Kg
1 Koli 210 M



AC2-03 5 mm İç Cam Fitili
1 Koli 15 Kg
1 Koli 215 M



KOD-CODE TEORİK AĞIRLIK
CA-2427-00 THEORETICAL WEIGHT
1,970Kg/M



AC3-01 Kasa Kanat Bini Fitili
1 Koli 10 Kg
1 Koli 295 M



AC4-01 Orta Tozluk Fitili
1 Koli 10 Kg
1 Koli 95 M

AC-55 Yalıtımsız Seri

(AC-55 Non Insulated Serie)

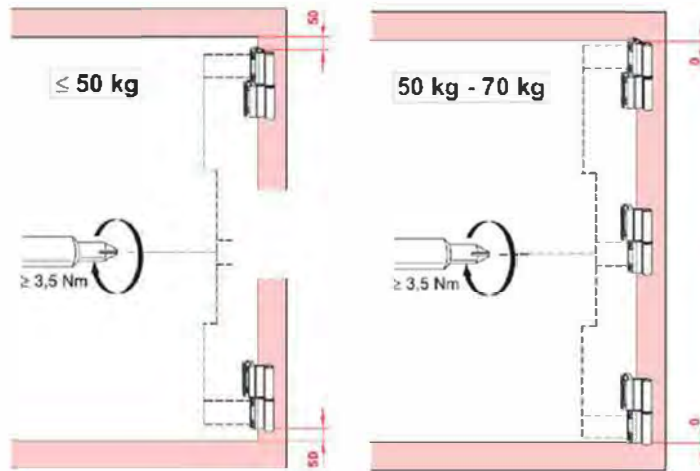
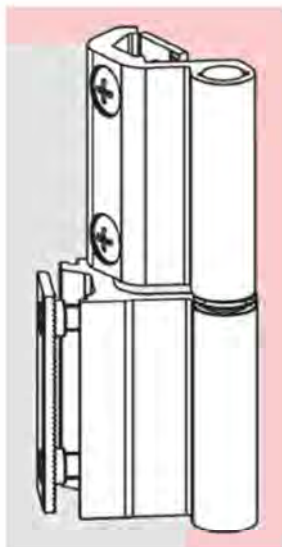


Diagramm 50 kg
Glasgewicht kg/m²
Glass weight kg/m²

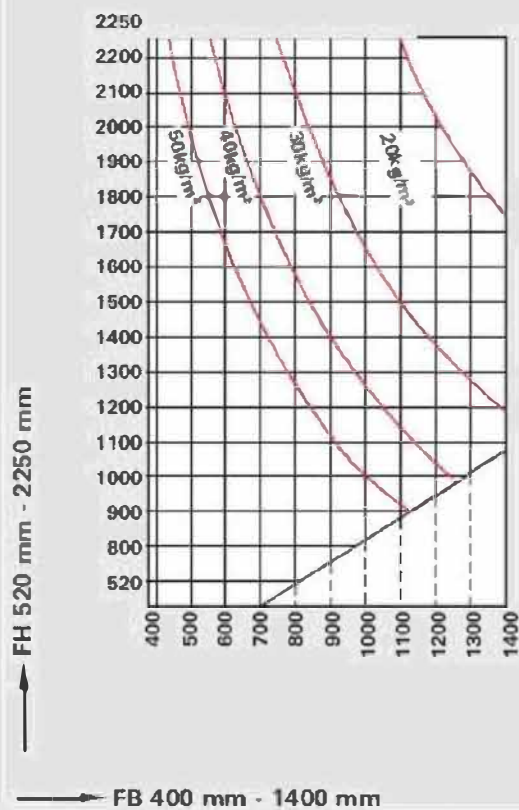
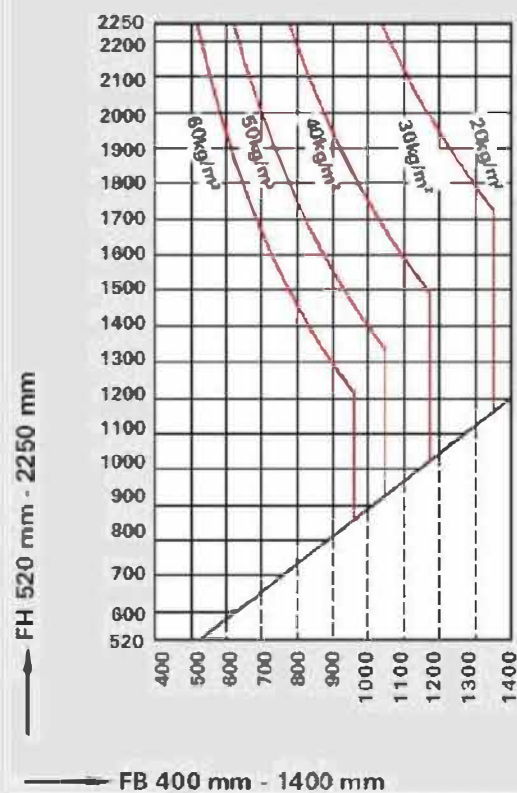


Diagramm 70 kg
Glasgewicht kg/m²
Glass weight kg/m²



AC-55 Yalıtımsız Seri (AC-55 Non Insulated Serie)



AKSESUAR KOD	AÇIKLAMA
9730	Window Hinge Pencere Mentşesi



AKSESUAR KOD	AÇIKLAMA
5603	Door Hinge Kapı Mentşesi



AKSESUAR KOD	AÇIKLAMA
6001	Window Handle Pencere Kolu



AKSESUAR KOD	AÇIKLAMA
DH 605	Door Handle Pencere Kolu



AKSESUAR KOD	AÇIKLAMA
	Kit All



AKSESUAR KOD	AÇIKLAMA
153 35	Mortise Lock Dilli Kilit



AKSESUAR KOD	AÇIKLAMA
155 35	Mortise Lock Makaralı Kilit

AC-55 Yalıtımsız Seri (AC-55 Non Insulated Serie)



AKSESUAR KOD	AÇIKLAMA
90 Barale 35/55	Cylinder Barel



AKSESUAR KOD	AÇIKLAMA
Sistem Sürgü	Sürgü

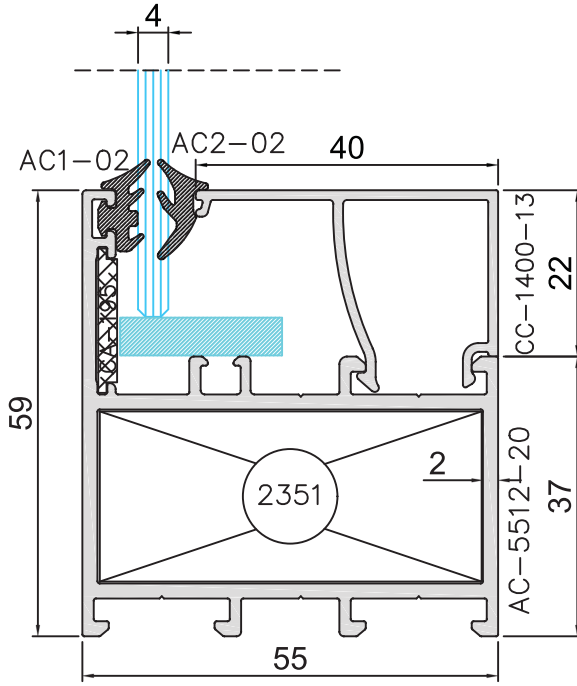


AKSESUAR KOD	AÇIKLAMA
Sistem Çıt Çıt	

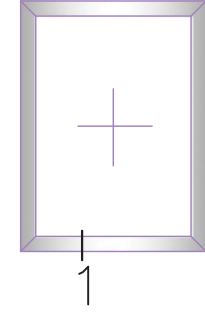


AKSESUAR KOD	AÇIKLAMA
Sistem Vasistas Makası	

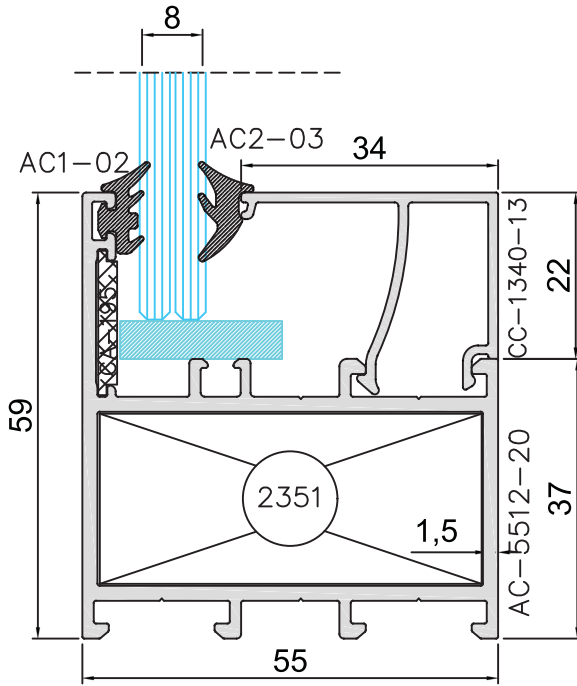
AC-55 Yalıtımsız Seri (AC-55 Non Insulated Serie)



Düz Kasa Detay



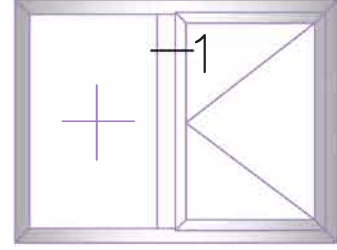
Sabit Cam Kasa



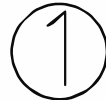
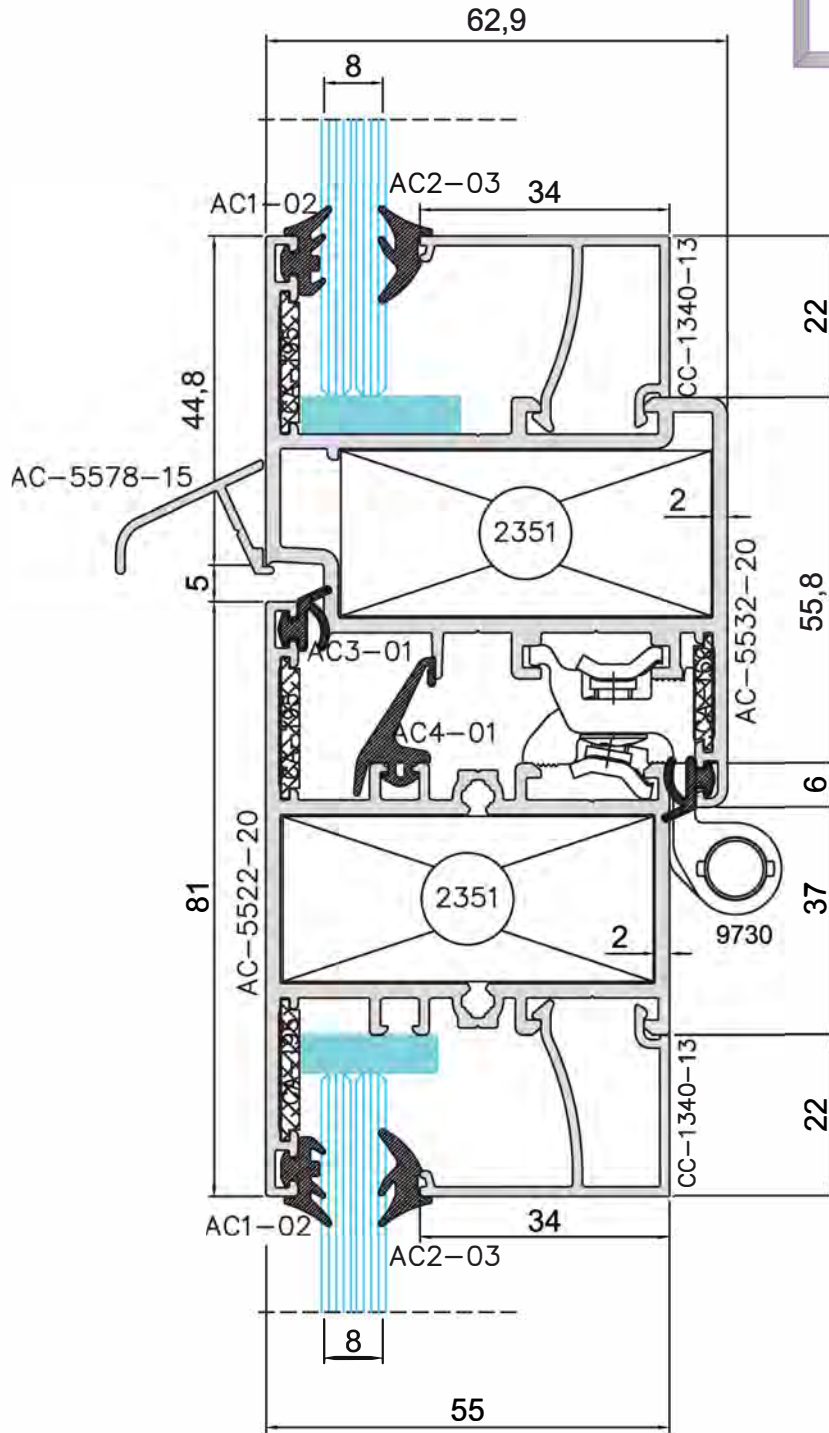
Düz Kasa Detay

AC-55 Yalıtımsız Seri

(AC-55 Non Insulated Serie)

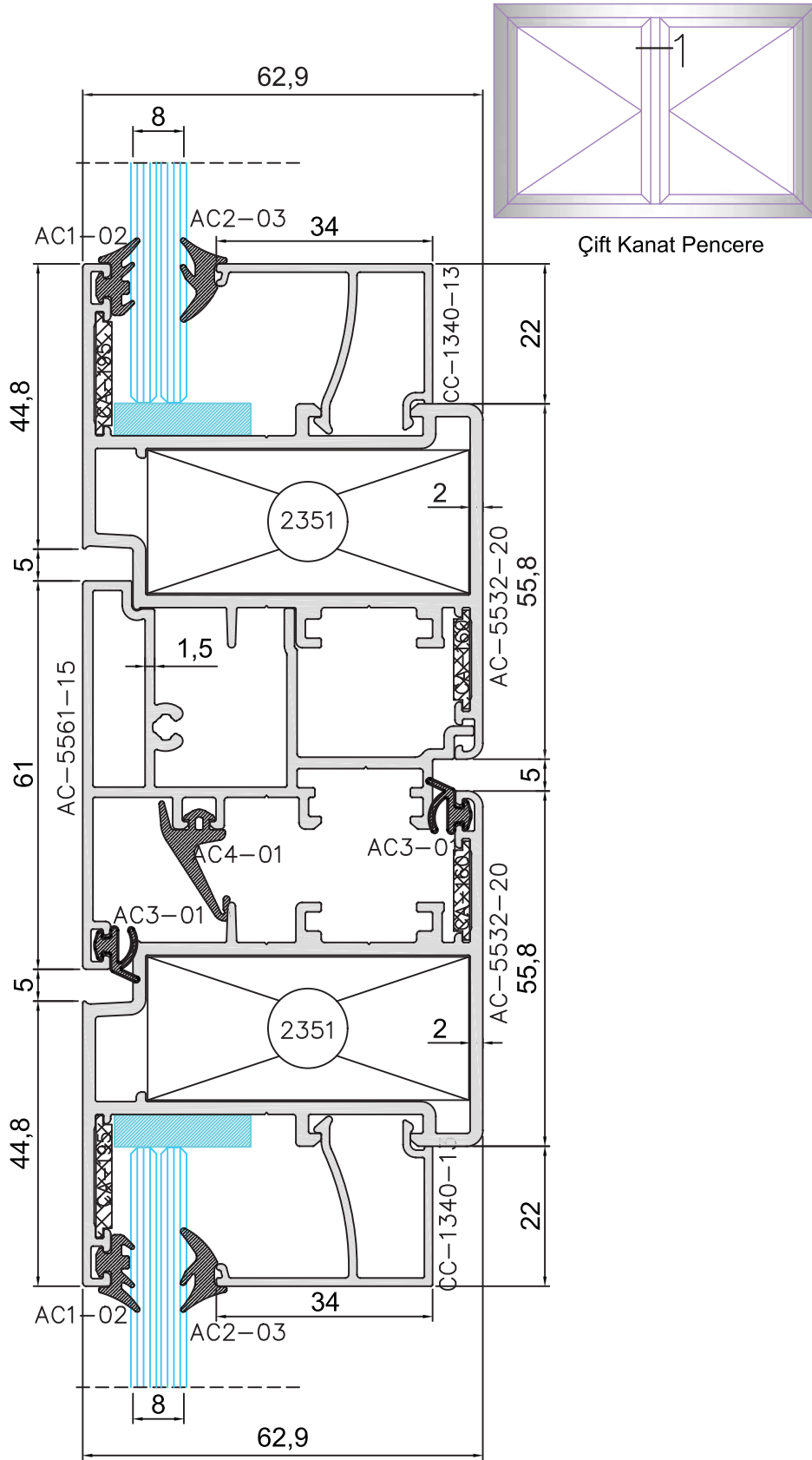


Tek Açılım Ortakayıt



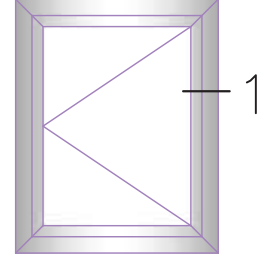
Orta Kayıt Açılır Detay

AC-55 Yalıtımsız Seri (AC-55 Non Insulated Serie)

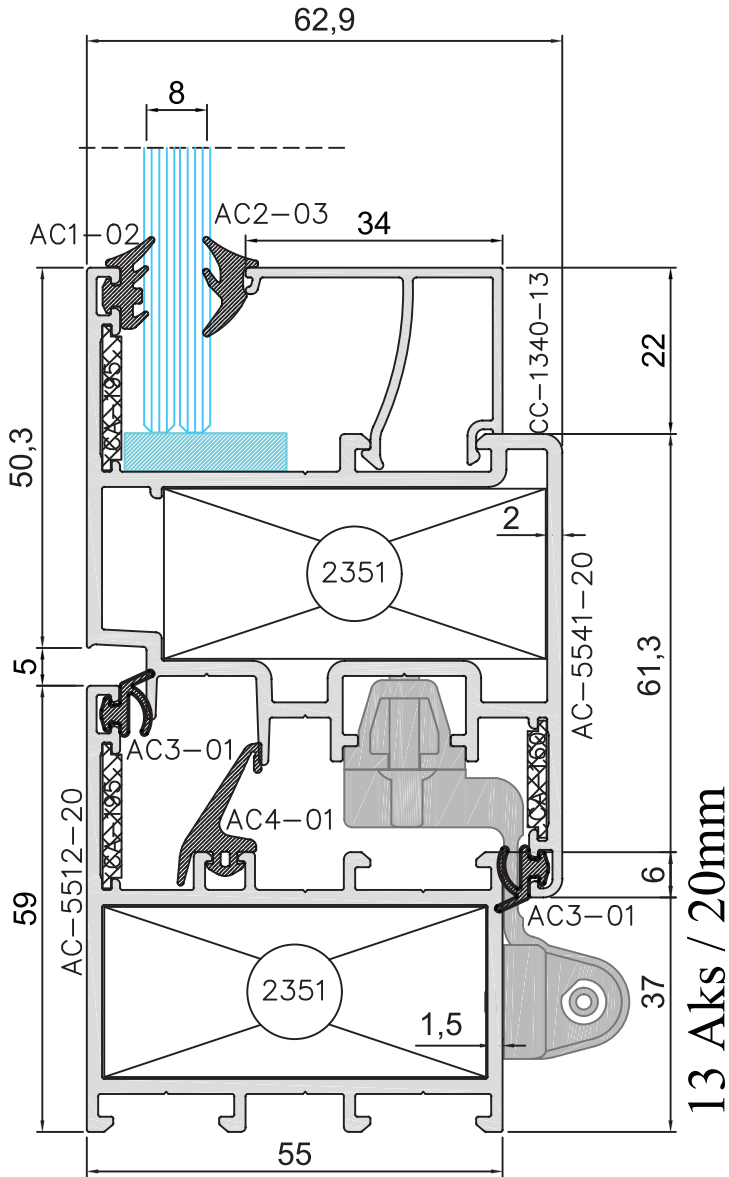


Hareketli Orta Kayıt Açılır Detay

AC-55 Yalıtımsız Seri (AC-55 Non Insulated Serie)



PVC Açılım Kasa

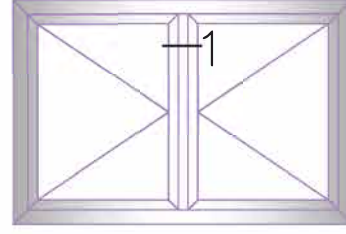
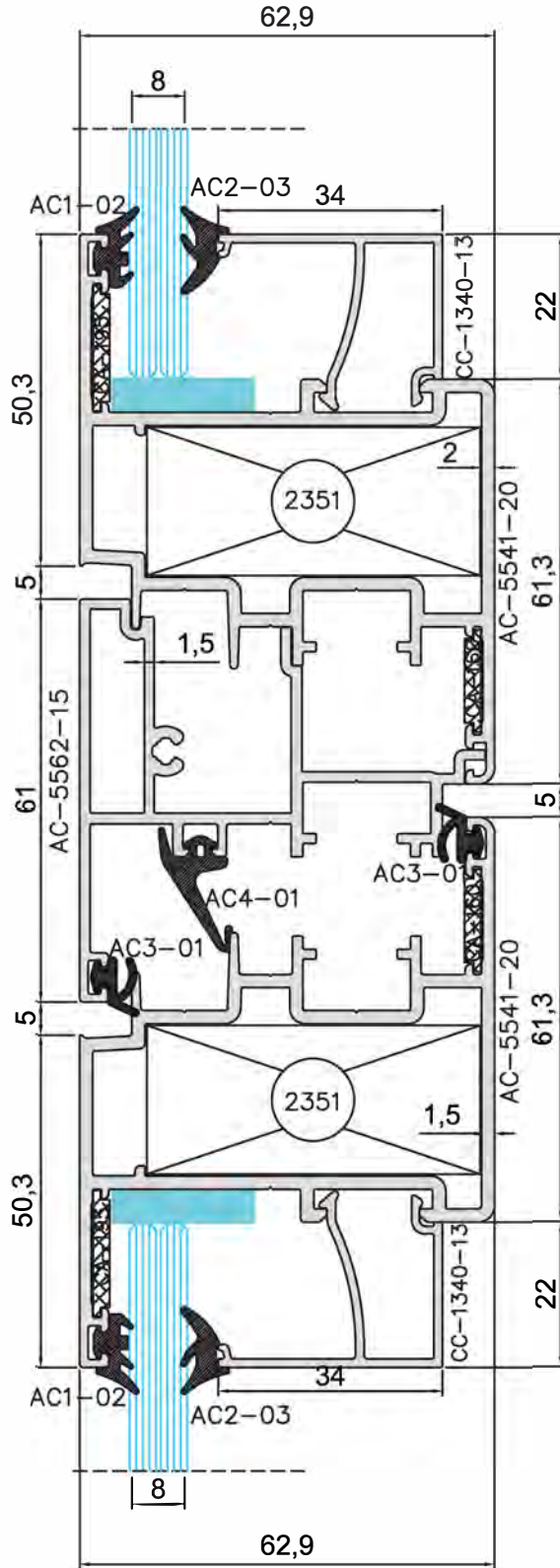


PVC 13Aks Mentеше Detay

13 Aks / 20mm

AC-55 Yalıtımsız Seri

(AC-55 Non Insulated Serie)

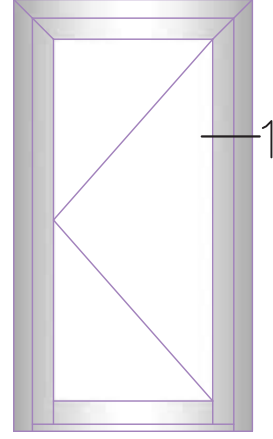
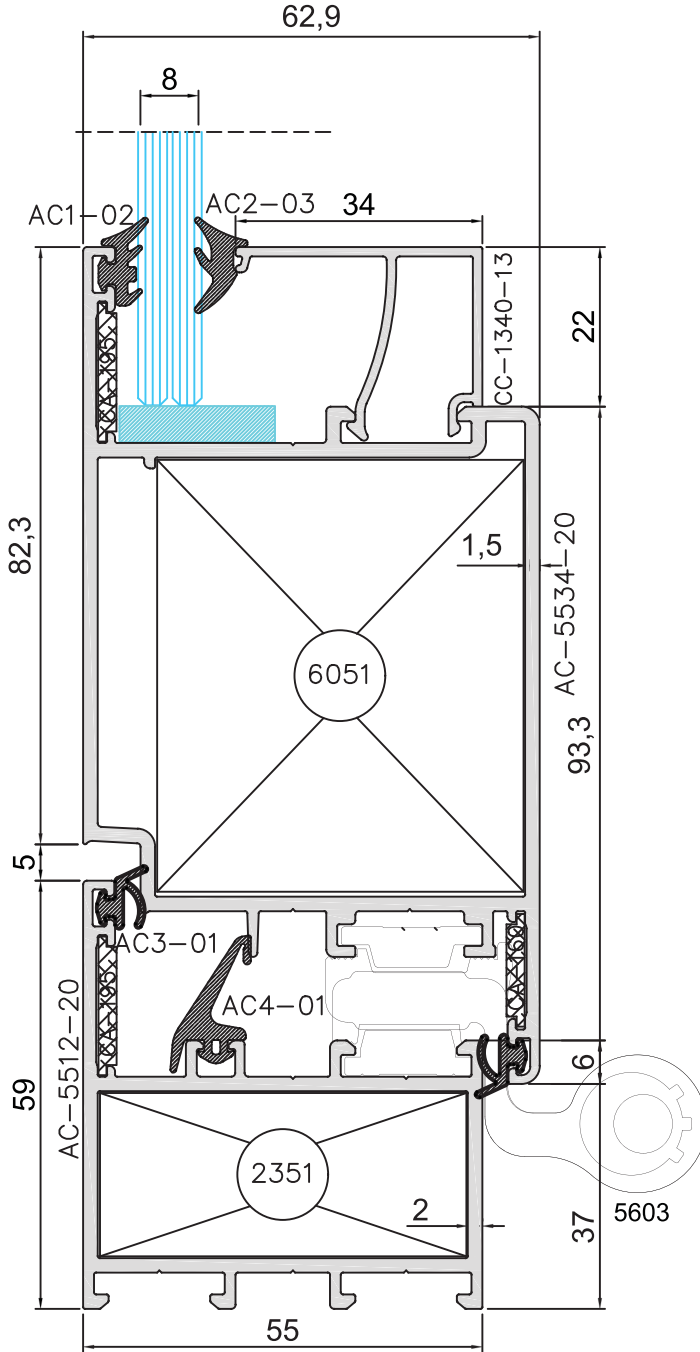


Pvc Çift Kanat Açılım



Hareketli Orta Kayıt PVC Açılır Detay

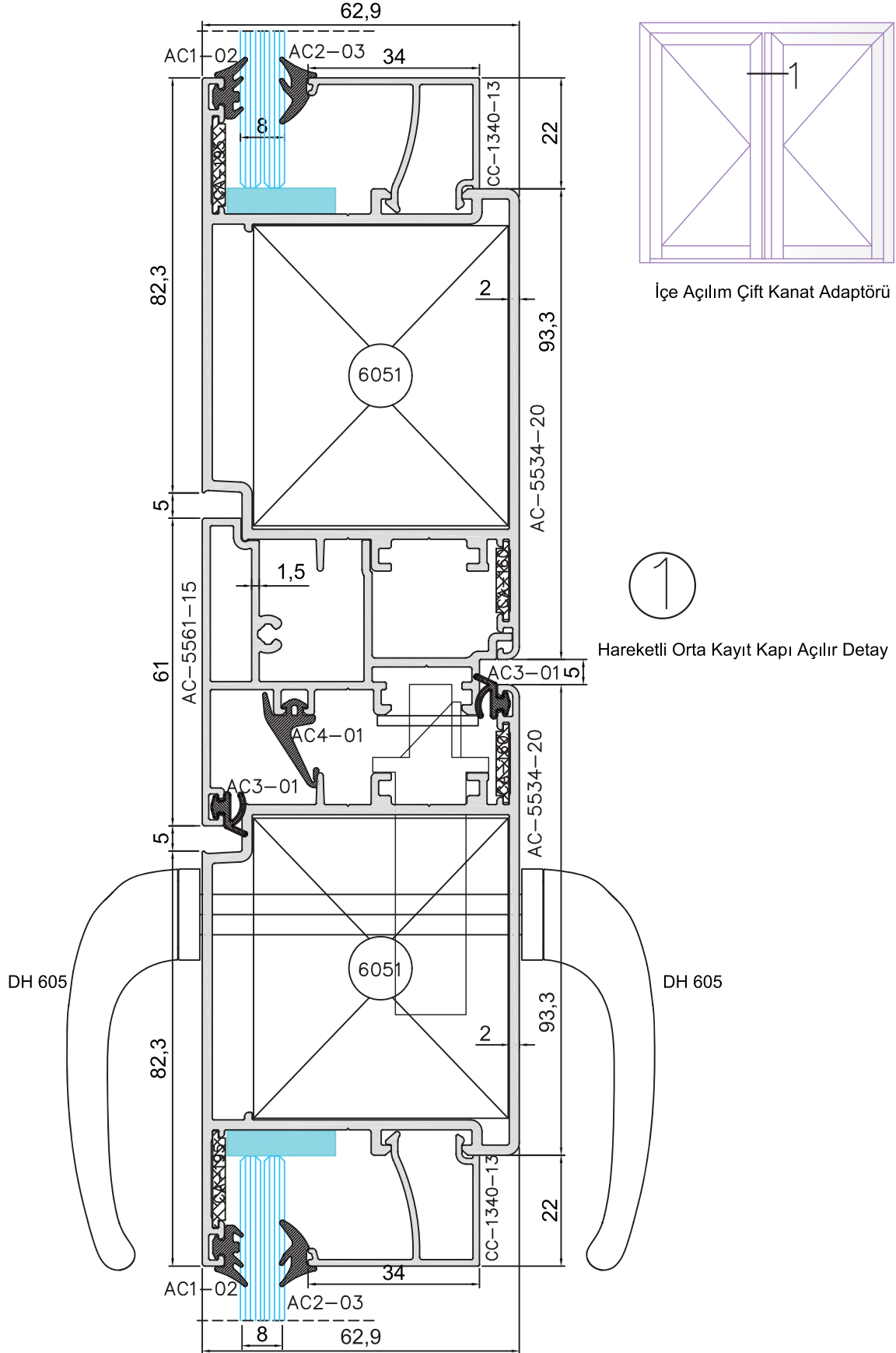
AC-55 Yalıtımsız Seri (AC-55 Non Insulated Serie)



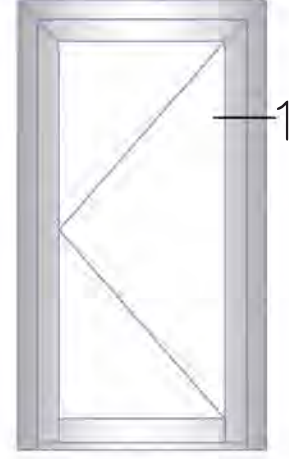
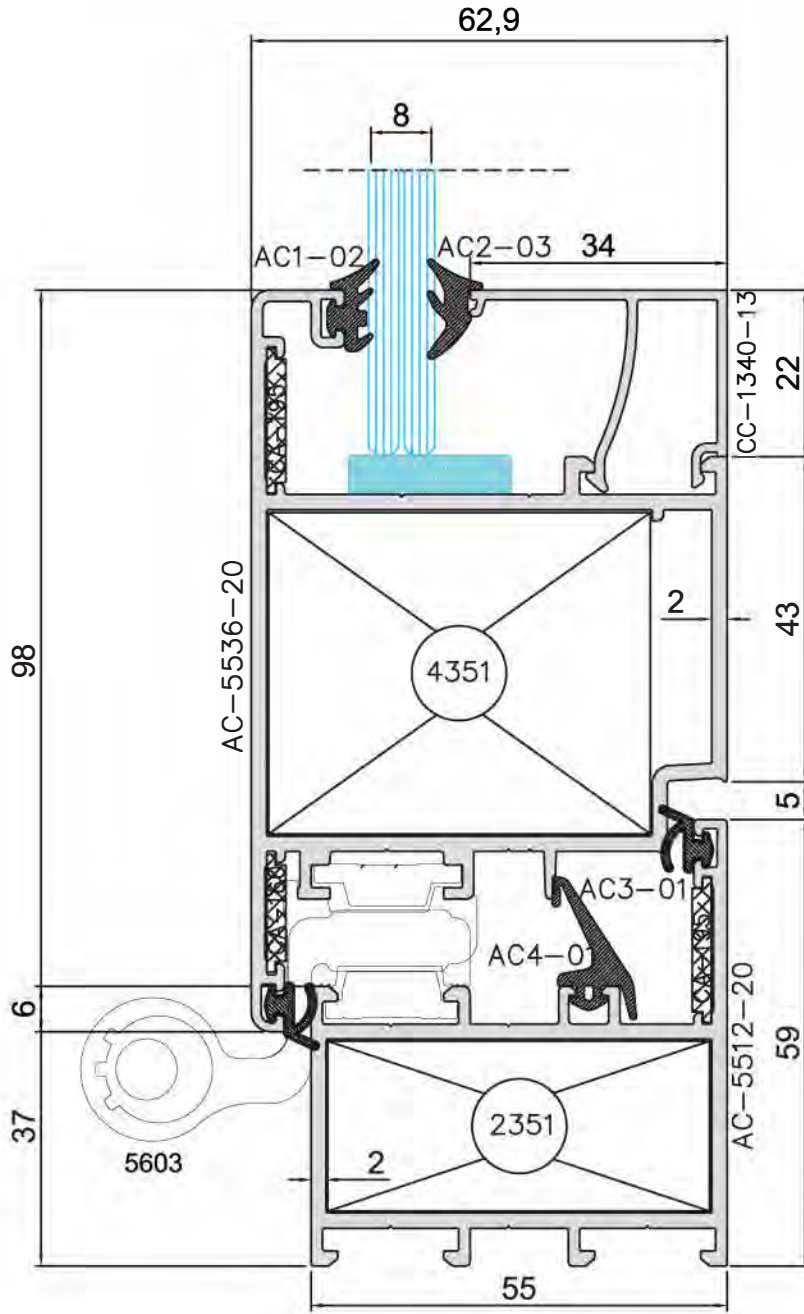
İçe Açılım Kapı

1 Kapı Menteşe Detay

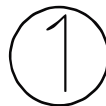
AC-55 Yalıtımsız Seri (AC-55 Non Insulated Serie)



AC-55 Yalıtımsız Seri (AC-55 Non Insulated Serie)

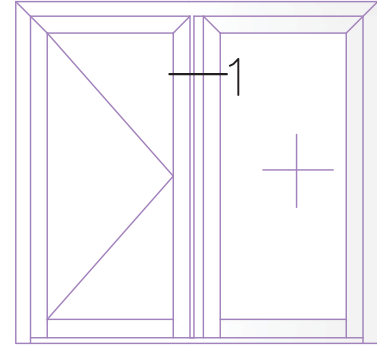
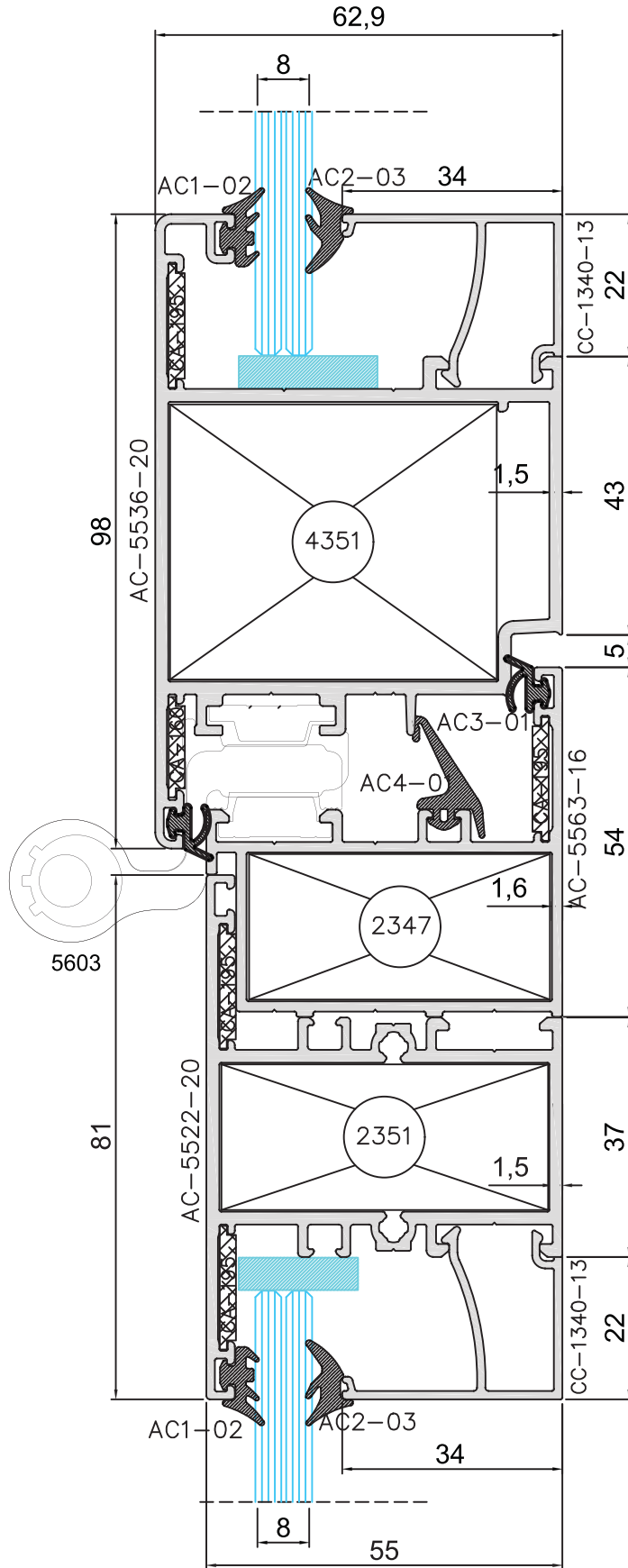


Dışa Açılım Kapı



Dışa Açılır Kapı Ters Kasa Detay

AC-55 Yalıtımsız Seri (AC-55 Non Insulated Serie)

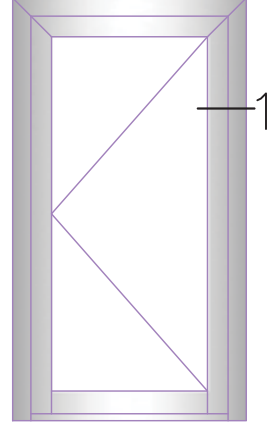


Dışa Açılım Kapı Sabiti

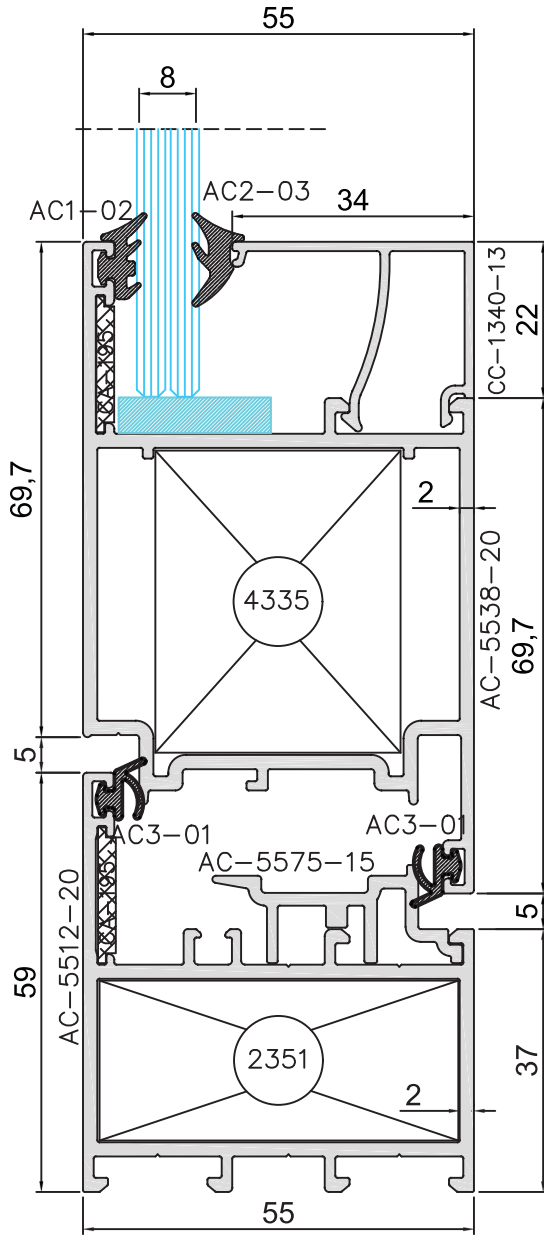


Dışa Açılır Kapı Sabit Detay

AC-55 Yalıtımsız Seri (AC-55 Non Insulated Serie)

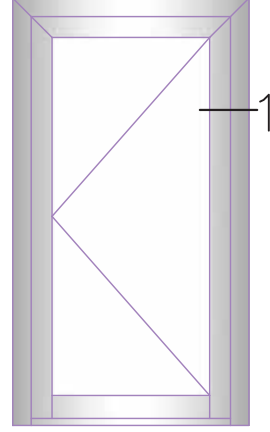


Hemyüz İe Açılır Kapı

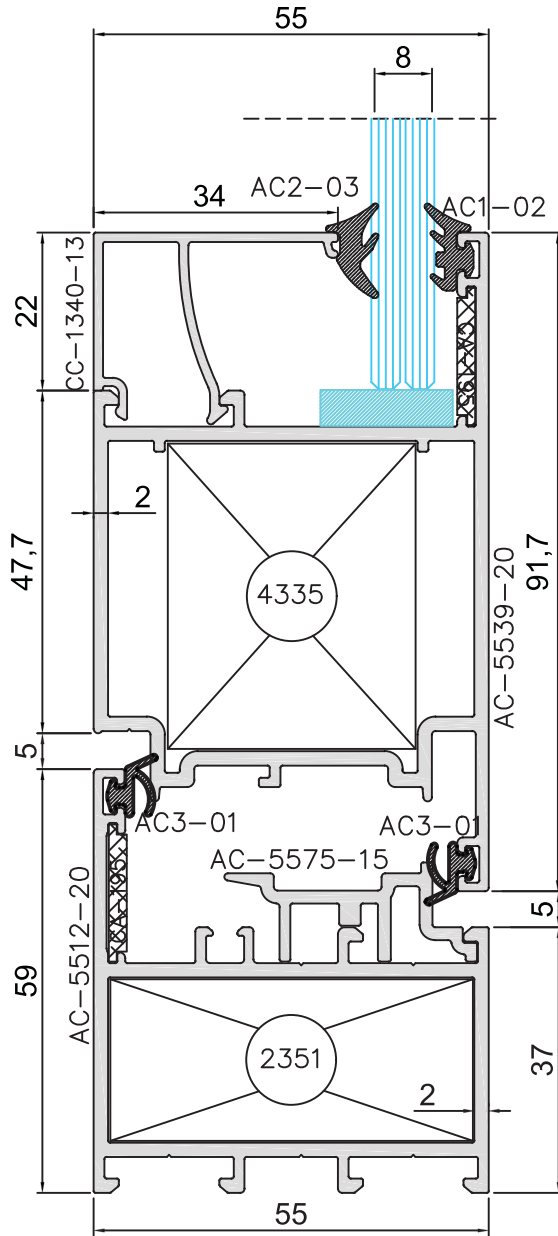


Hemyüz Kapı Kasa Detay

AC-55 Yalıtımsız Seri (AC-55 Non Insulated Serie)



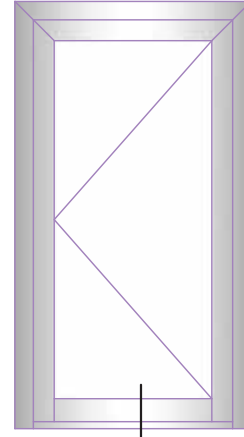
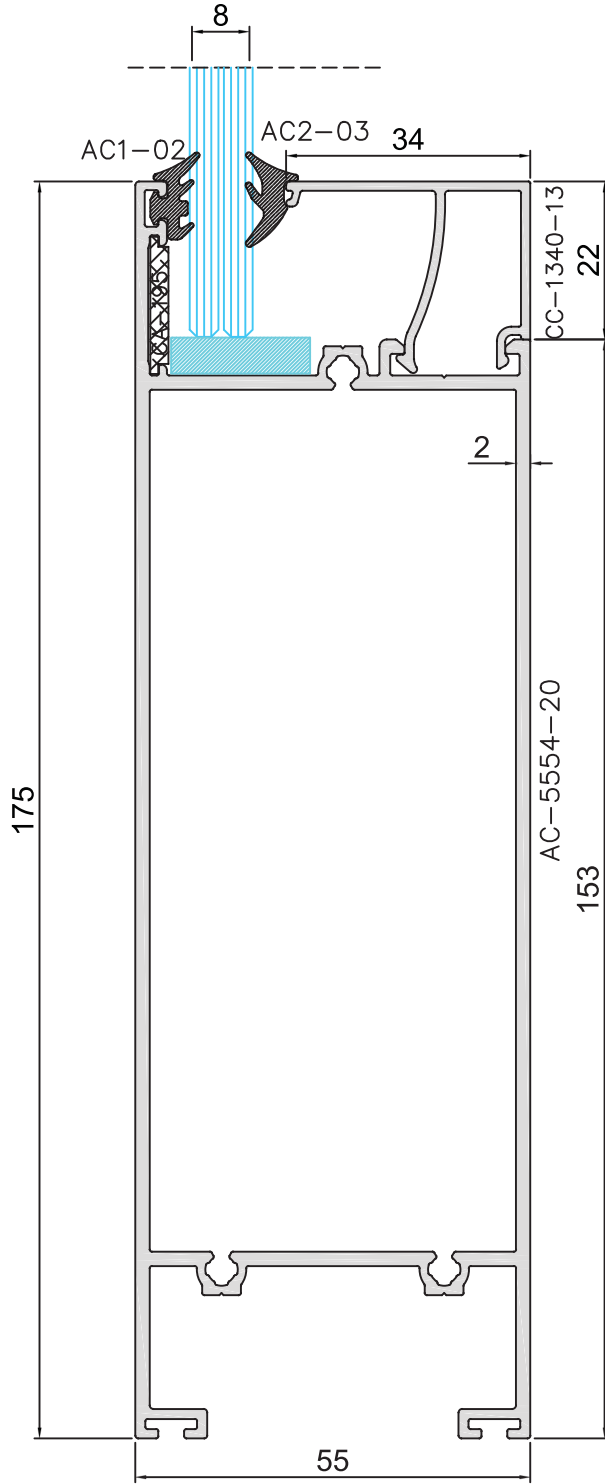
Hemyüz Dışa Açılır Kapı Kasa



Hemyüz Dışa Açılır Kapı Kasa Detay

AC-55 Yalıtımsız Seri

(AC-55 Non Insulated Serie)

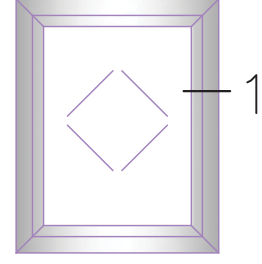


Etek Detayı

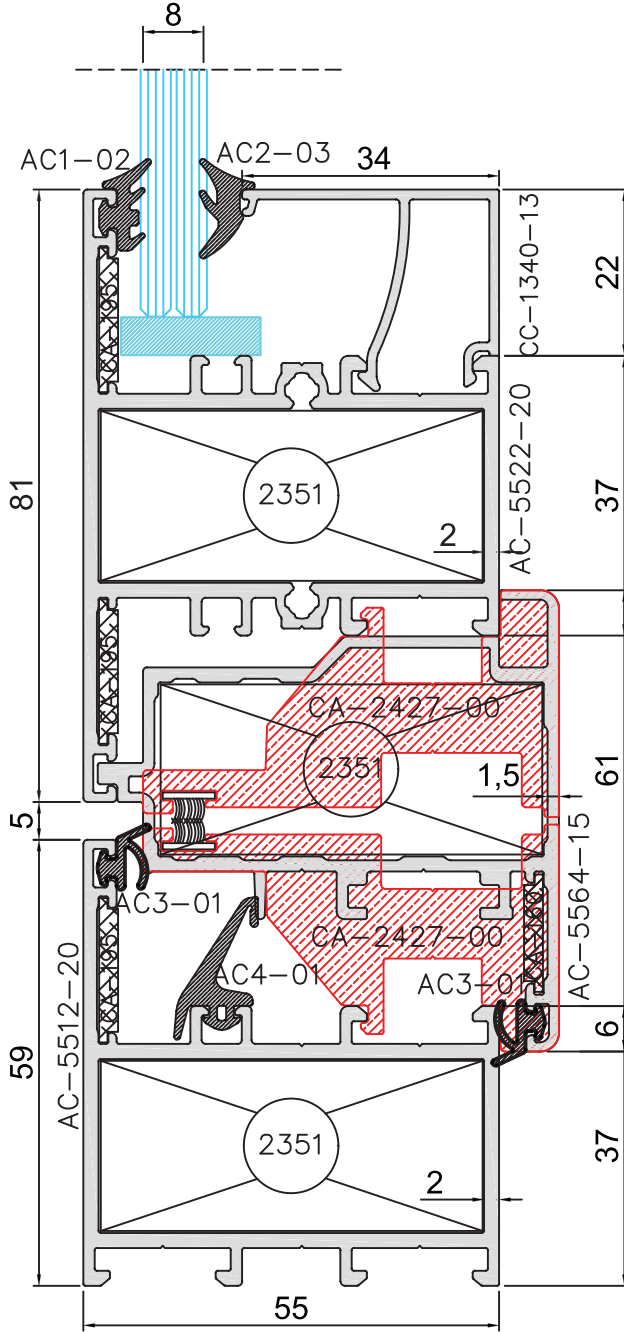


Etek Detayı

AC-55 Yalıtımsız Seri (AC-55 Non Insulated Serie)

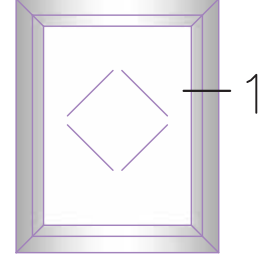
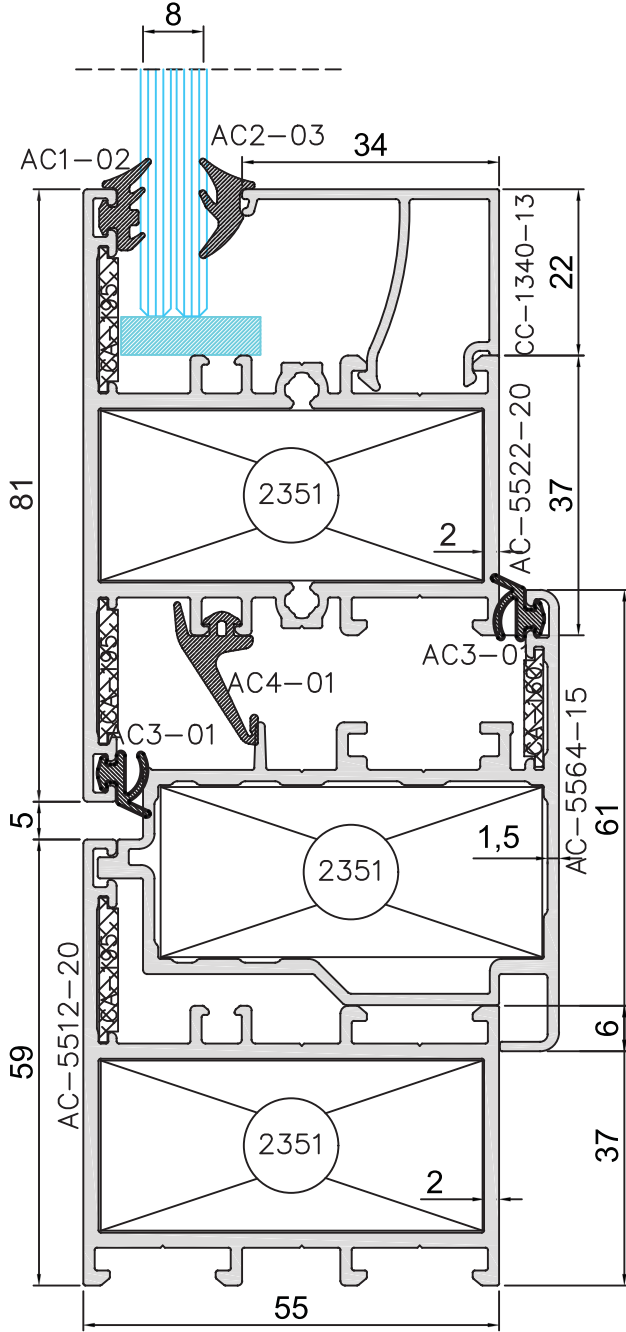


Pivot Kasa



Pivot Menteşe Detay

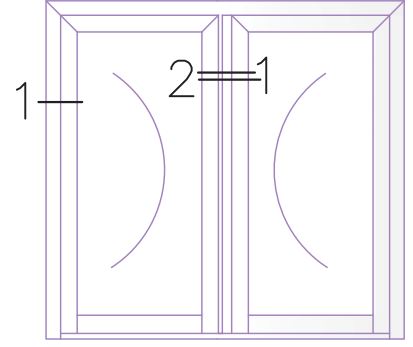
AC-55 Yalıtımsız Seri (AC-55 Non Insulated Serie)



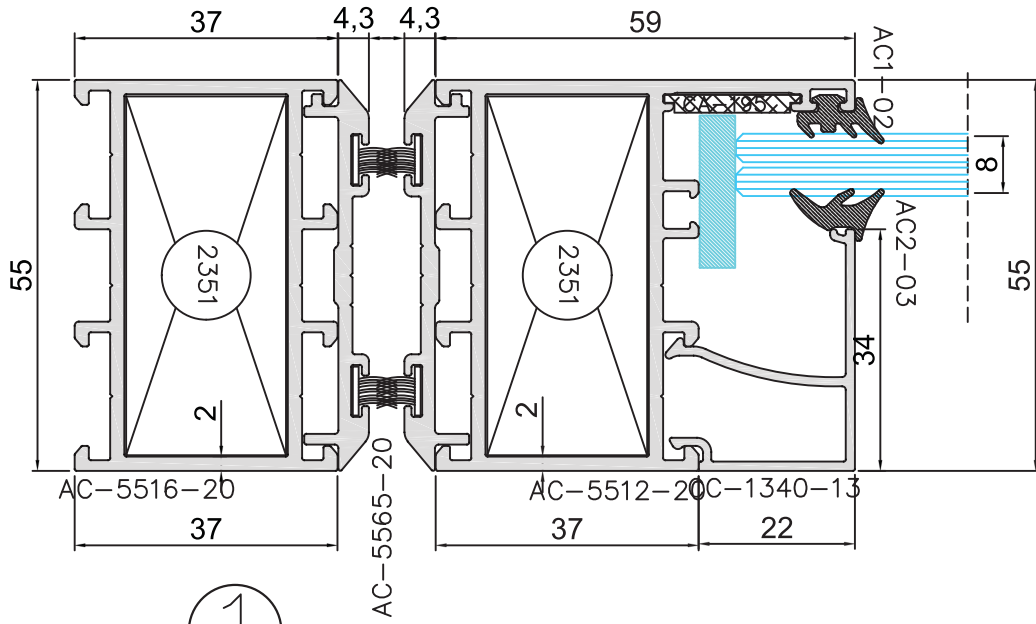
Pivot Kasa

1 Pivot Menteşe Detay

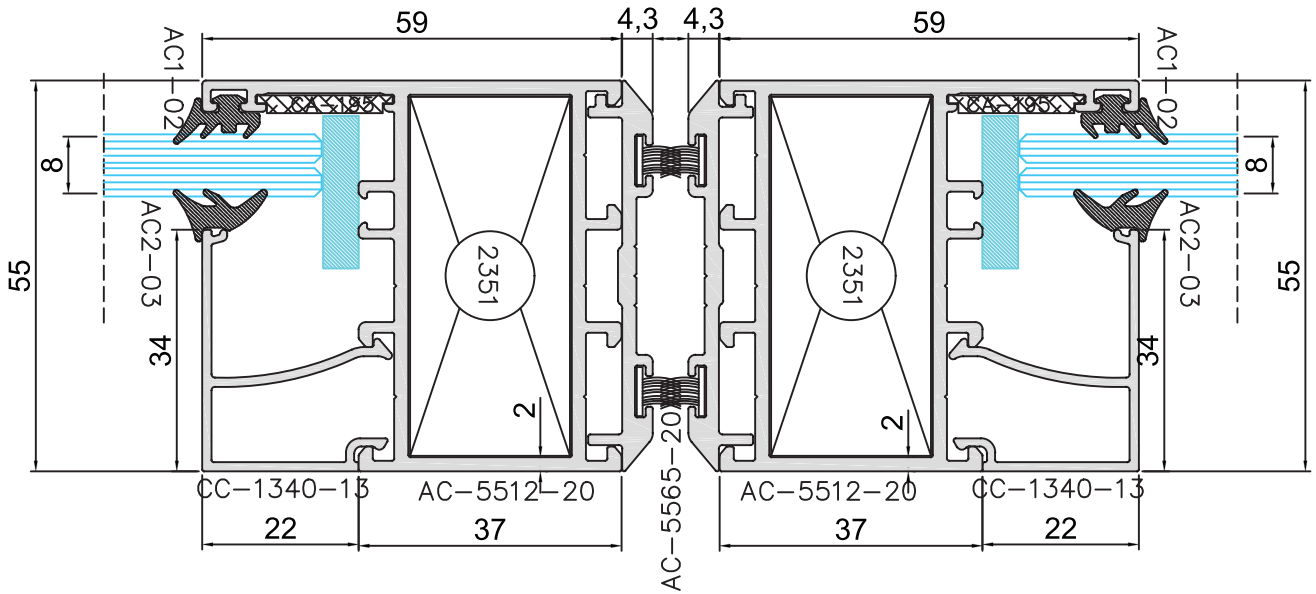
AC-55 Yalıtımsız Seri (AC-55 Non Insulated Serie)



Dar Çarpma Kapı

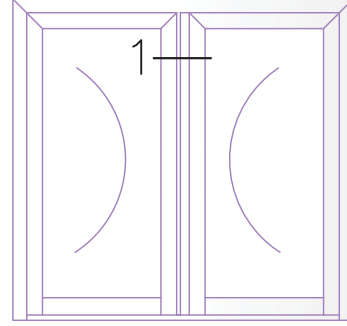


1 Dar Çarpma Kapı Kasa Detay

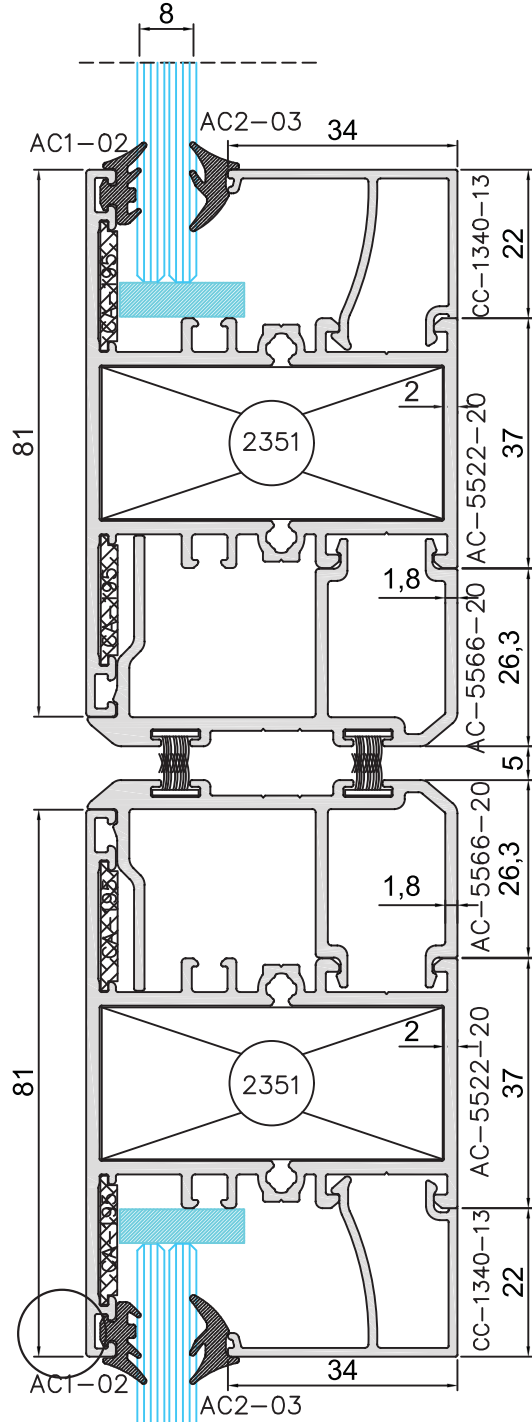


2 Dar Çarpma Kapı Kilit Detay

AC-55 Yalıtımsız Seri (AC-55 Non Insulated Serie)



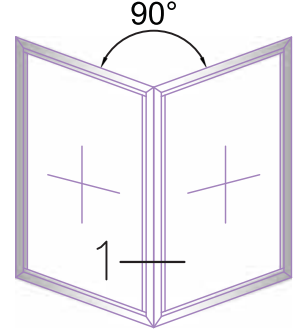
Geniş Çarpma Kapı



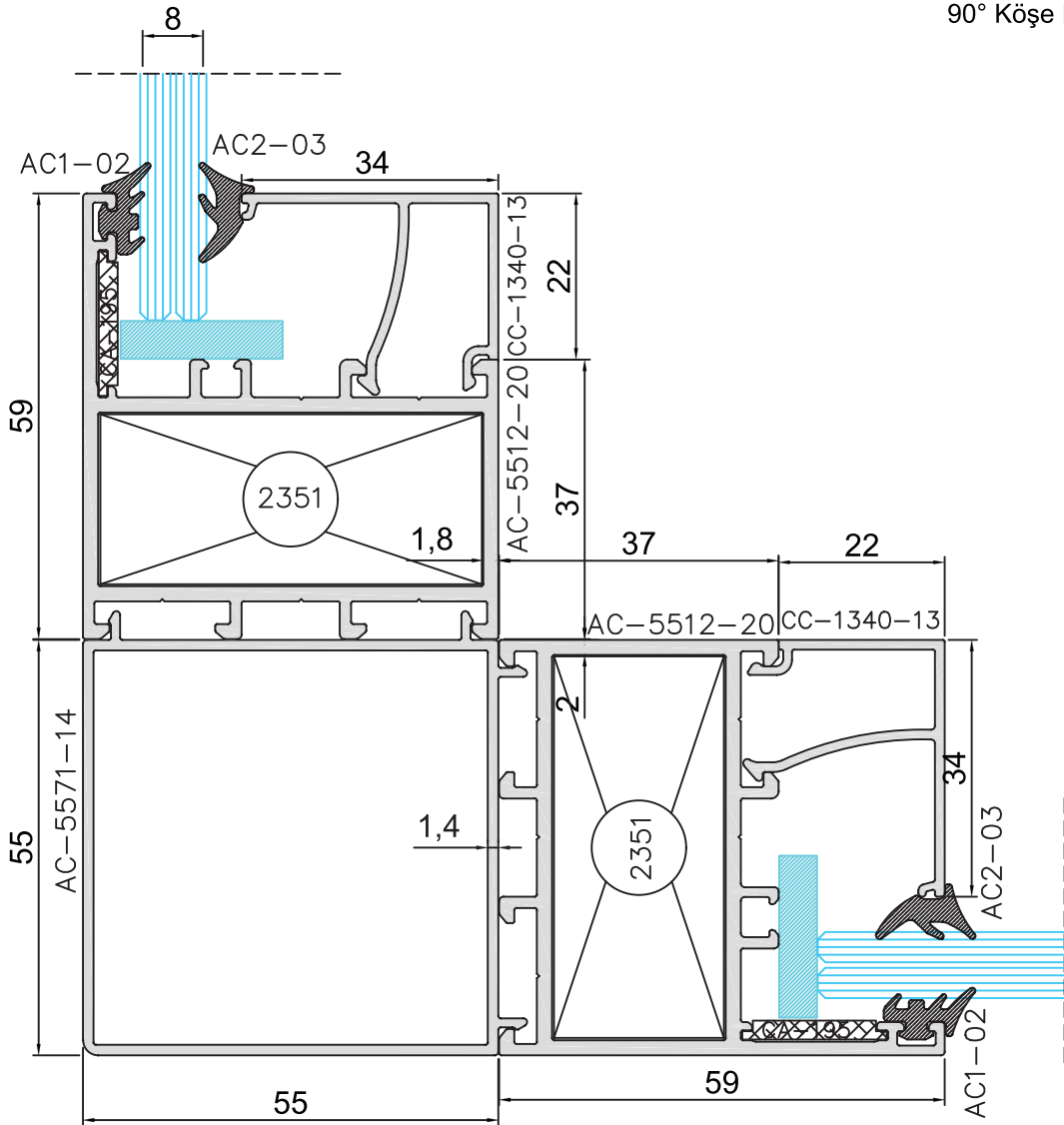
Geniş Çarpma Kapı Kilit Detay

AC-55 Yalıtımsız Seri

(AC-55 Non Insulated Serie)

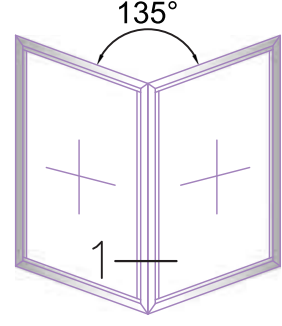


90° Köşe Dönüş

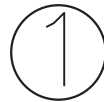
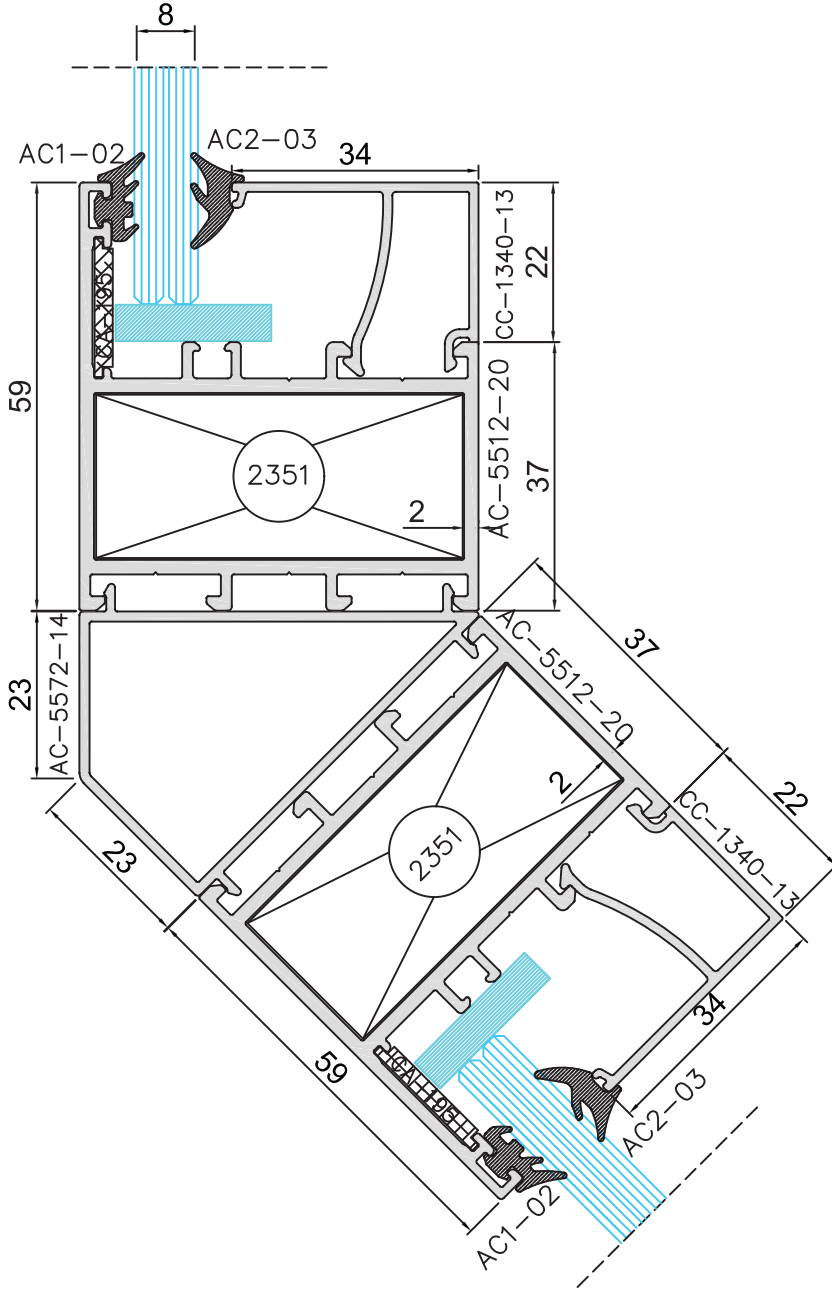


90° Köşe Dönüş Detay

AC-55 Yalıtımsız Seri (AC-55 Non Insulated Serie)



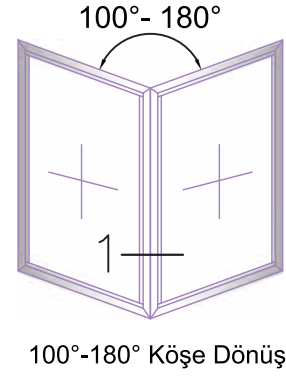
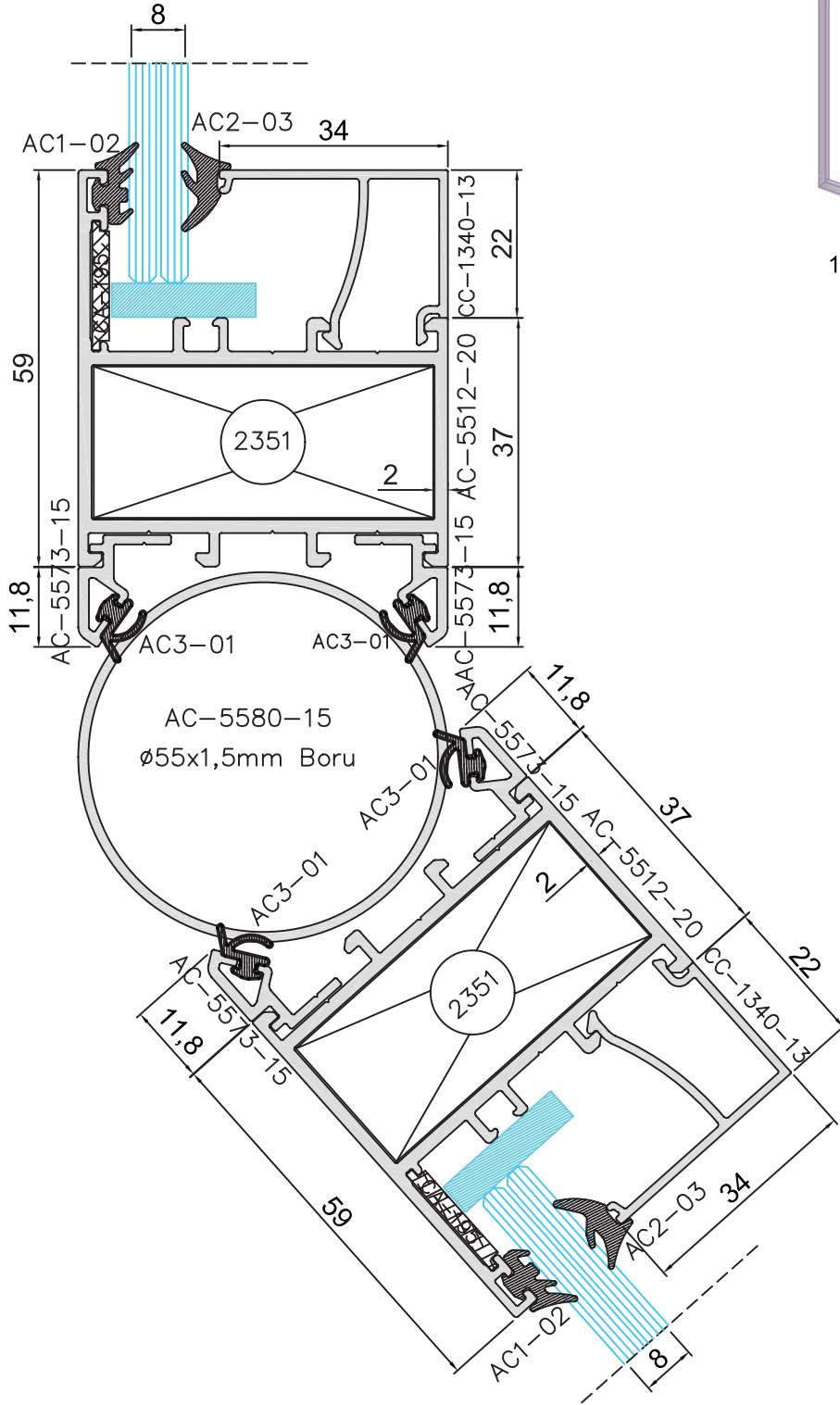
135° Köşe Dönüş



135° Köşe Dönüş Detay

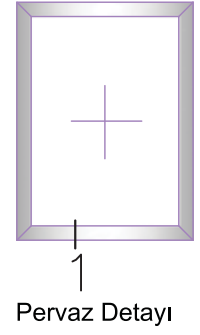
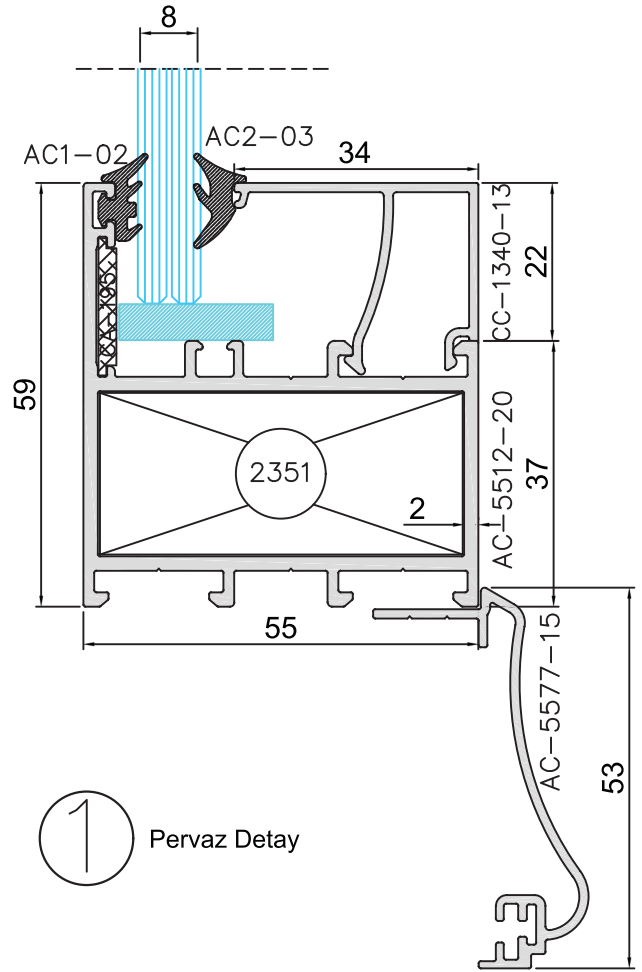
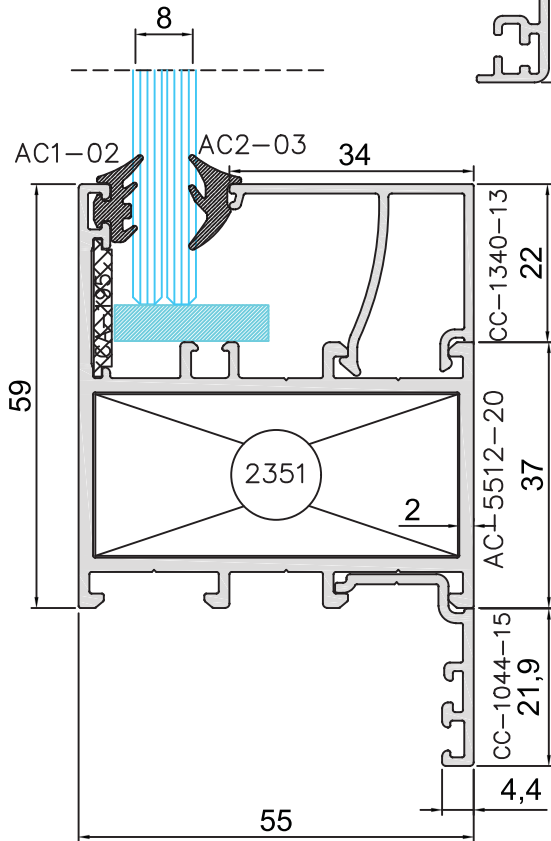
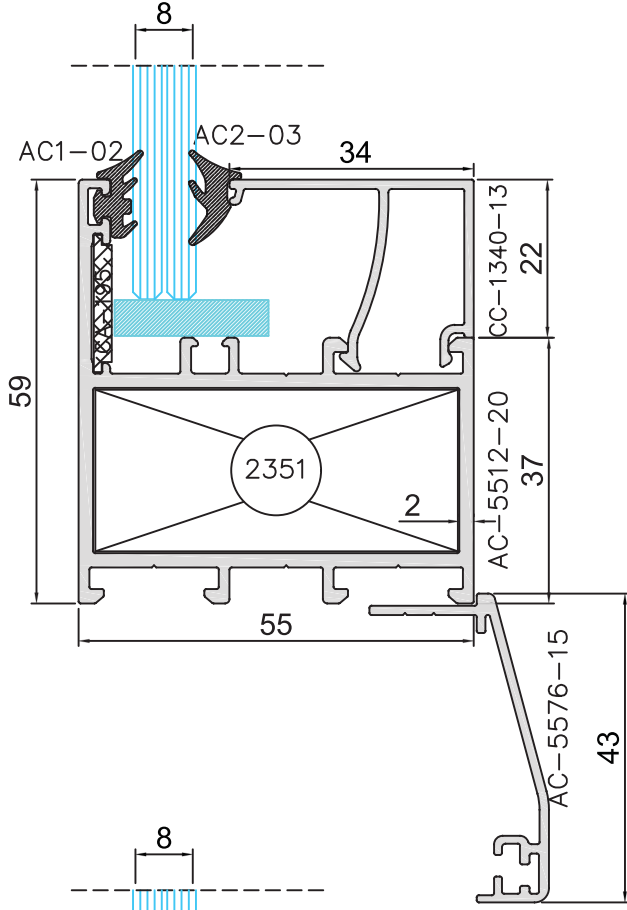
AC-55 Yalıtımsız Seri

(AC-55 Non Insulated Serie)

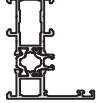
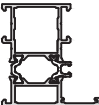
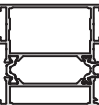

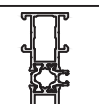
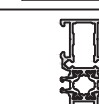
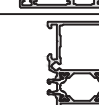
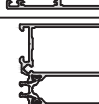
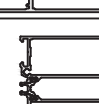

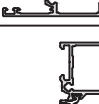
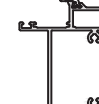


1 100°-180° Köşe Dönüş Detay

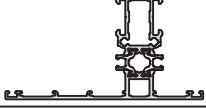
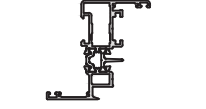
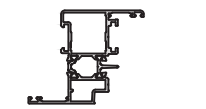
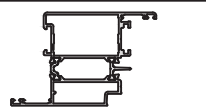
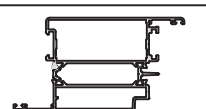
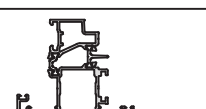
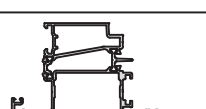
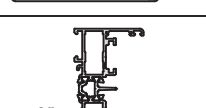
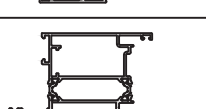
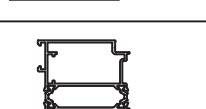
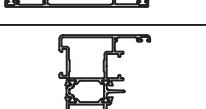
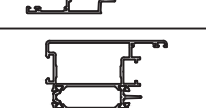
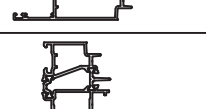
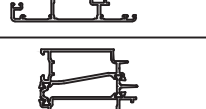
AC-55 Yalıtımsız Seri (AC-55 Non Insulated Serie)



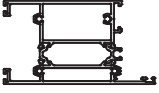
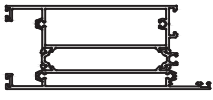

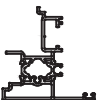
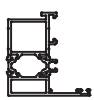



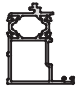




AT-55 Yalıtımlı Seri (AT-55 Insulated Serie)

	KOD-CODE	TEORİK AĞIRLIK THEORETICAL WEIGHT Kg/m	AÇIKLAMA		
	AT-5511-15	1,115	L Kasa Profili		
	AT-5512-15	1,322	L Kasa Profili		
	AT-5513-15	1,651	L Kasa Profili		
	AT-5514-15	1,933	L Kasa Profili		
	AT-5515-15	1,310	Gizli L Kasa Profili		
	AT-5521-15	1,283	Ortakayıt Profili		
	AT-5522-15	1,504	Ortakayıt Profili		
	AT-5523-15	1,849	Ortakayıt Profili		
	AT-5524-15	2,144	Ortakayıt Profili		
	AT-5525-15	1,623	Ortakayıt Profili		
	AT-5526-15	2,298	Destekli Ortakayıt Profili		
	AT-5527-15	2,530	Destekli Ortakayıt Profili		















AT-55 Yalıtımlı Seri (AT-55 Insulated Serie)

	KOD-CODE	TEORİK AĞIRLIK THEORETICAL WEIGHT Kg/m	AÇIKLAMA		
	AT-5528-15	1,483	Gizli Kanat Ortakayıt Profili		
	AT-5531-15	1,300	Kanat Profili		
	AT-5532-15	1,520	Kanat Profili		
	AT-5533-15	1,875	Kanat Profili		
	AT-5534-15	2,185	Kanat Profili		
	AT-5535-15	1,673	Kanat Profili		
	AT-5536-15	2,024	Kanat Profili		
	AT-5537-15	1,248	Gizli Kanat Profili		
	AT-5538-15	1,792	Hem Yüz Kanat Profili		
	AT-5539-15	1,795	Hem Yüz Kanat Profili		
	AT-5541-15	1,587	PVC 13 Aks Kanat Profili		
	AT-5542-15	1,938	PVC 13 Aks Kanat Profili		
	AT-5543-15	1,738	PVC 13 Aks Kanat Profili		
	AT-5544-15	2,066	PVC 13 Aks Kanat Profili		



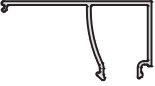
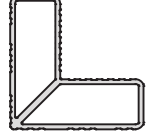
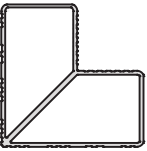
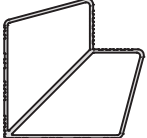
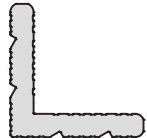
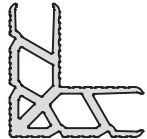
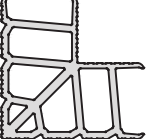
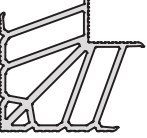
AT-55 Yalıtımlı Seri (AT-55 Insulated Serie)

	KOD-CODE	TEORİK AĞIRLIK THEORETICAL WEIGHT Kg/m	AÇIKLAMA		
	AT-5551-20	2,291	Etek Profili		
	AT-5552-20	3,012	Etek Profili		
	AT-5561-16	1,217	Hareketli Ortakayıt Profili		
	AT-5562-16	1,244	PVC Hareketli Ortakayıt Profili		
	AT-5563-20	1,337	Dışa Açılım Adaptör Profili		
	AT-5564-20	1,548	Pivot Profili		
	AT-5565-13	1,250	90° Dönüş Profili		
	AT-5566-16	1,135	Dönüş Profili		
	AT-5567-16	1,031	Hem Yüz Dışa Açılım		
	AT-5568-15	0,994	Çıta Yükseltme Adaptör Profili		
	1059	0,265	30x40 KUTU T BİNİ		
	1060	0,254	30x50 KUTU T BİNİ		
	765	0,138	TİJ PROFİLİ		

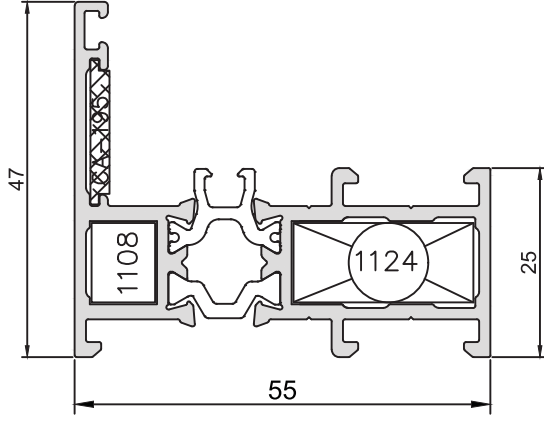
AT-55 Yalıtımlı Seri (AT-55 Insulated Serie)

	KOD-CODE	TEORİK AĞIRLIK THEORETICAL WEIGHT Kg/m	AÇIKLAMA		
	AC-5573-15	0,155	Adaptör Profili		
	AC-5574-15	0,110	Kasa Adaptör Profili		
	AC-5575-15	0,332	Hem Yüz Adaptör Profili		
	AC-5576-15	0,296	Pervaz Profili		
	AC-5577-15	0,377	Pervaz Profili		
	AC-5578-15	0,136	Damlalık Profili		
	AC-5579-15	0,120	Cam Destek Profili		
	CC-1044-15	0,212	Cam Çıtası Profili		
	CC-1120-13	0,254	Cam Çıtası Profili		
	CC-1160-13	0,260	Cam Çıtası Profili		
	CC-1200-13	0,270	Cam Çıtası Profili		
	CC-1240-13	0,285	Cam Çıtası Profili		
	CC-1300-13	0,305	Cam Çıtası Profili		
	CC-1340-13	0,320	Cam Çıtası Profili		

AT-55 Yalıtımlı Seri (AT-55 Insulated Serie)

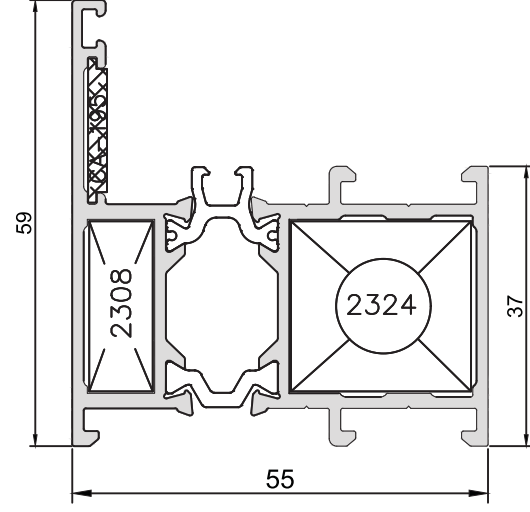
	KOD-CODE	TEORİK AĞIRLIK THEORETICAL WEIGHT Kg/m	AÇIKLAMA		
	CC-1360-13	0,327	Cam Çıtası Profili		
	CC-1400-13	0,341	Cam Çıtası Profili		
	CC-1506-13	0,378	Cam Çıtası Profili		
	KT-1225-00	1,508	22,5mm Köşe Takozu		
	KT-1427-00	2,146	43,7mm Köşe Takozu		
	KT-1600-00	2,604	60,5mm Köşe Takozu		
	KT-2105-00	2,938	10,5mm Köşe Takozu		
	KT-2225-00	2,543	22,5mm Köşe Takozu		
	KT-2427-00	4,585	43,7mm Köşe Takozu		
	KT-2600-00	5,857	60,5mm Köşe Takozu		

AT-55 Yalıtımlı Seri (AT-55 Insulated Serie)



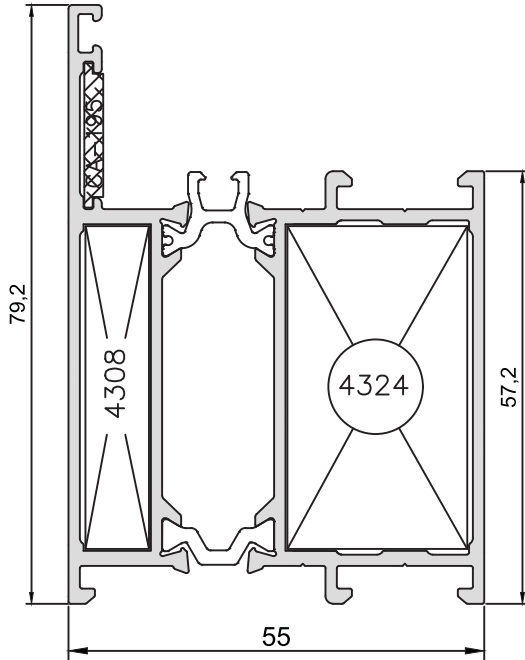
KOD-CODE
AT-5511-15

TEORİK AĞIRLIK
THEORETICAL WEIGHT
1,115 Kg/m



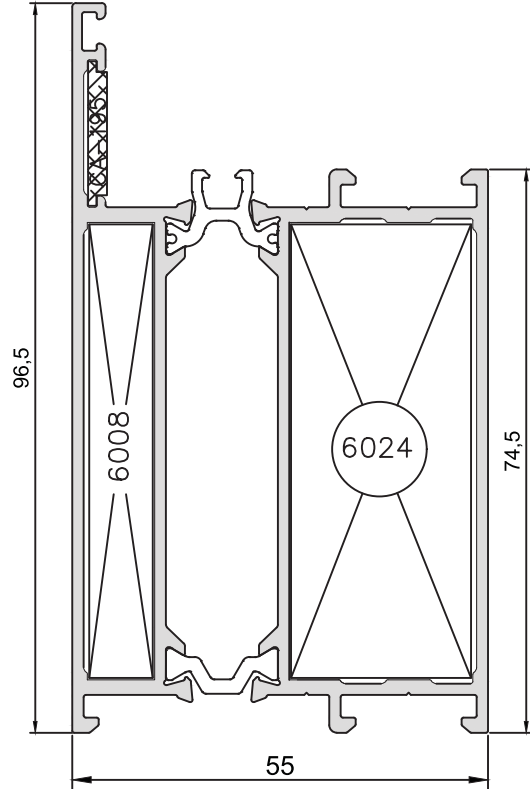
KOD-CODE
AT-5512-15

TEORİK AĞIRLIK
THEORETICAL WEIGHT
1,322 Kg/m



KOD-CODE
AT-5513-15

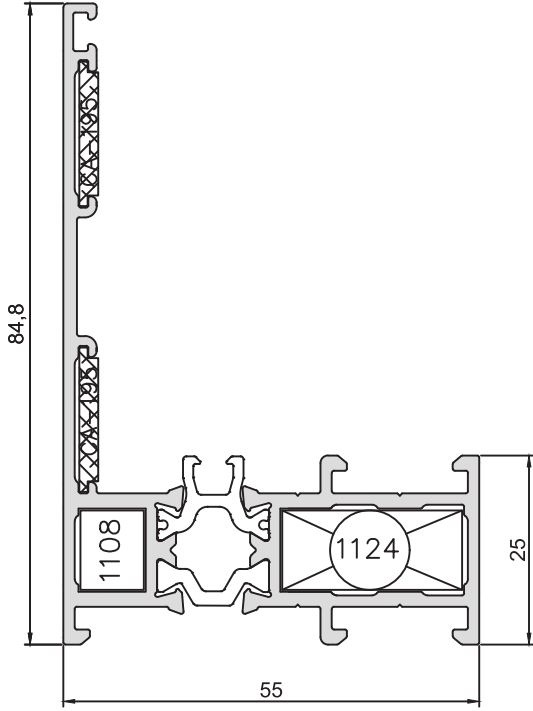
TEORİK AĞIRLIK
THEORETICAL WEIGHT
1,651 Kg/m



KOD-CODE
AT-5514-15

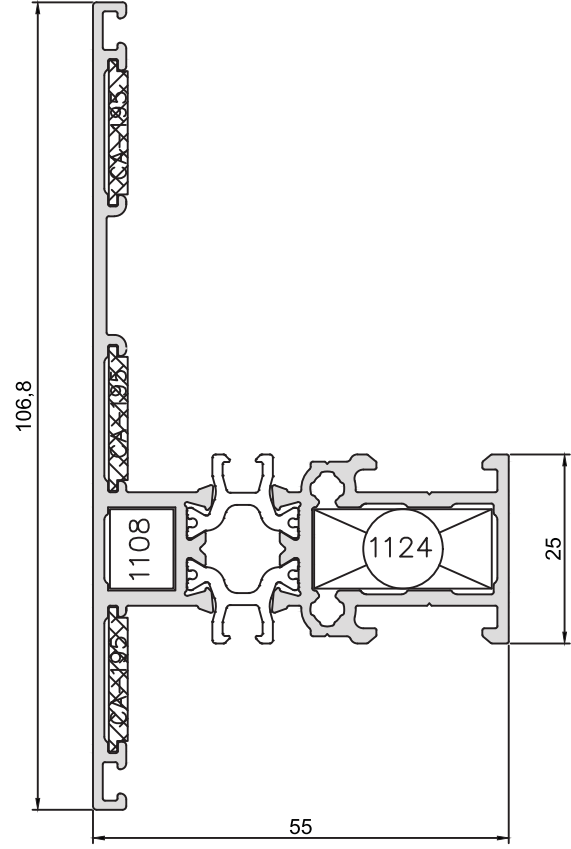
TEORİK AĞIRLIK
THEORETICAL WEIGHT
1,933 Kg/m

AT-55 Yalıtımlı Seri (AT-55 Insulated Serie)



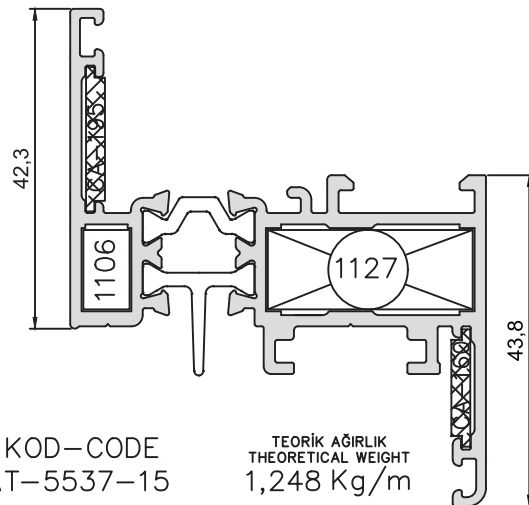
KOD-CODE
AT-5515-15

TEORİK AĞIRLIK
THEORETICAL WEIGHT
1,310 Kg/m



KOD-CODE
AT-5528-15

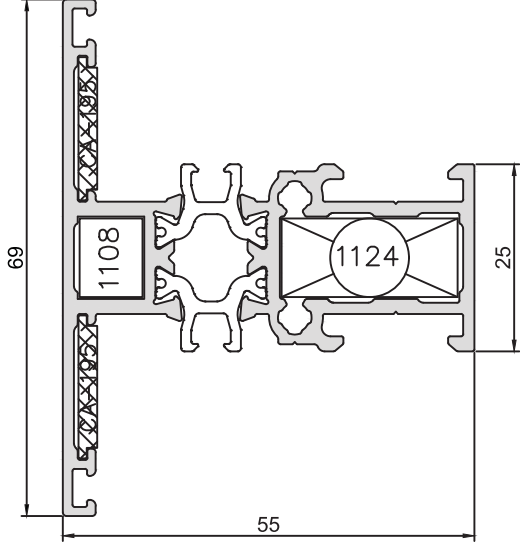
TEORİK AĞIRLIK
THEORETICAL WEIGHT
1,483 Kg/m



KOD-CODE
AT-5537-15


TEORİK AĞIRLIK
THEORETICAL WEIGHT
1,248 Kg/m

AT-55 Yalıtımlı Seri (AT-55 Insulated Serie)



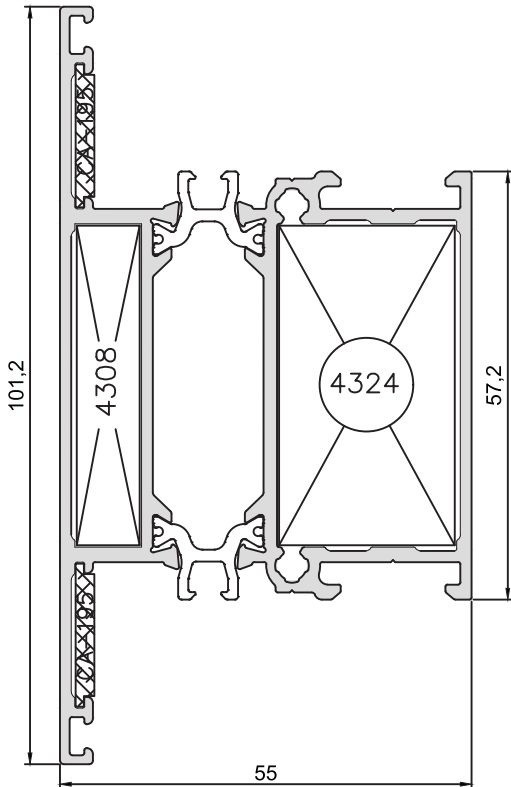
KOD-CODE
AT-5521-15

TEORİK AĞIRLIK
THEORETICAL WEIGHT
1,283 Kg/m



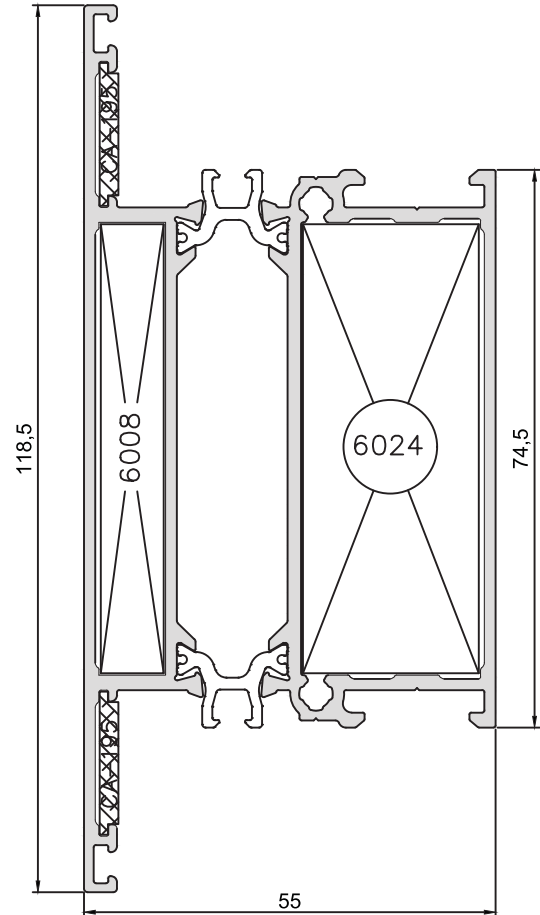
KOD-CODE
AT-5522-15

TEORİK AĞIRLIK
THEORETICAL WEIGHT
1,504 Kg/m



KOD-CODE
AT-5523-15

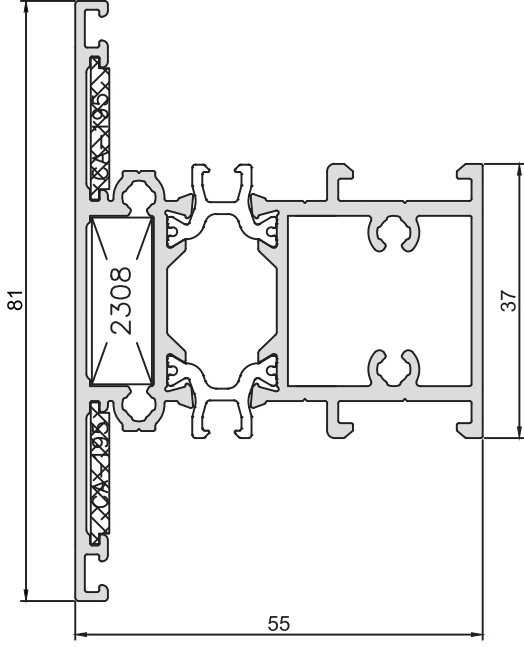
TEORİK AĞIRLIK
THEORETICAL WEIGHT
1,849 Kg/m



KOD-CODE
AT-5524-15

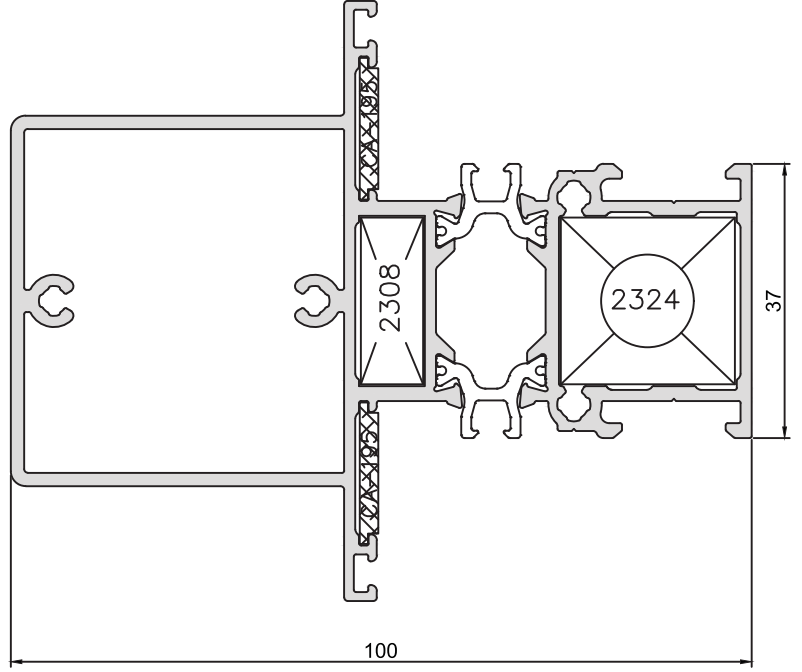
TEORİK AĞIRLIK
THEORETICAL WEIGHT
2,144 Kg/m

AT-55 Yalıtımlı Seri (AT-55 Insulated Serie)



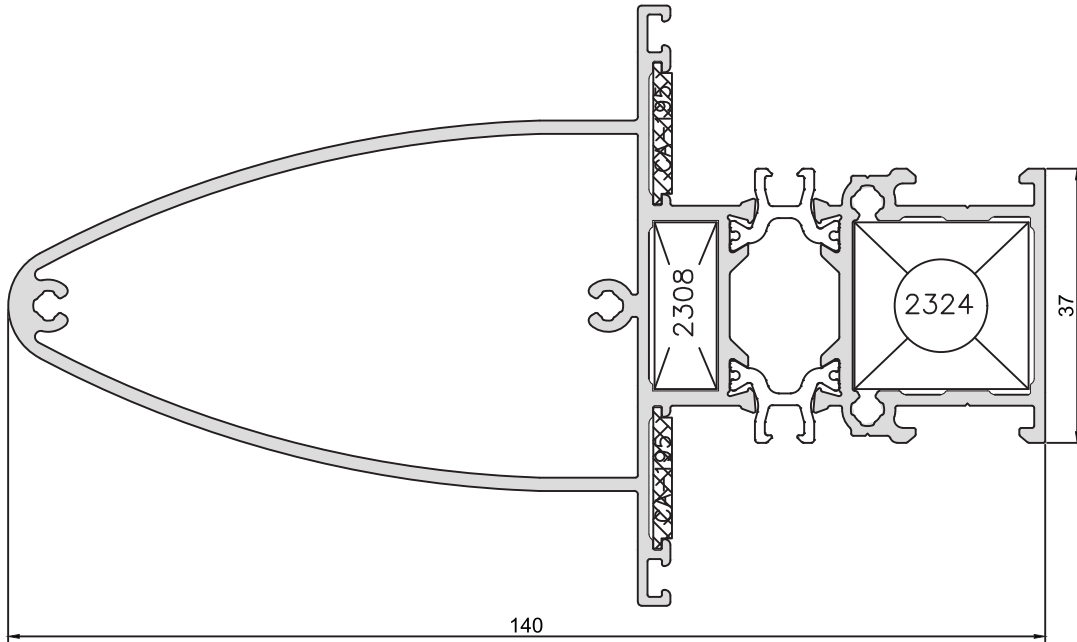
KOD-CODE
AT-5525-15

TEORİK AĞIRLIK
THEORETICAL WEIGHT
1,623 Kg/m



KOD-CODE
AT-5526-15

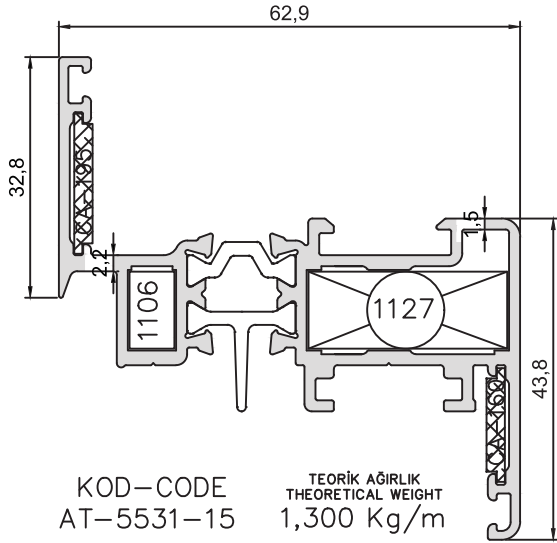
TEORİK AĞIRLIK
THEORETICAL WEIGHT
2,298 Kg/m



KOD-CODE
AT-5527-15

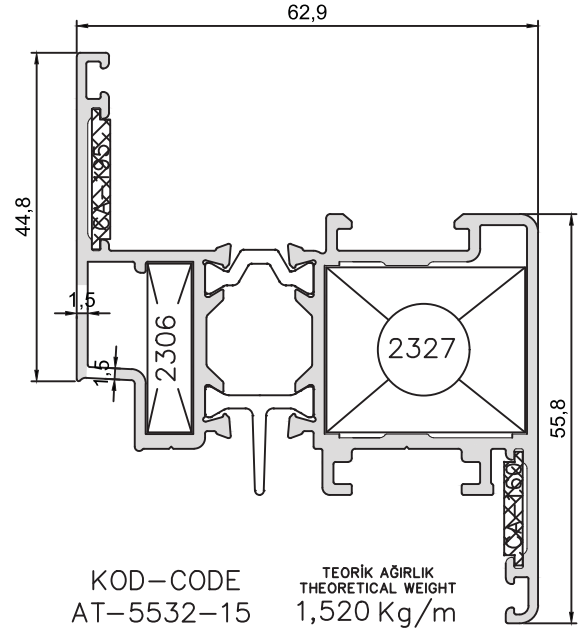
TEORİK AĞIRLIK
THEORETICAL WEIGHT
2,530 Kg/m

AT-55 Yalıtımlı Seri (AT-55 Insulated Serie)



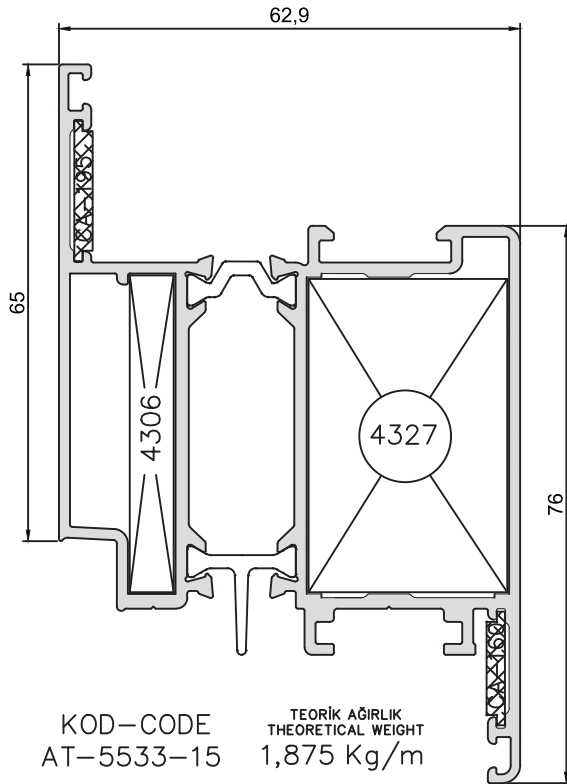
KOD-CODE
AT-5531-15

TEORİK AĞIRLIK
THEORETICAL WEIGHT
1,300 Kg/m



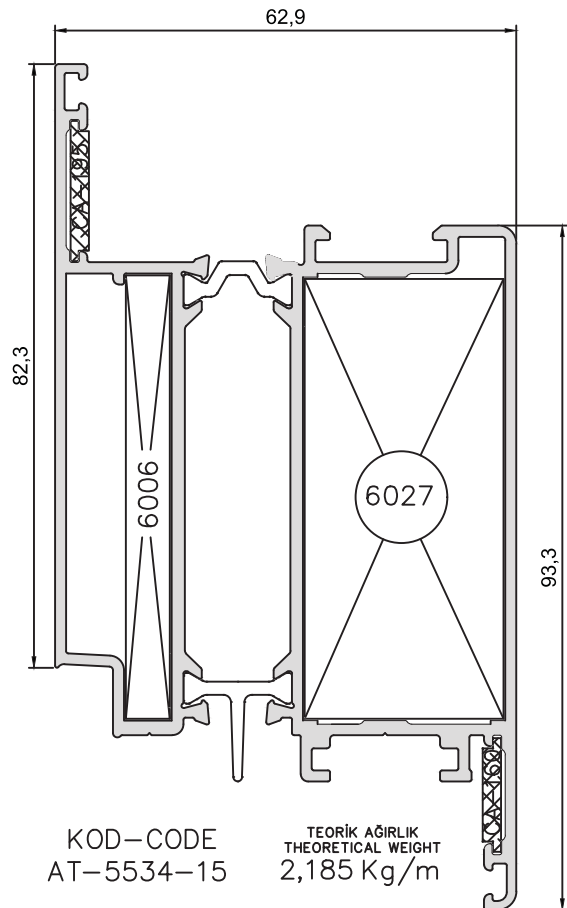
KOD-CODE
AT-5532-15

TEORİK AĞIRLIK
THEORETICAL WEIGHT
1,520 Kg/m



KOD-CODE
AT-5533-15

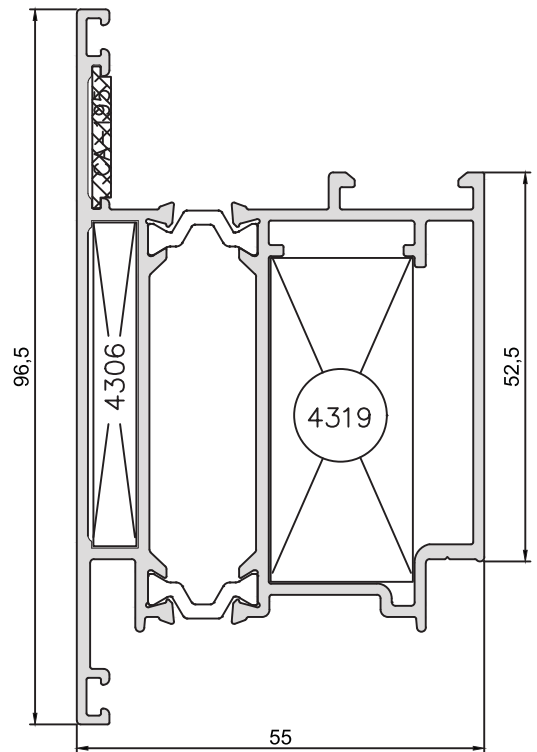
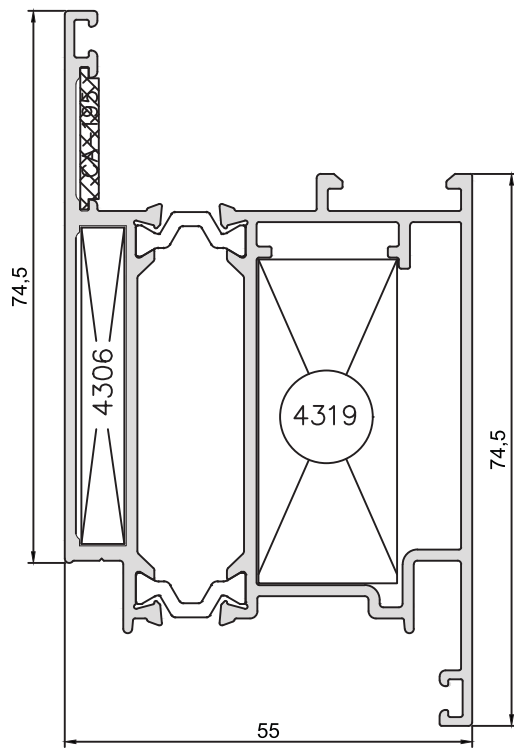
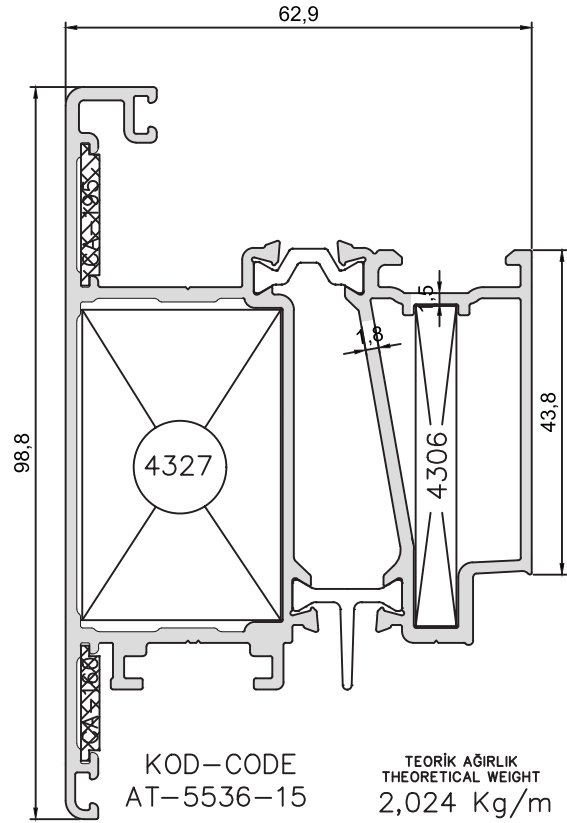
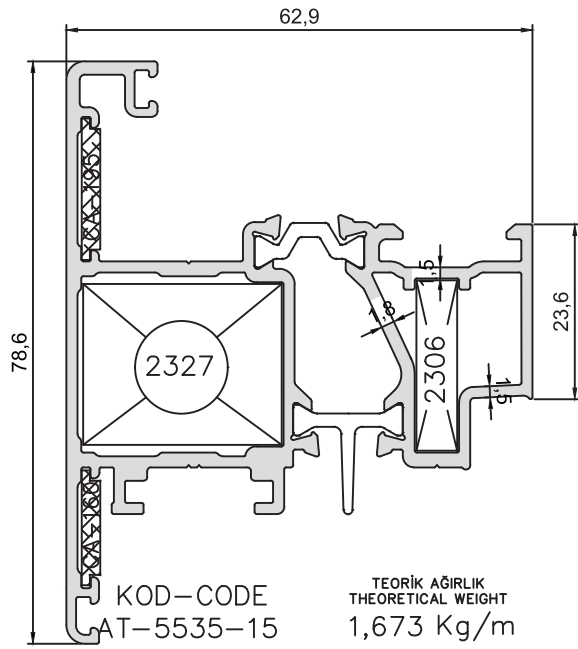
TEORİK AĞIRLIK
THEORETICAL WEIGHT
1,875 Kg/m



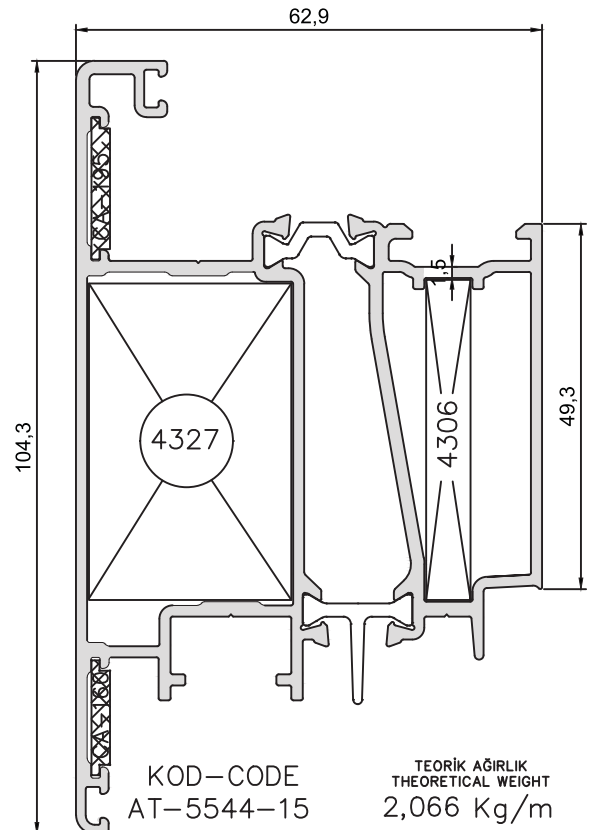
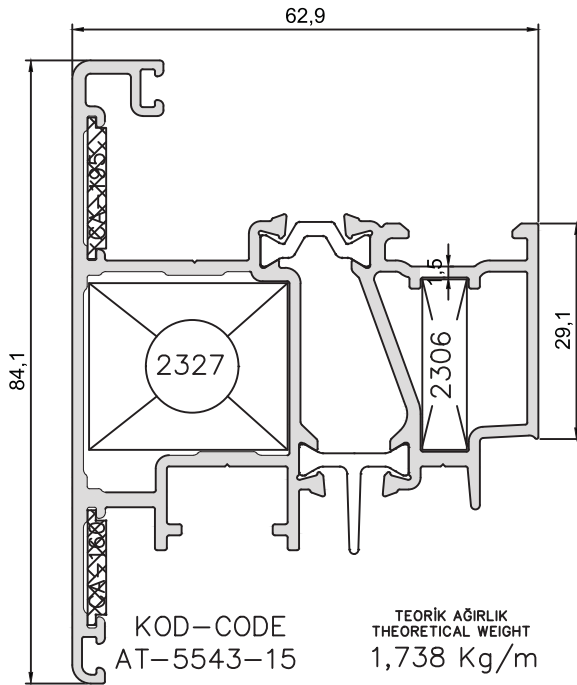
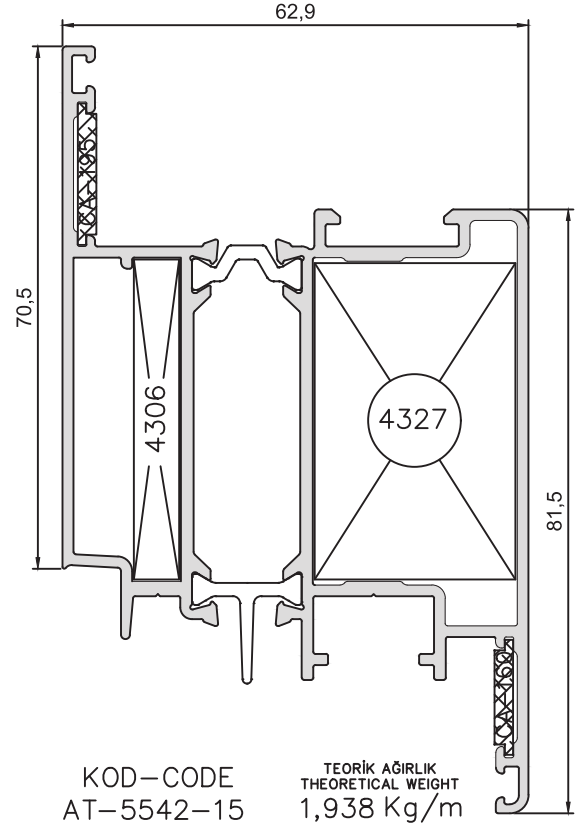
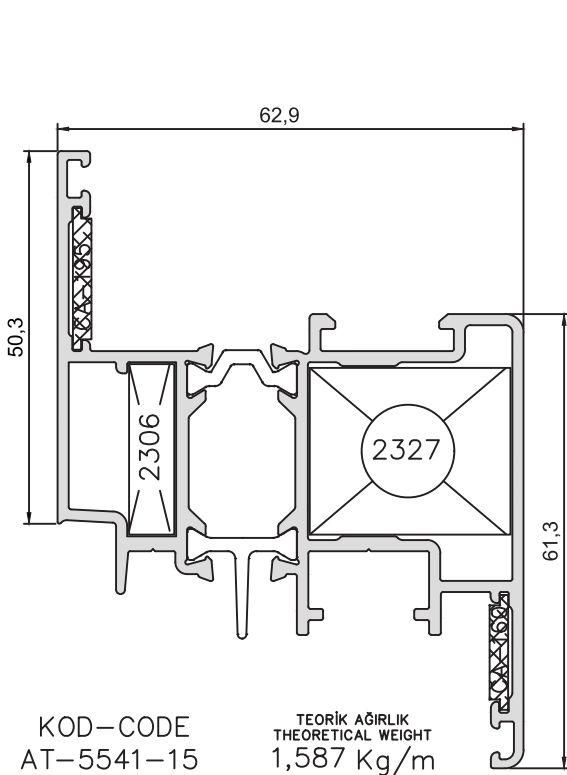
KOD-CODE
AT-5534-15

TEORİK AĞIRLIK
THEORETICAL WEIGHT
2,185 Kg/m

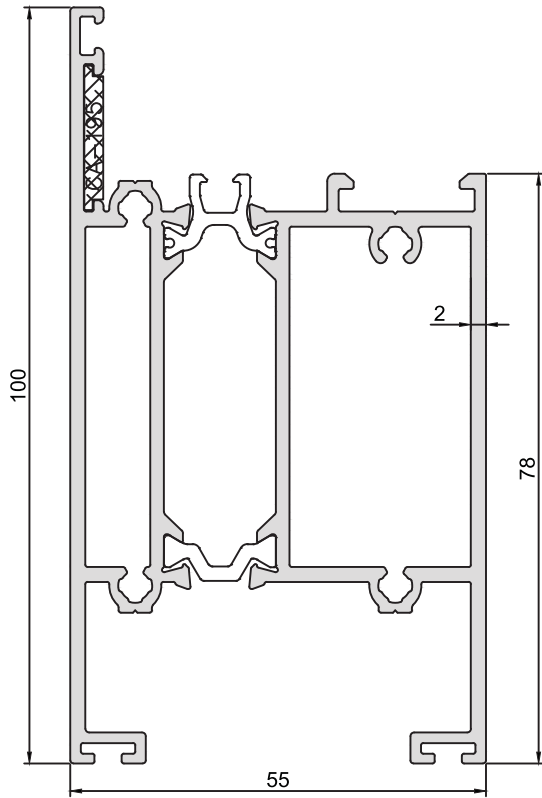
AT-55 Yalıtımlı Seri (AT-55 Insulated Serie)



AT-55 Yalıtımlı Seri (AT-55 Insulated Serie)

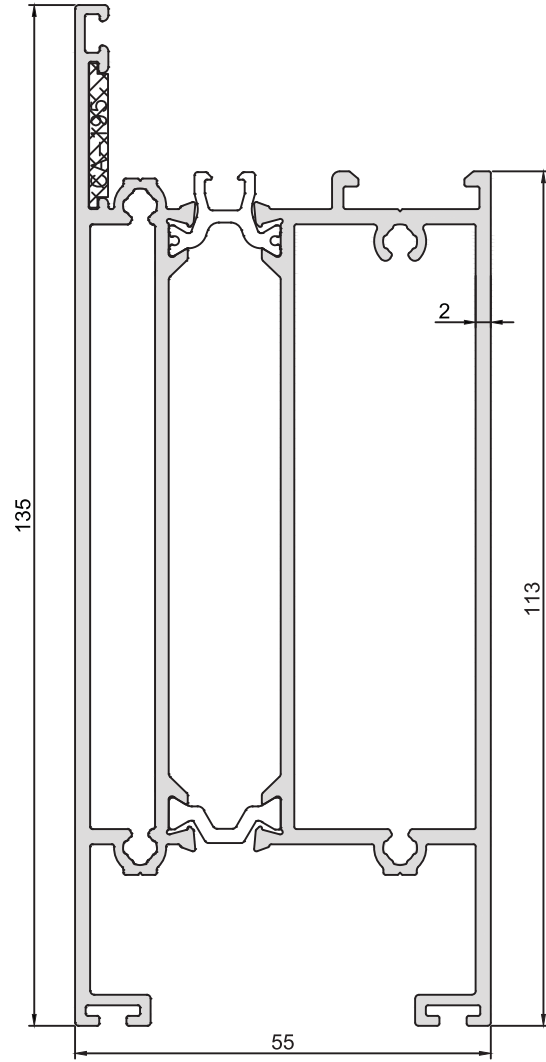


AT-55 Yalıtımlı Seri (AT-55 Insulated Serie)



KOD-CODE
AT-551-20

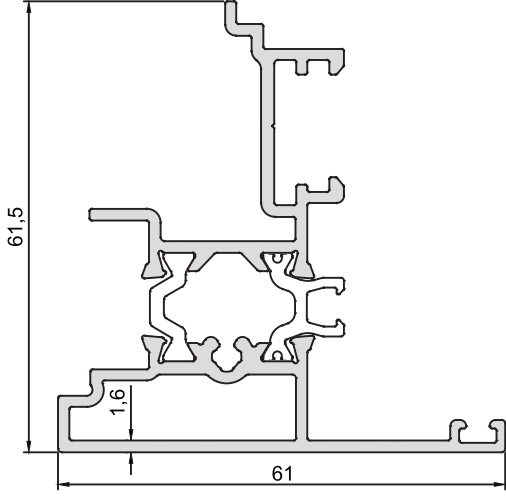
TEORİK AĞIRLIK
THEORETICAL WEIGHT
2,291 Kg/m



KOD-CODE
AT-552-20

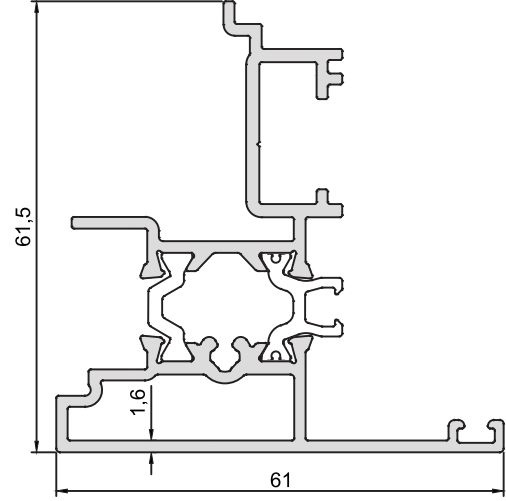
TEORİK AĞIRLIK
THEORETICAL WEIGHT
3,012 Kg/m

AT-55 Yalıtımlı Seri (AT-55 Insulated Serie)



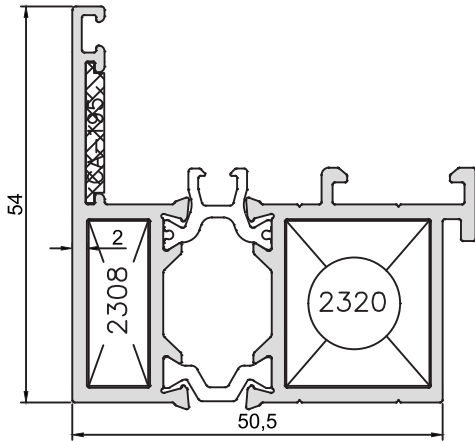
KOD-CODE
AT-5561-16

TEORİK AĞIRLIK
THEORETICAL WEIGHT
1,217 Kg/m



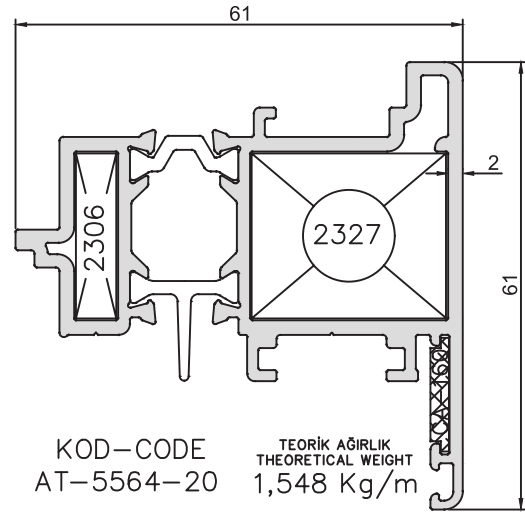
KOD-CODE
AT-5562-16

TEORİK AĞIRLIK
THEORETICAL WEIGHT
1,244 Kg/m



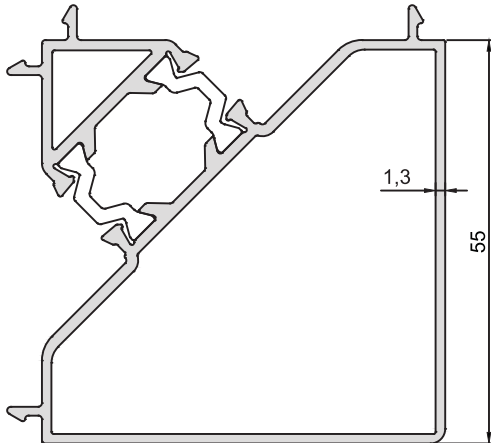
KOD-CODE
AT-5563-20

TEORİK AĞIRLIK
THEORETICAL WEIGHT
1,337 Kg/m



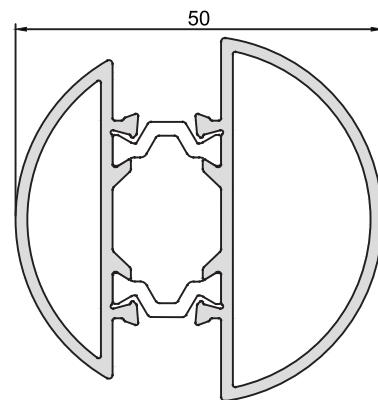
KOD-CODE
AT-5564-20

TEORİK AĞIRLIK
THEORETICAL WEIGHT
1,548 Kg/m



KOD-CODE
AT-5565-13

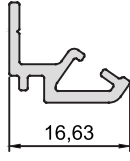
TEORİK AĞIRLIK
THEORETICAL WEIGHT
1,250 Kg/m



KOD-CODE
AT-5566-16

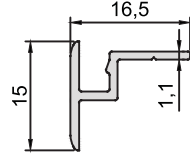
TEORİK AĞIRLIK
THEORETICAL WEIGHT
1,135 Kg/m

AT-55 Yalıtımlı Seri (AT-55 Insulated Serie)



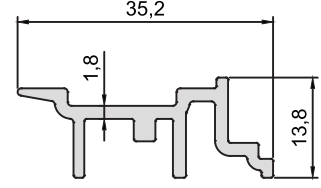
KOD-CODE
AC-5573-15

TEORİK AĞIRLIK
THEORETICAL WEIGHT
0,155 Kg/m



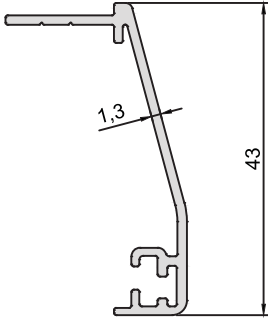
KOD-CODE
AC-5574-15

TEORİK AĞIRLIK
THEORETICAL WEIGHT
0,110 Kg/m



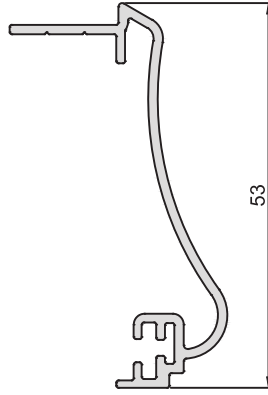
KOD-CODE
AC-5575-15

TEORİK AĞIRLIK
THEORETICAL WEIGHT
0,332 Kg/m



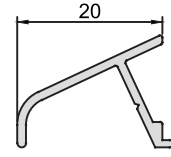
KOD-CODE
AC-5576-15

TEORİK AĞIRLIK
THEORETICAL WEIGHT
0,296 Kg/m



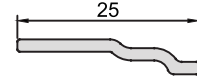
KOD-CODE
AC-5577-15

TEORİK AĞIRLIK
THEORETICAL WEIGHT
0,377 Kg/m



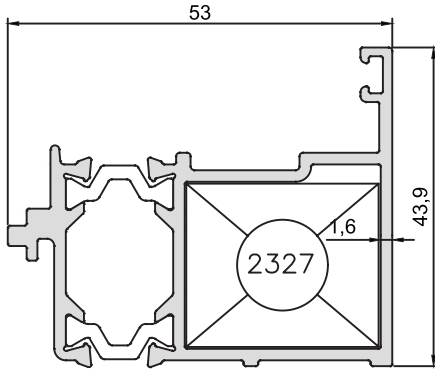
KOD-CODE
AC-5578-15

TEORİK AĞIRLIK
THEORETICAL WEIGHT
0,136 Kg/m



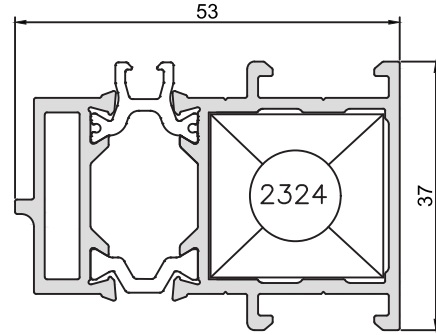
KOD-CODE
AC-5579-15

TEORİK AĞIRLIK
THEORETICAL WEIGHT
0,120 Kg/m



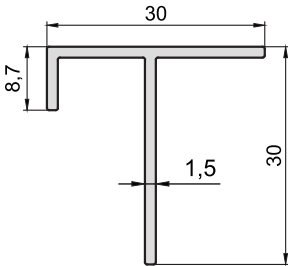
KOD-CODE
AT-5567-16

TEORİK AĞIRLIK
THEORETICAL WEIGHT
1,031 Kg/m



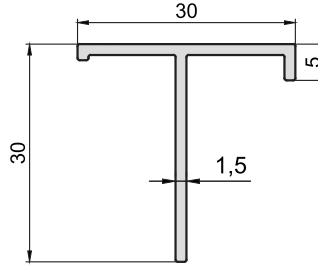
KOD-CODE
AT-5568-15

TEORİK AĞIRLIK
THEORETICAL WEIGHT
0,994 Kg/m



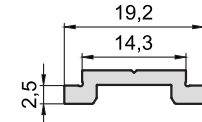
KOD-CODE
1059

TEORİK AĞIRLIK
THEORETICAL WEIGHT
0,265 Kg/m



KOD-CODE
1060

TEORİK AĞIRLIK
THEORETICAL WEIGHT
0,254 Kg/m

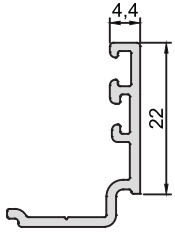


KOD-CODE
765

TEORİK AĞIRLIK
THEORETICAL WEIGHT
0,138 Kg/m

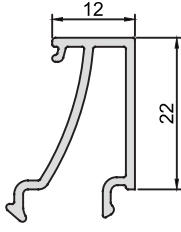
AT-55 Yalıtımlı Seri

(AT-55 Insulated Serie)



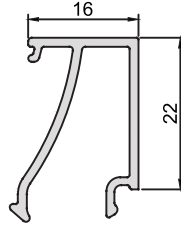
KOD-CODE
CC-1044-15

TEORİK AĞIRLIK
THEORETICAL WEIGHT
0,212 Kg/m



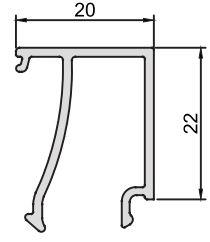
KOD-CODE
CC-1120-13

TEORİK AĞIRLIK
THEORETICAL WEIGHT
0,254 Kg/m



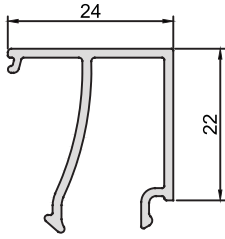
KOD-CODE
CC-1160-13

TEORİK AĞIRLIK
THEORETICAL WEIGHT
0,260 Kg/m



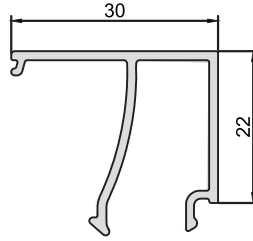
KOD-CODE
CC-1200-13

TEORİK AĞIRLIK
THEORETICAL WEIGHT
0,270 Kg/m



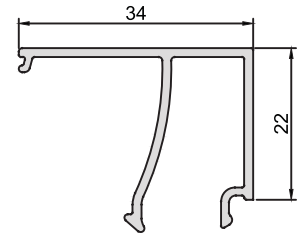
KOD-CODE
CC-1240-13

TEORİK AĞIRLIK
THEORETICAL WEIGHT
0,285 Kg/m



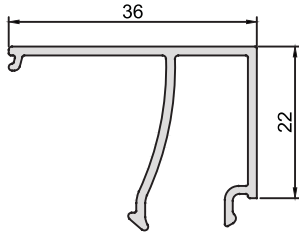
KOD-CODE
CC-1300-13

TEORİK AĞIRLIK
THEORETICAL WEIGHT
0,305 Kg/m



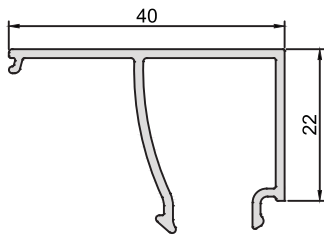
KOD-CODE
CC-1340-13

TEORİK AĞIRLIK
THEORETICAL WEIGHT
0,320 Kg/m



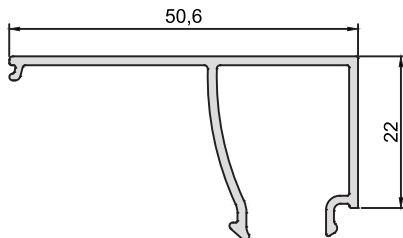
KOD-CODE
CC-1360-13

TEORİK AĞIRLIK
THEORETICAL WEIGHT
0,327 Kg/m



KOD-CODE
CC-1400-13

TEORİK AĞIRLIK
THEORETICAL WEIGHT
0,341 Kg/m

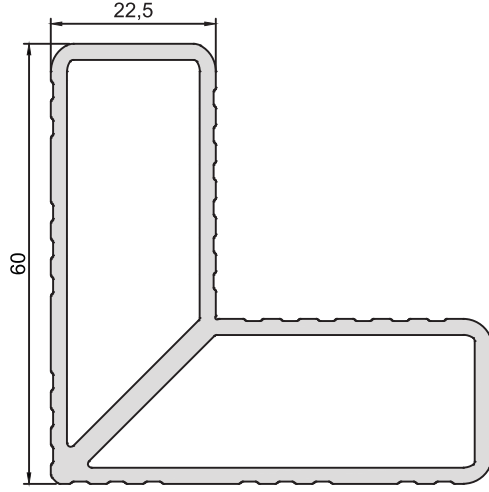


KOD-CODE
CC-1506-13

TEORİK AĞIRLIK
THEORETICAL WEIGHT
0,378 Kg/m

CAM ÖLÇÜSÜ	KOD-CODE	FITİL KOD	
0 mm	CC-1506-13	DIŞ CAM	İÇ CAM
4 mm	CC-1400-13	AC1-02	AC2-02
5 mm	CC-1400-13	AC1-02	AC2-02
6 mm	CC-1360-13	AC1-02	AC2-03
8 mm	CC-1340-13	AC1-02	AC2-03
10 mm	CC-1340-13	AC1-02	AC2-02
12 mm	CC-1340-13	AC1-02	AC2-01
16 mm	CC-1300-13	AC1-02	AC2-01
20 mm	CC-1240-13	AC1-02	AC2-02
22 mm	CC-1200-13	AC1-04	AC2-02
24 mm	CC-1200-13	AC1-02	AC2-02
26 mm	CC-1160-13	AC1-05	AC2-02
28 mm	CC-1160-13	AC1-02	AC2-02
30 mm	CC-1120-13	AC1-02	AC2-03
32 mm	CC-1120-13	AC1-02	AC2-01
34 mm	CC-1120-13	AC1-02	AC2-01
38 mm	CC-1044-15	AC1-05	AC2-03
40 mm	CC-1044-15	AC1-02	AC2-02

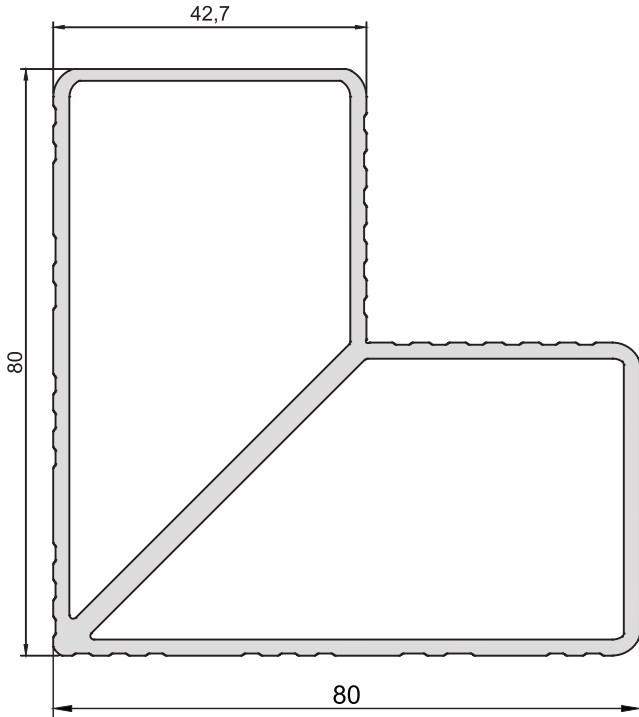
AT-55 Yalıtımlı Seri (AT-55 Insulated Serie)



KOD-CODE TEORİK AĞIRLIK
KT-1225-00 THEORETICAL WEIGHT
1,508 Kg/m

KOD-CODE	KESİM ÖLÇÜSÜ	AKSESUAR KOD
AT-5512-15 AT-5522-15 AT-5526-15 AT-5527-15 AT-5568-15	23,5 mm	K2324
AT-5512-15 AT-5522-15 AT-5525-15 AT-5526-15 AT-5527-15 AT-5563-20	8,1 mm	K2308
AT-5532-15 AT-5535-15 AT-5541-15 AT-5543-15 AT-5564-15 AT-5567-16	26,5 mm	K2327
AT-5532-15 AT-5535-15 AT-5541-15 AT-5543-15 AT-5564-15	5,5 mm	K2306
AT-5563-20	19,5 mm	K2320

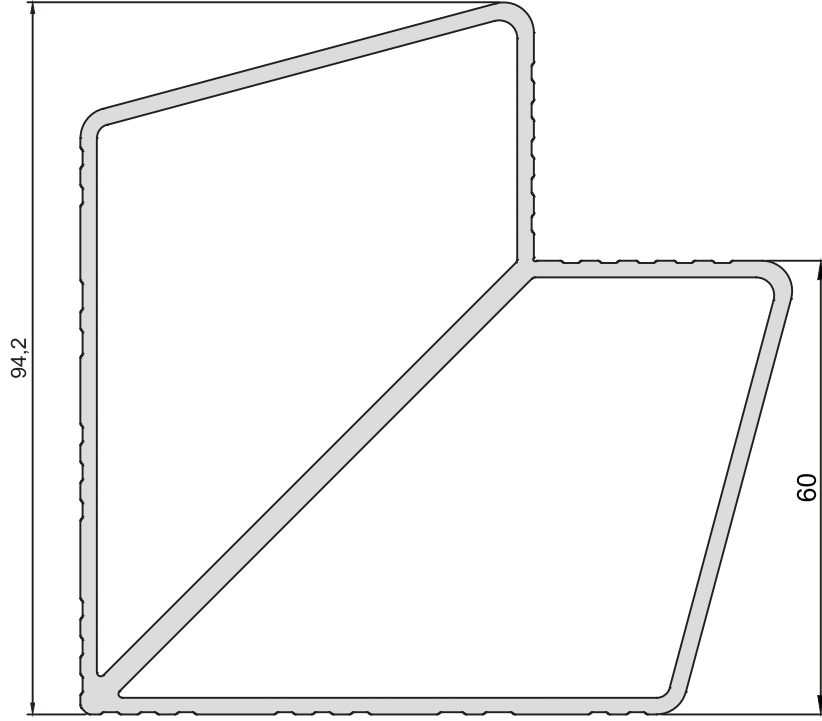
VİDALAMA SİSTEMİ KÖŞE TAKOZU



KOD-CODE TEORİK AĞIRLIK
KT-1427-00 THEORETICAL WEIGHT
2,146 Kg/m

KOD-CODE	KESİM ÖLÇÜSÜ	AKSESUAR KOD
AT-5513-15 AT-5523-15	23,5 mm	K4324
AT-5513-15 AT-5523-15	8,1 mm	K4308
AT-5533-15 AT-5536-15 AT-5542-15 AT-5544-15	26,5 mm	K4327
AT-5533-15 AT-5536-15 AT-5538-15 AT-5539-15 AT-5542-15 AT-5544-15	5,5 mm	K4306
AT-5538-15 AT-5539-15	18,5 mm	K4319

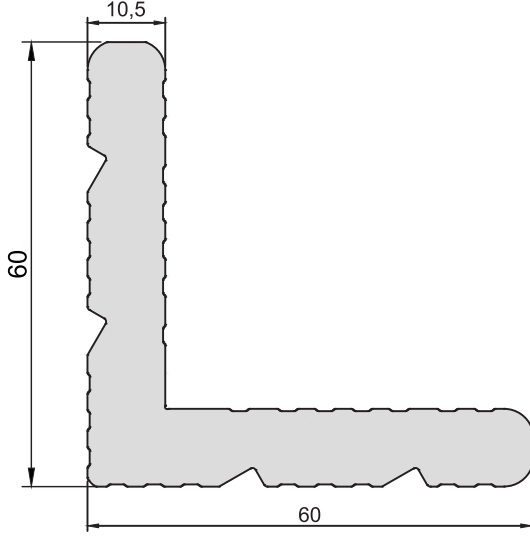
AT-55 Yalıtımlı Seri (AT-55 Insulated Serie)



KOD-CODE TEORİK AĞIRLIK
KT-1600-00 THEORETICAL WEIGHT
2,604 Kg/m

KOD-CODE	KESİM ÖLÇÜSÜ	AKSESUAR KOD
AT-5514-15 AT-5524-15	23,5 mm	K6024
AT-5514-15 AT-5524-15	8,1 mm	K6008
AT-5534-15	26,5 mm	K6027
AT-5534-15	5,5 mm	K6006

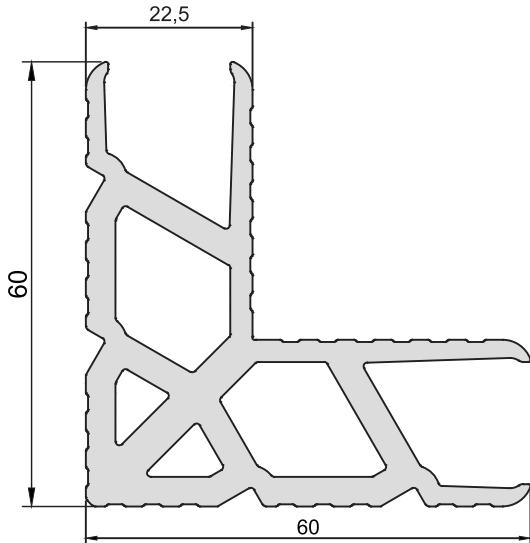
AT-55 Yalıtımlı Seri (AT-55 Insulated Serie)



KOD-CODE TEORİK AĞIRLIK
KT-2105-00 THEORETICAL WEIGHT
2,938 Kg/m

KOD-CODE	KESİM ÖLÇÜSÜ	AKSESUAR KOD
AT-5511-15 AT-5515-15 AT-5521-15 AT-5528-15	23,5 mm	T1124
AT-5511-15 AT-5515-15 AT-5521-15 AT-5528-15	8,1 mm	T1108
AT-5531-15 AT-5537-15	26,5 mm	T1127
AT-5531-15 AT-5537-15	5,5 mm	T1106

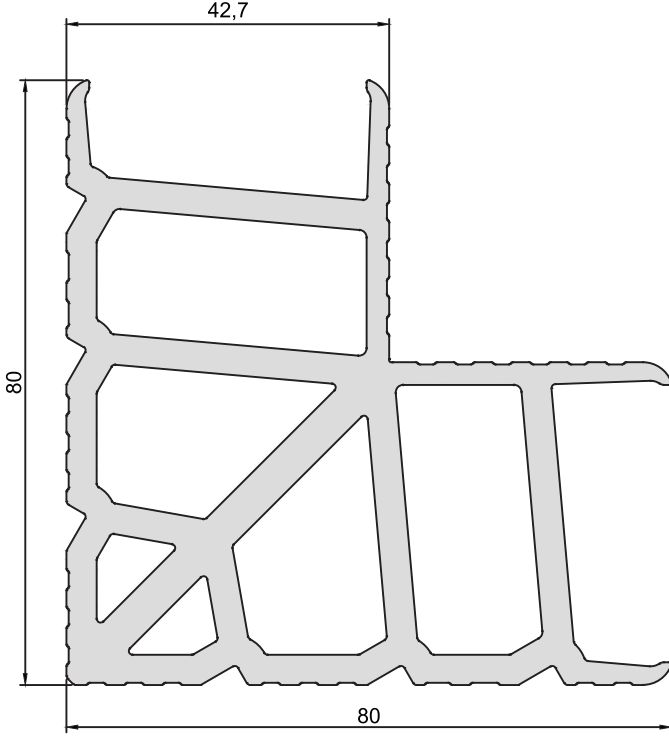
PRES SİSTEM KÖŞE TAKOZU



KOD-CODE TEORİK AĞIRLIK
KT-2225-00 THEORETICAL WEIGHT
2,543 Kg/m

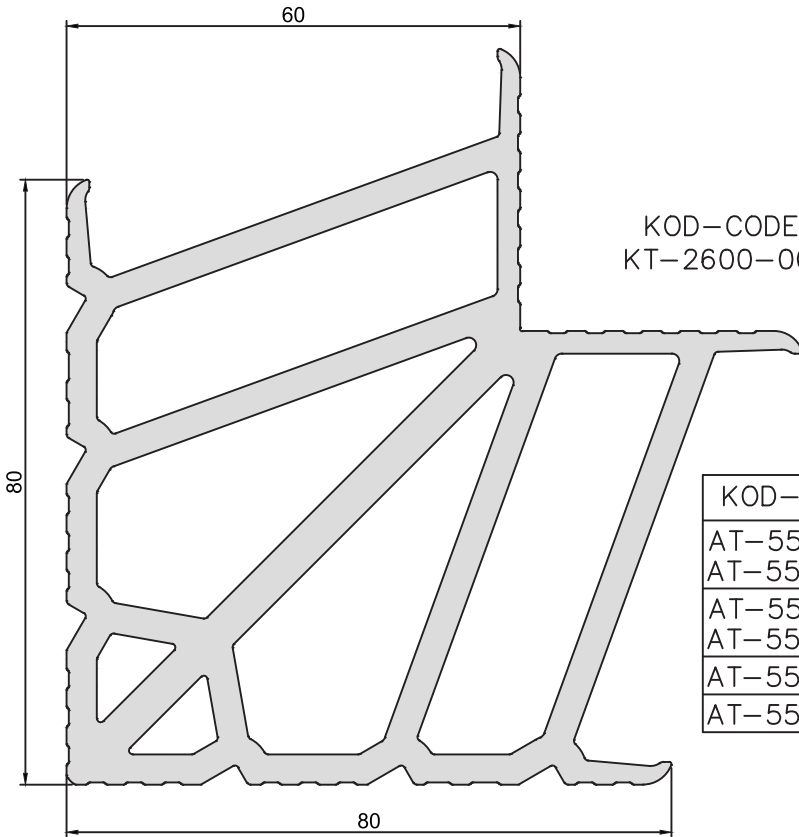
KOD-CODE	KESİM ÖLÇÜSÜ	AKSESUAR KOD
AT-5512-15 AT-5522-15 AT-5526-15 AT-5527-15 AT-5568-15	23,5 mm	T2324
AT-5512-15 AT-5522-15 AT-5525-15 AT-5526-15 AT-5527-15 AT-5563-20	8,1 mm	T2308
AT-5532-15 AT-5535-15 AT-5541-15 AT-5543-15 AT-5564-15 AT-5567-16	26,5 mm	T2327
AT-5532-15 AT-5535-15 AT-5541-15 AT-5543-15 AT-5564-15	5,5 mm	T2306
AT-5563-20	19,5 mm	T2320

AT-55 Yalıtımlı Seri (AT-55 Insulated Serie)



KOD-CODE	KESİM ÖLÇÜSÜ	AKSESUAR KOD
AT-5513-15 AT-5523-15	23,5 mm	T4324
AT-5513-15 AT-5523-15	8,1 mm	T4308
AT-5533-15 AT-5536-15 AT-5542-15 AT-5544-15	26,5 mm	T4327
AT-5533-15 AT-5536-15 AT-5538-15 AT-5539-15 AT-5542-15 AT-5544-15	5,5 mm	T4306
AT-5538-15 AT-5539-15	18,5 mm	T4319

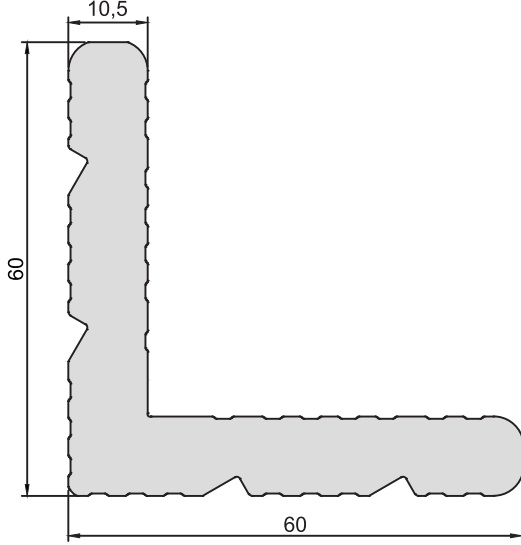
KOD-CODE TEORİK AĞIRLIK
KT-2427-00 THEORETICAL WEIGHT
4,585 Kg/m



KOD-CODE TEORİK AĞIRLIK
KT-2600-00 THEORETICAL WEIGHT
5,857Kg/m

KOD-CODE	KESİM ÖLÇÜSÜ	AKSESUAR KOD
AT-5514-15 AT-5524-15	23,5 mm	T6024
AT-5514-15 AT-5524-15	8,1 mm	T6008
AT-5534-15	26,5 mm	T6027
AT-5534-15	5,5 mm	T6006

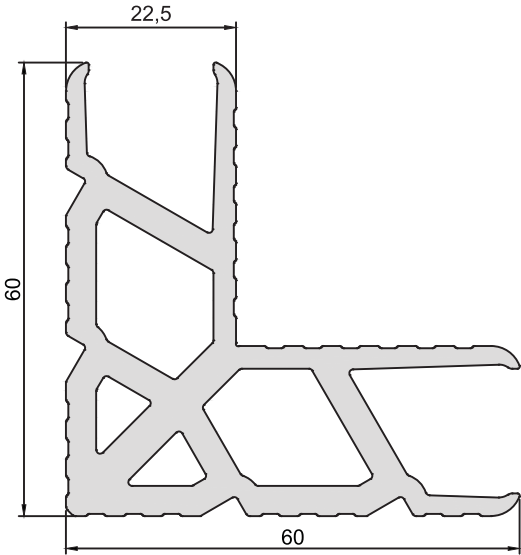
AT-55 Yalıtımlı Seri (AT-55 Insulated Serie)



KOD-CODE TEORİK AĞIRLIK
KT-2105-00 THEORETICAL WEIGHT
2,938 Kg/m

KOD-CODE	KESİM ÖLÇÜSÜ	AKSESUAR KOD
AT-5511-15 AT-5521-15 AT-5515-15	Ragni 4560 W24-H10,5	T1124 P1124
AT-5511-15 AT-5521-15 AT-5515-15	8,1 mm	A1108
AT-5531-15 AT-5537-15	Ragni 2610 W26-H10,4	P1127
AT-5531-15 AT-5537-15	5,5 mm	A1106
AT-5532-15 AT-5535-15 AT-5541-15 AT-5543-15 AT-5564-20 AT-5567-16	5,5 mm	A2306

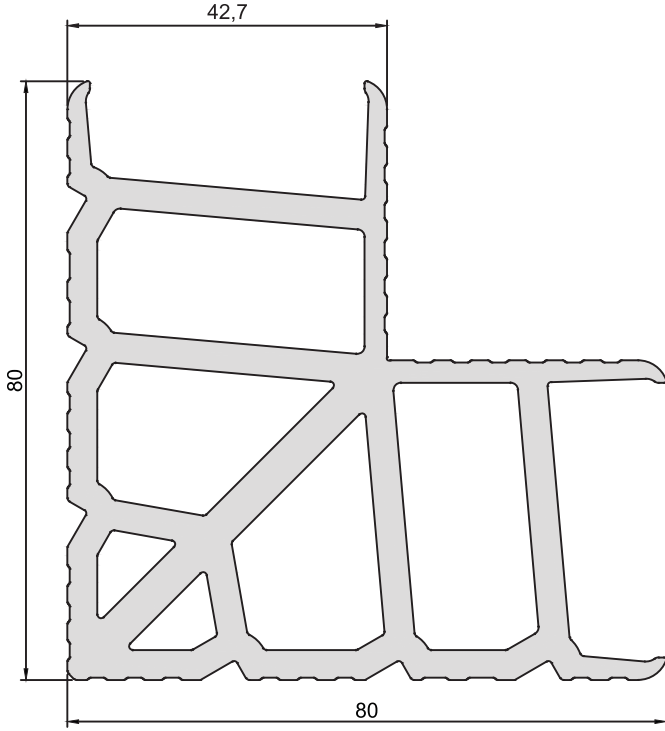
PİMLİ SİSTEM KÖŞE TAKOZU



KOD-CODE TEORİK AĞIRLIK
KT-2225-00 THEORETICAL WEIGHT
2,543 Kg/m

KOD-CODE	KESİM ÖLÇÜSÜ	AKSESUAR KOD
AT-5512-15 AT-5522-15 AT-5526-15 AT-5527-15 AT-5568-15	Ragni 2632 W19,2-H22,5	P2324
AT-5512-15 AT-5522-15 AT-5526-15 AT-5527-15	8,1 mm	A2308
AT-5532-15 AT-5535-15 AT-5541-15 AT-5543-15 AT-5564-20 AT-5567-16	Ragni 2660 W26-H22,5	A2327
AT-5532-15 AT-5535-15 AT-5541-15 AT-5543-15 AT-5564-20 AT-5567-16	5,5 mm	A2306

AT-55 Yalıtımlı Seri (AT-55 Insulated Serie)



KOD-CODE	KESİM ÖLÇÜSÜ	AKSESUAR KOD
AT-5533-15 AT-5536-15 AT-5542-15 AT-5544-15	Monticelli MO45 W26-H42,5	P4327
AT-5533-15 AT-5536-15 AT-5542-15 AT-5544-15	5,5 mm	A4306

KOD-CODE TEORİK AĞIRLIK
KT-2427-00 THEORETICAL WEIGHT
4,585 Kg/m



P1124



P1127



P2324



P2327

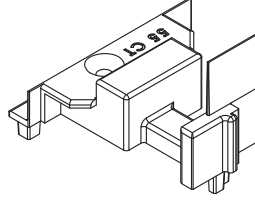


P4327

AT-55 Yalıtımlı Seri (AT-55 Insulated Serie)



AC1-02 2 mm Dış Cam Fitili
1 Koli 12 Kg
1 Koli 250 M



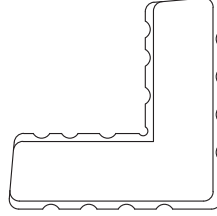
CA-550 Çift Kanat Adaptör Plastiği
1 Takım



AC1-03 3 mm Dış Cam Fitili
1 Koli 15 Kg
1 Koli 280 M



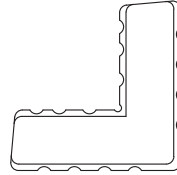
AC1-04 4 mm Dış Cam Fitili
1 Koli 15 Kg
1 Koli 280 M



CA-195 19'luk Plastik Onbaşı
1 Adet



AC1-05 5 mm Dış Cam Fitili
1 Koli 15 Kg
1 Koli 280 M



CA-160 16'luk Plastik Onbaşı
1 Adet



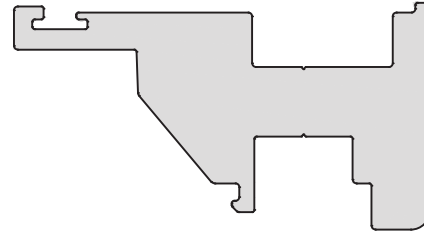
AC2-01 3 mm İç Cam Fitili
1 Koli 12 Kg
1 Koli 330 M



AC2-02 4 mm İç Cam Fitili
1 Koli 10 Kg
1 Koli 210 M



AC2-03 5 mm İç Cam Fitili
1 Koli 15 Kg
1 Koli 215 M



KOD-CODE TEORİK AĞIRLIK
THEORETICAL WEIGHT
CA-2427-00 1,970 Kg/m



AC3-01 Kasa Kanat Bini Fitili
1 Koli 10 Kg
1 Koli 295 M



AC4-01 Orta Tozluk Fitili
1 Koli 10 Kg
1 Koli 95 M

AT-55 Yalıtımlı Seri (AT-55 Insulated Serie)

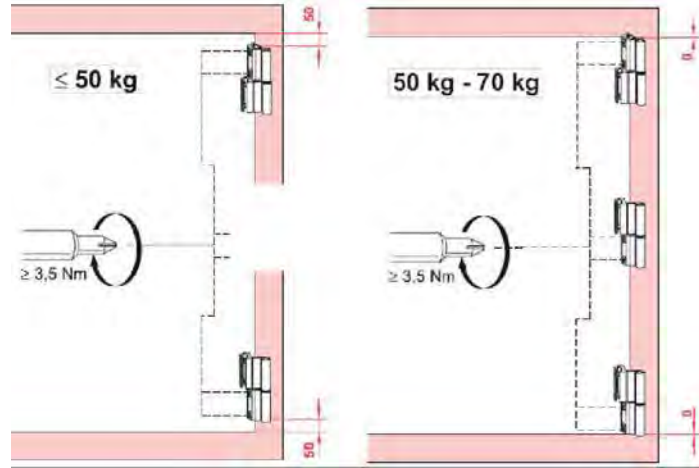
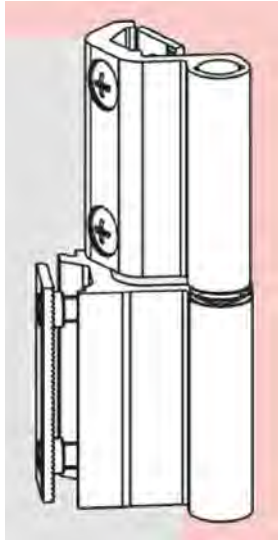


Diagramm 50 kg
Glasgewicht kg/m²
Glass weight kg/m²

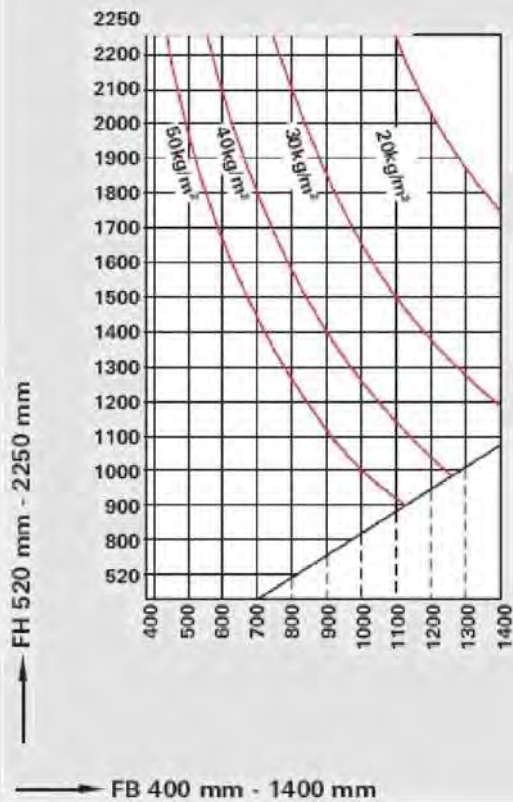
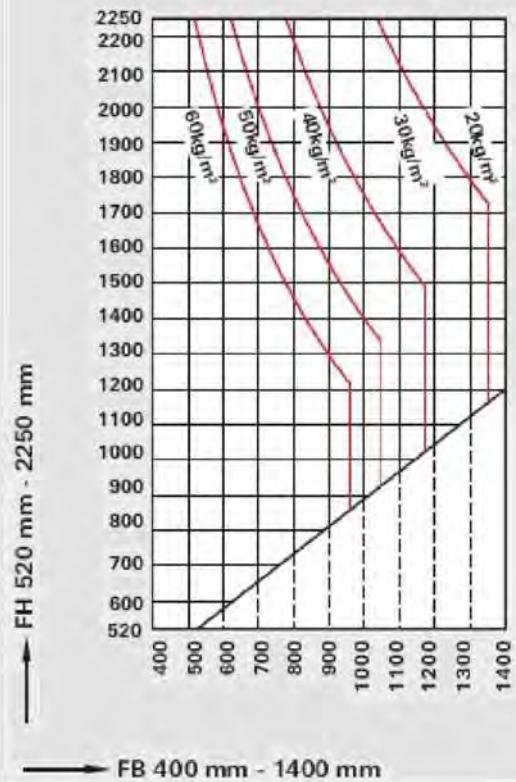


Diagramm 70 kg
Glasgewicht kg/m²
Glass weight kg/m²



AT-55 Yalıtımlı Seri (AT-55 Insulated Serie)



AKSESUAR KOD	AÇIKLAMA
9730	Window Hinge Pencere Mentşesi



AKSESUAR KOD	AÇIKLAMA
5603	Door Hinge Kapı Mentşesi



AKSESUAR KOD	AÇIKLAMA
6001	Window Handle Pencere Kolu



AKSESUAR KOD	AÇIKLAMA
DH 605	Door Handle Pencere Kolu



AKSESUAR KOD	AÇIKLAMA
	Kit All



AKSESUAR KOD	AÇIKLAMA
153 35	Mortise Lock Dilli Kilit



AKSESUAR KOD	AÇIKLAMA
155 35	Mortise Lock Makaralı Kilit

AT-55 Yalıtımlı Seri (AT-55 Insulated Serie)



AKSESUAR KOD	AÇIKLAMA
90 Barale 35/55	Cylinder Barel



AKSESUAR KOD	AÇIKLAMA
Sistem Sürgü	Sürgü

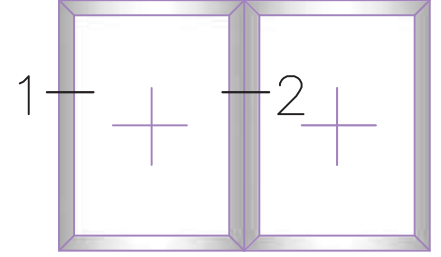


AKSESUAR KOD	AÇIKLAMA
Sistem Çıt Çıt	

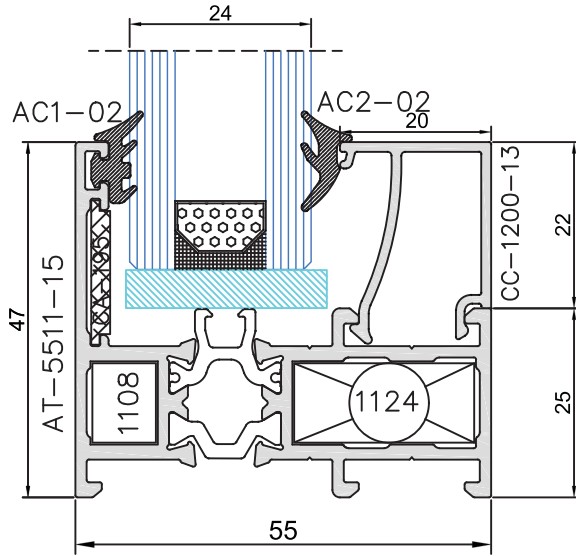


AKSESUAR KOD	AÇIKLAMA
Sistem Vasistas Makası	

AT-55 Yalıtımlı Seri (AT-55 Insulated Serie)

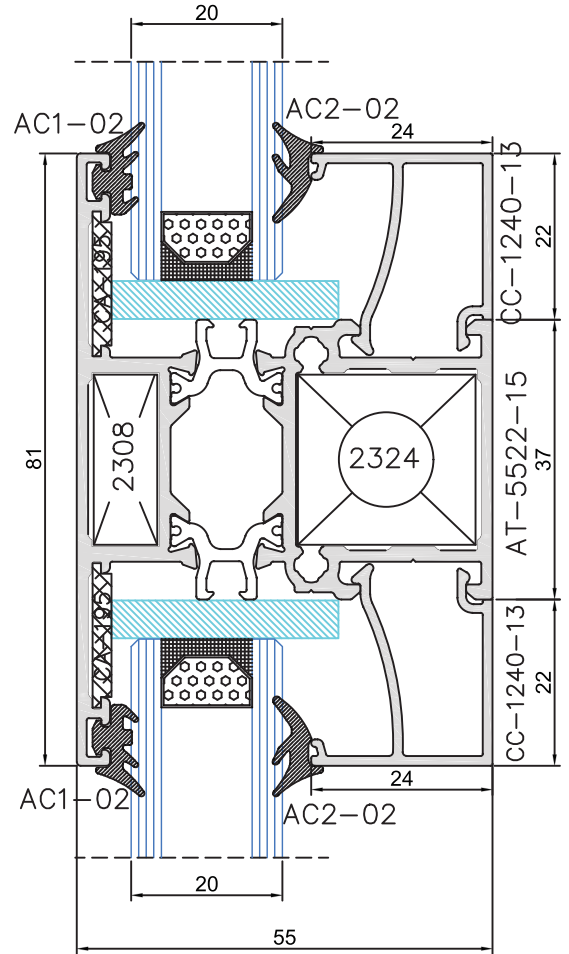


Sabit Cam Ortakayıt



1

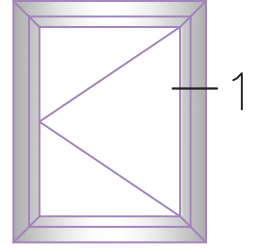
Düz Kasa Detay



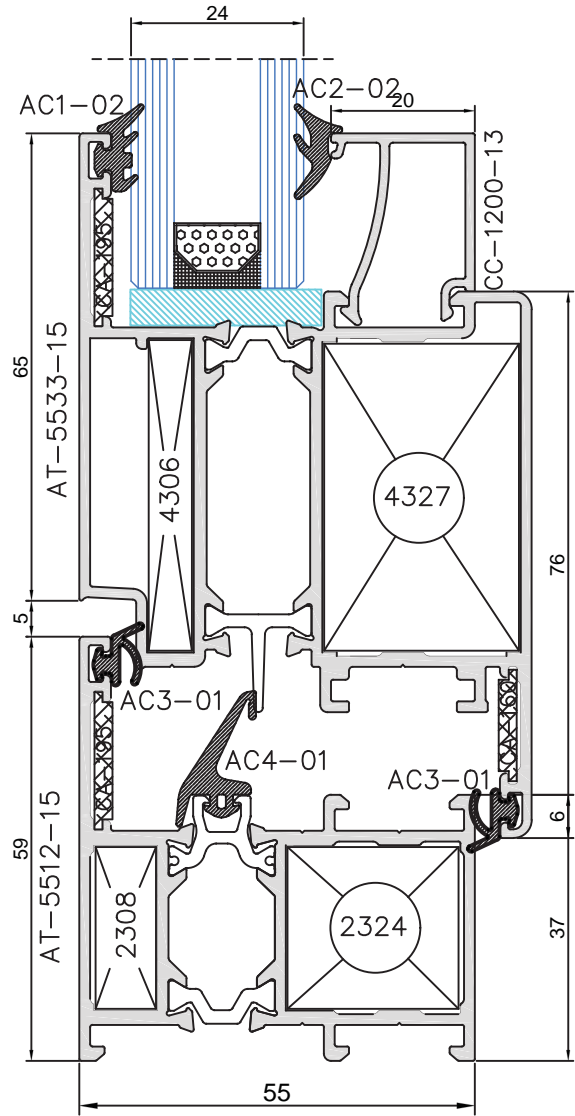
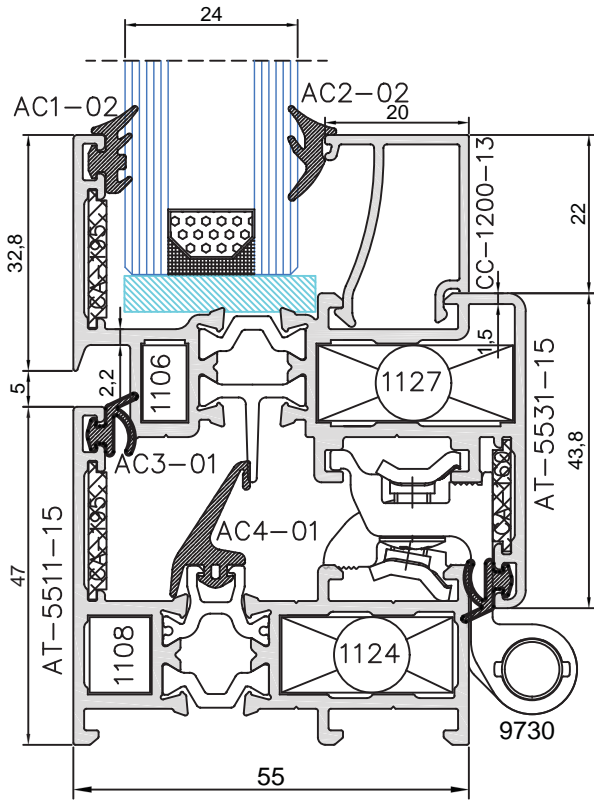
2

Orta Kayıt Detay

AT-55 Yalıtımlı Seri (AT-55 Insulated Serie)

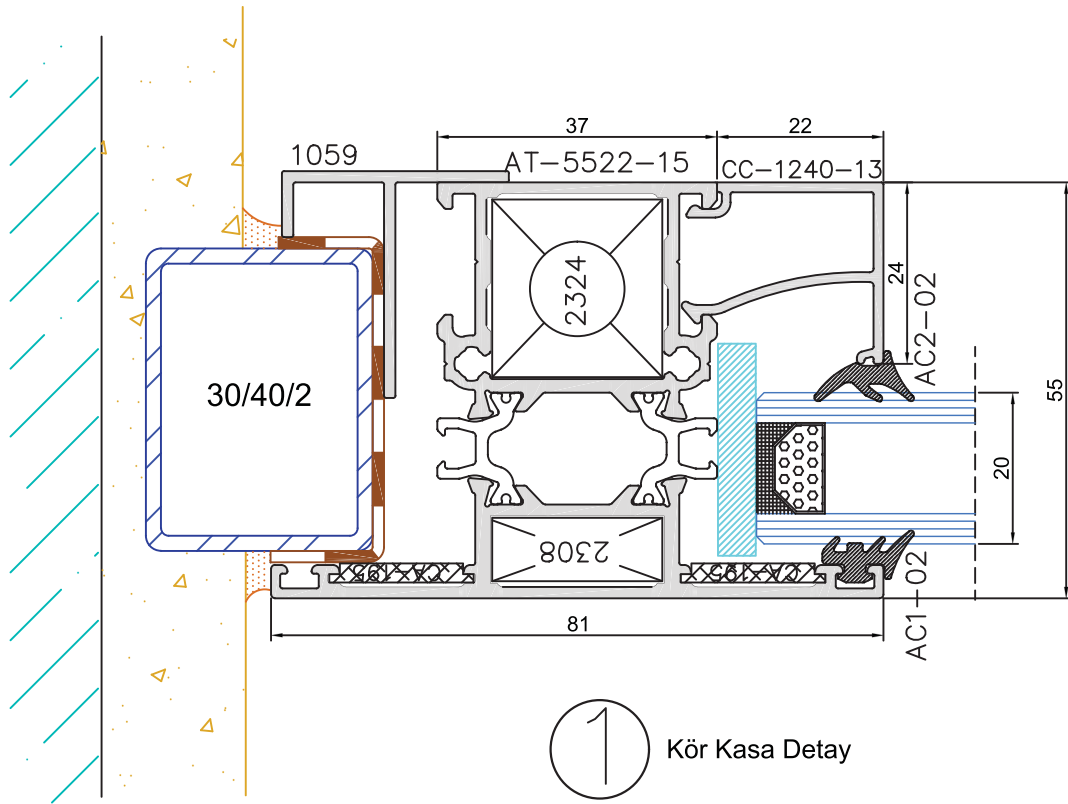
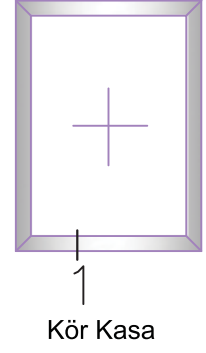


Tek Açılım Pencere



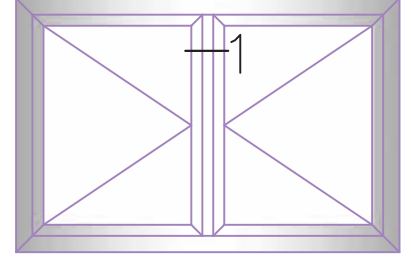
Menteşe Detay

AT-55 Yalıtımlı Seri (AT-55 Insulated Serie)

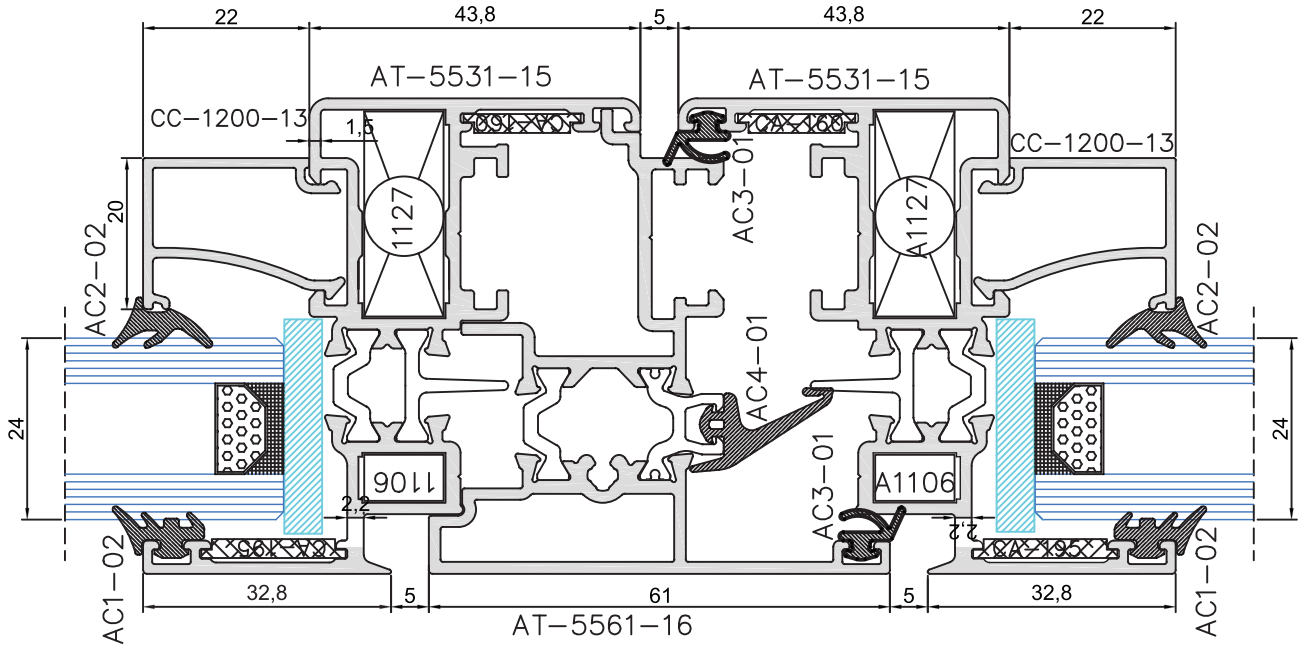


1 Kör Kasa Detay

AT-55 Yalıtımlı Seri (AT-55 Insulated Serie)

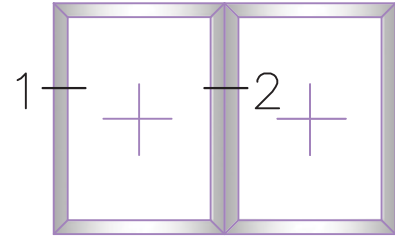
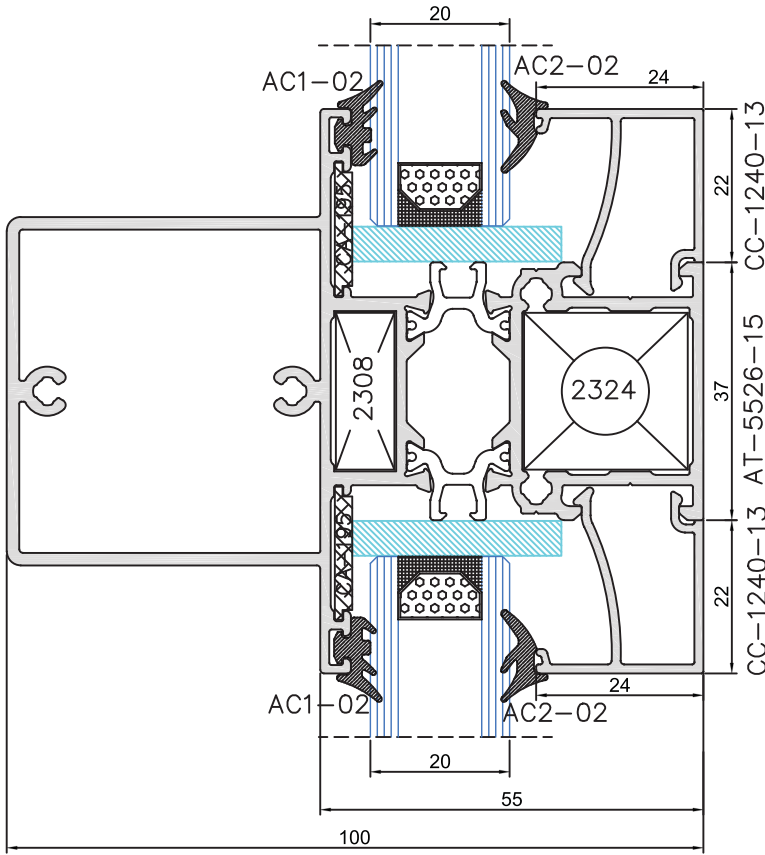


Çift Kanat Pencere



Hareketli Orta Kayıt Açılır Detay

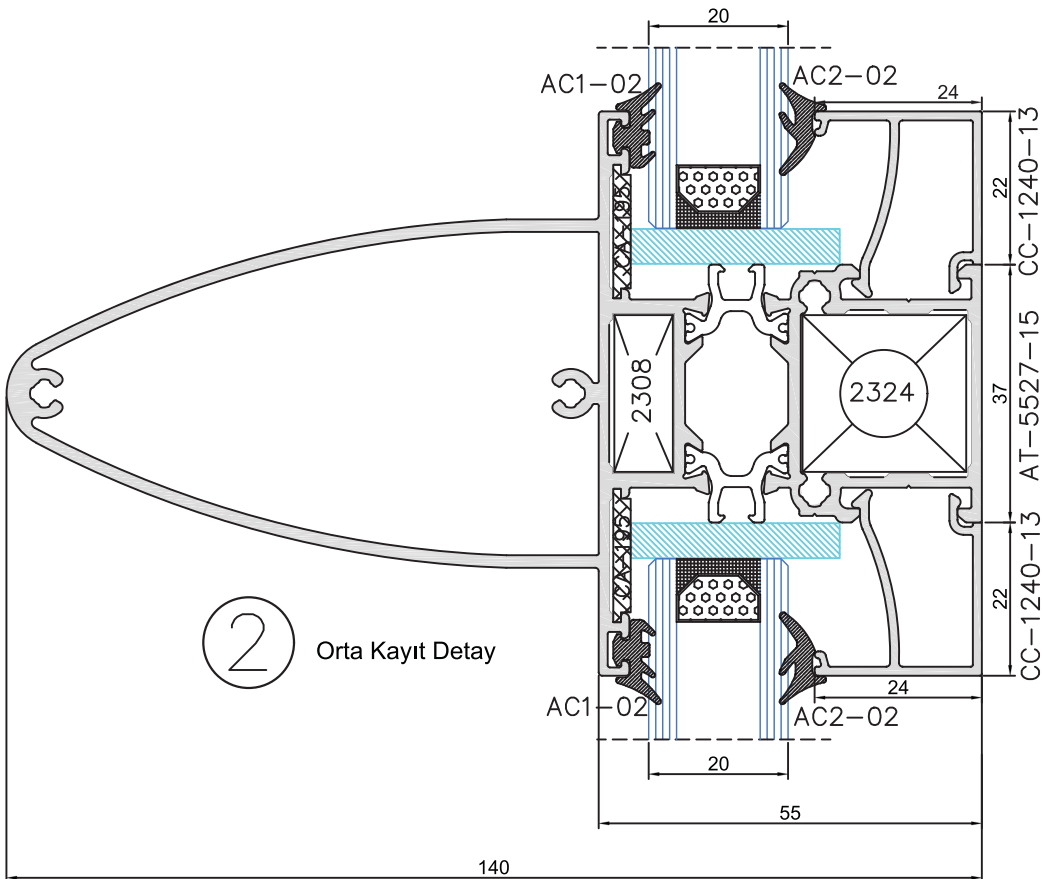
AT-55 Yalıtımlı Seri (AT-55 Insulated Serie)



Destekli Ortakayıt

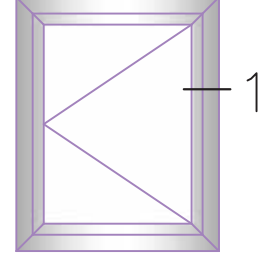


Destekli Orta Kayıt Detay

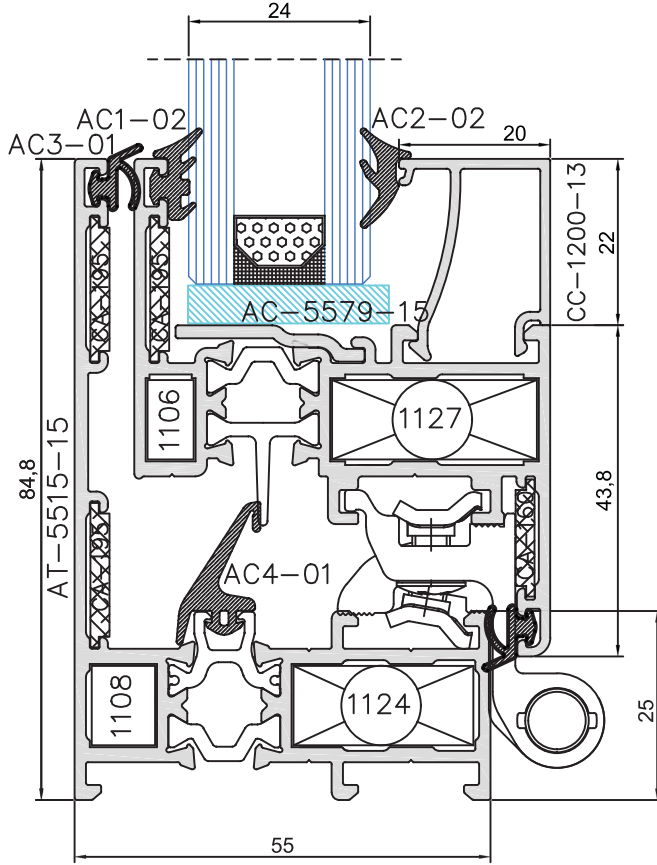


Orta Kayıt Detay

AT-55 Yalıtımlı Seri (AT-55 Insulated Serie)

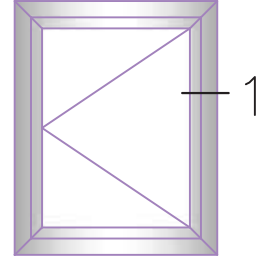


Gizli Kanat Pencere

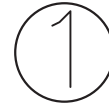
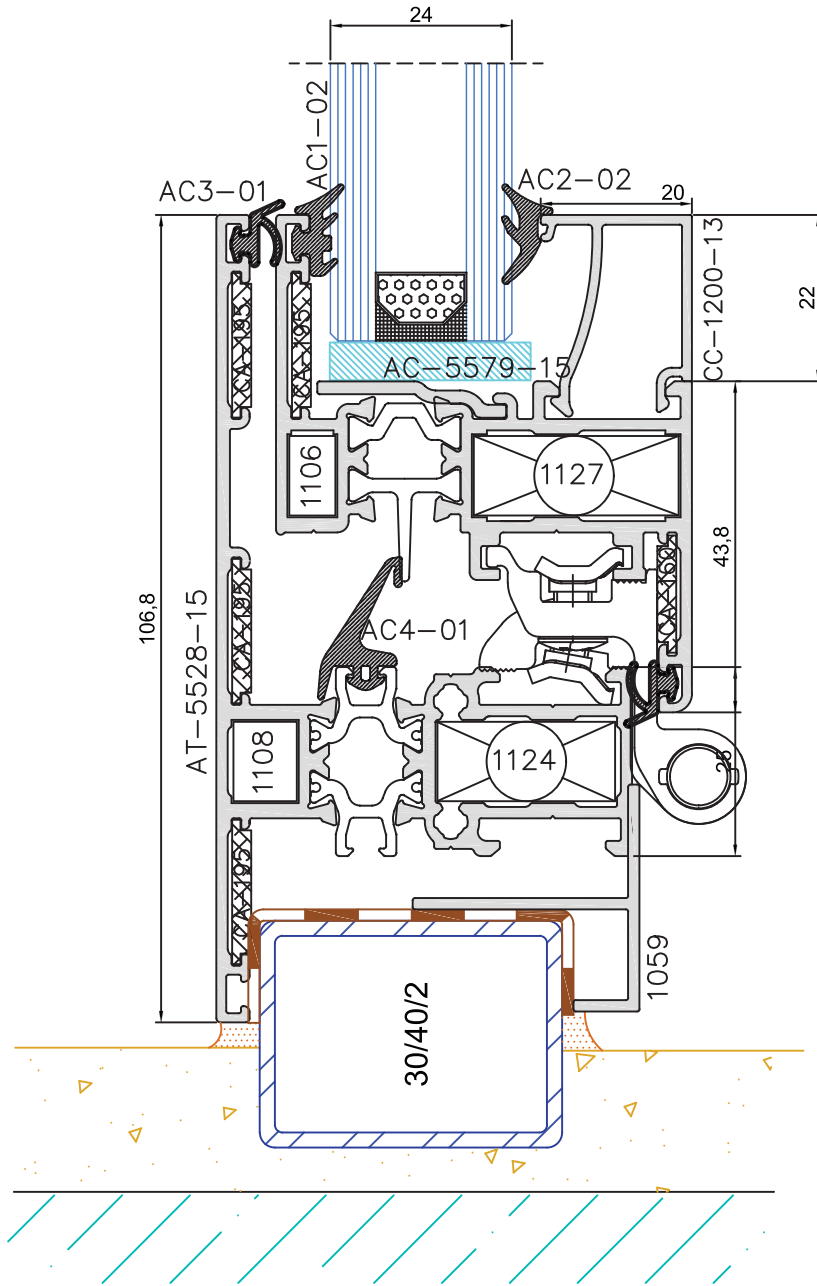


Menteşe Detay

AT-55 Yalıtımlı Seri (AT-55 Insulated Serie)

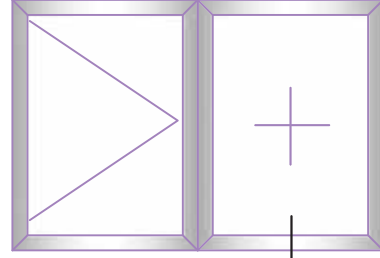


Gizli Kanat Pencere

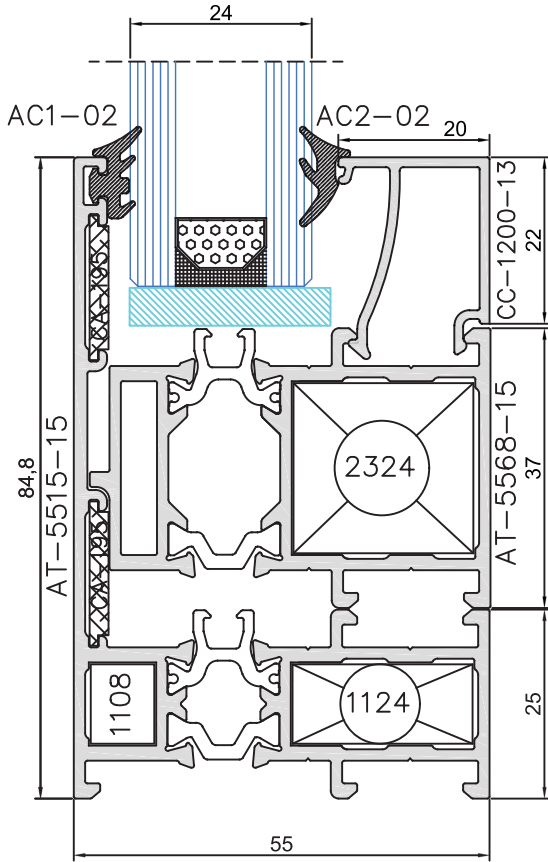


Gizli Kanat Pencere Detayı

AT-55 Yalıtımlı Seri (AT-55 Insulated Serie)

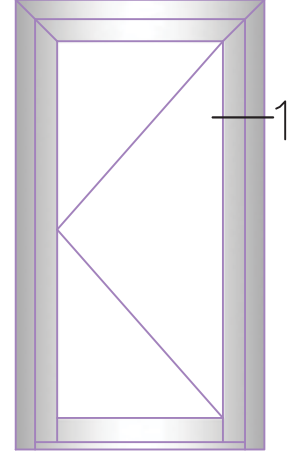
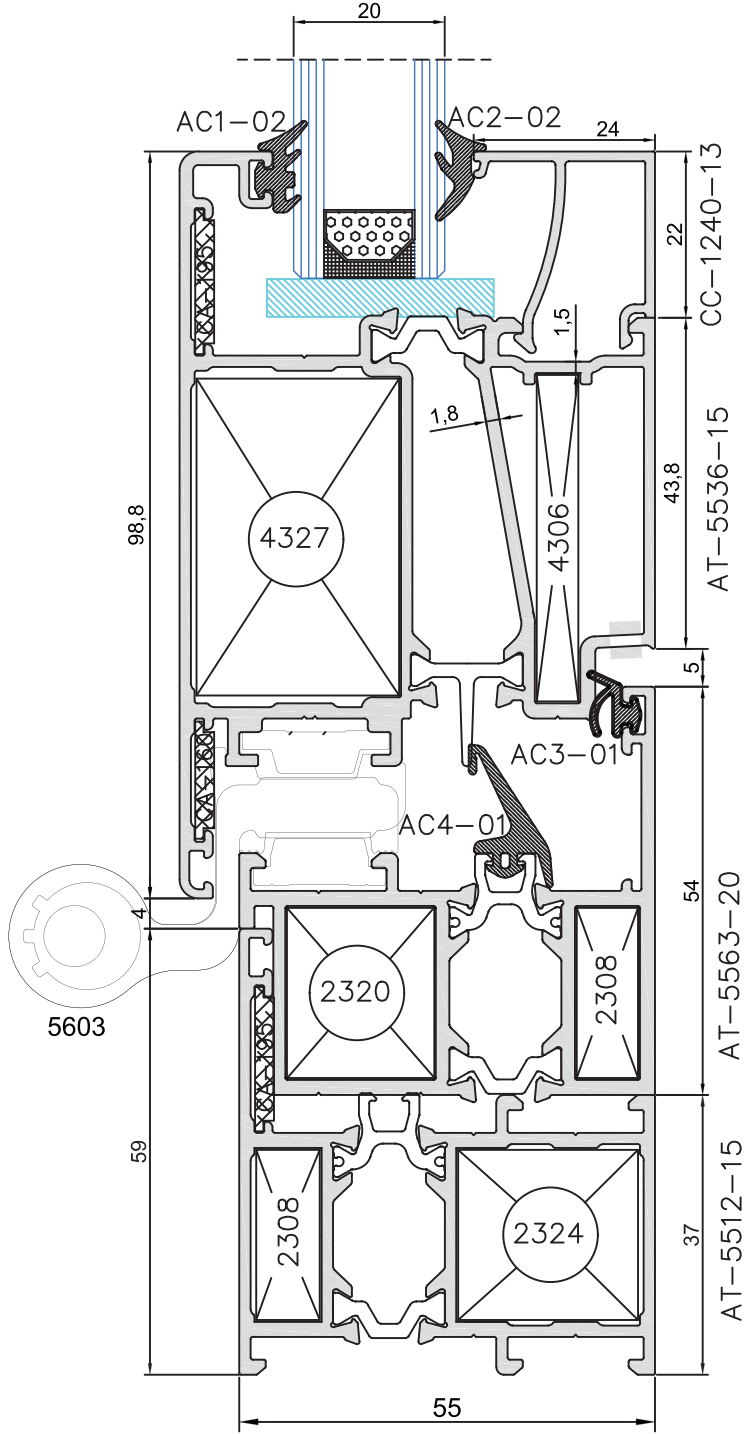


Gizli Kanat Sabit 1



Sabit Detay

AT-55 Yalıtımlı Seri (AT-55 Insulated Serie)

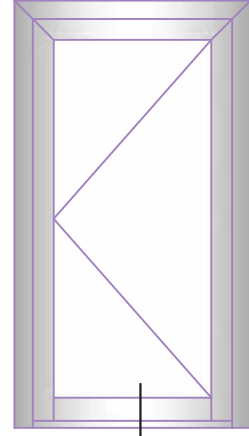
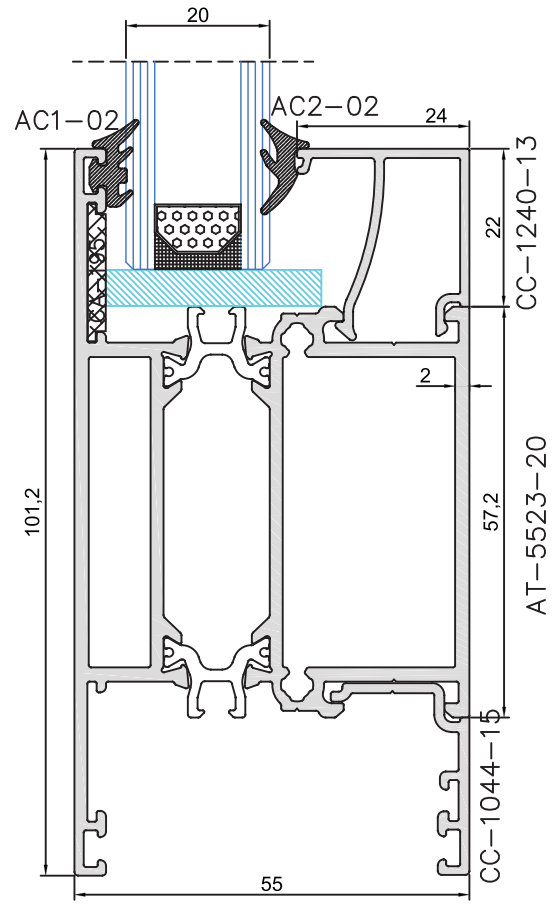
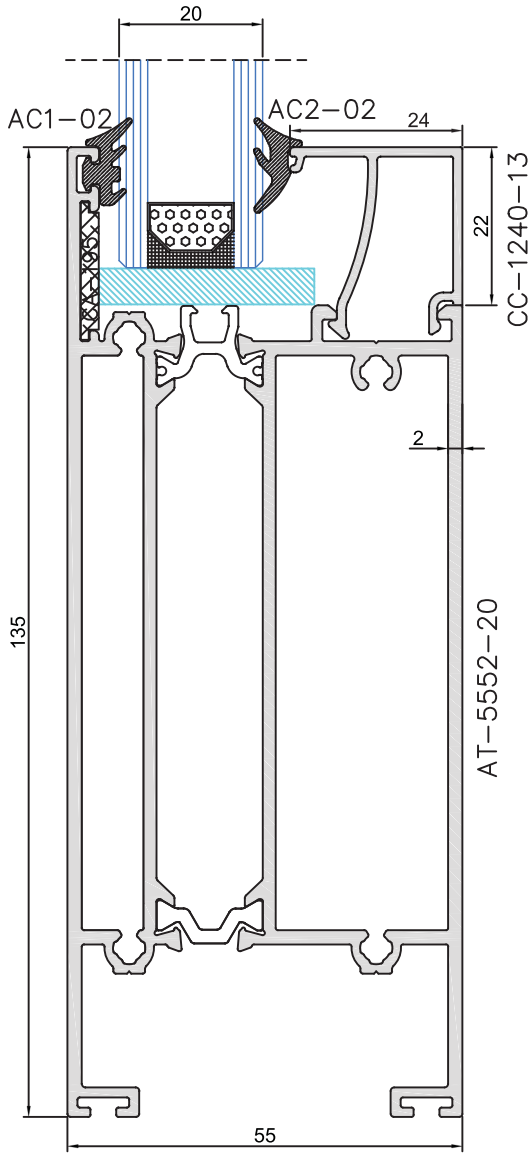


Dışa Açılır Kapı



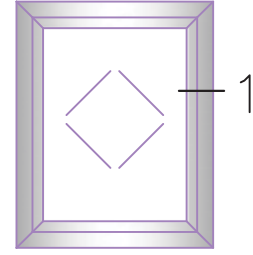
Dışa Açılır Kapı Kasa Detay

AT-55 Yalıtımlı Seri (AT-55 Insulated Serie)

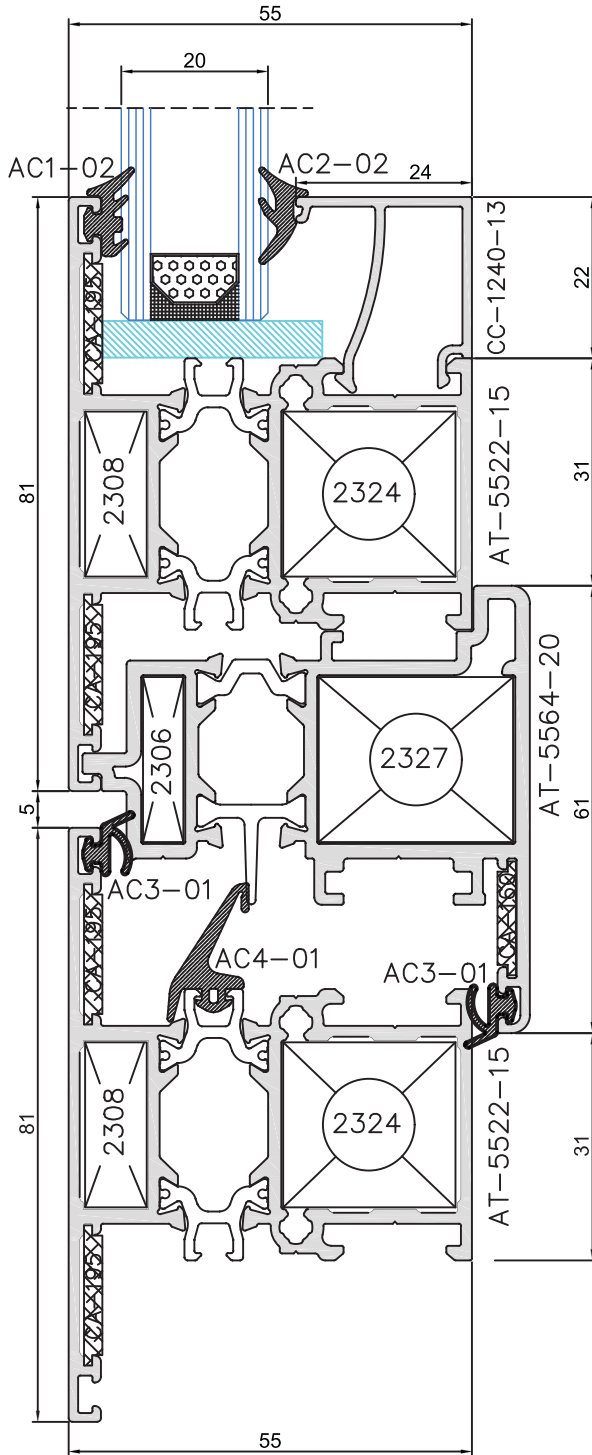


1 Etek Detayı

AT-55 Yalıtımlı Seri (AT-55 Insulated Serie)

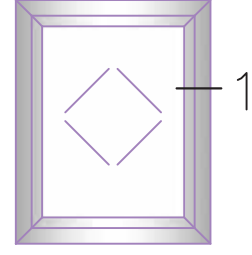
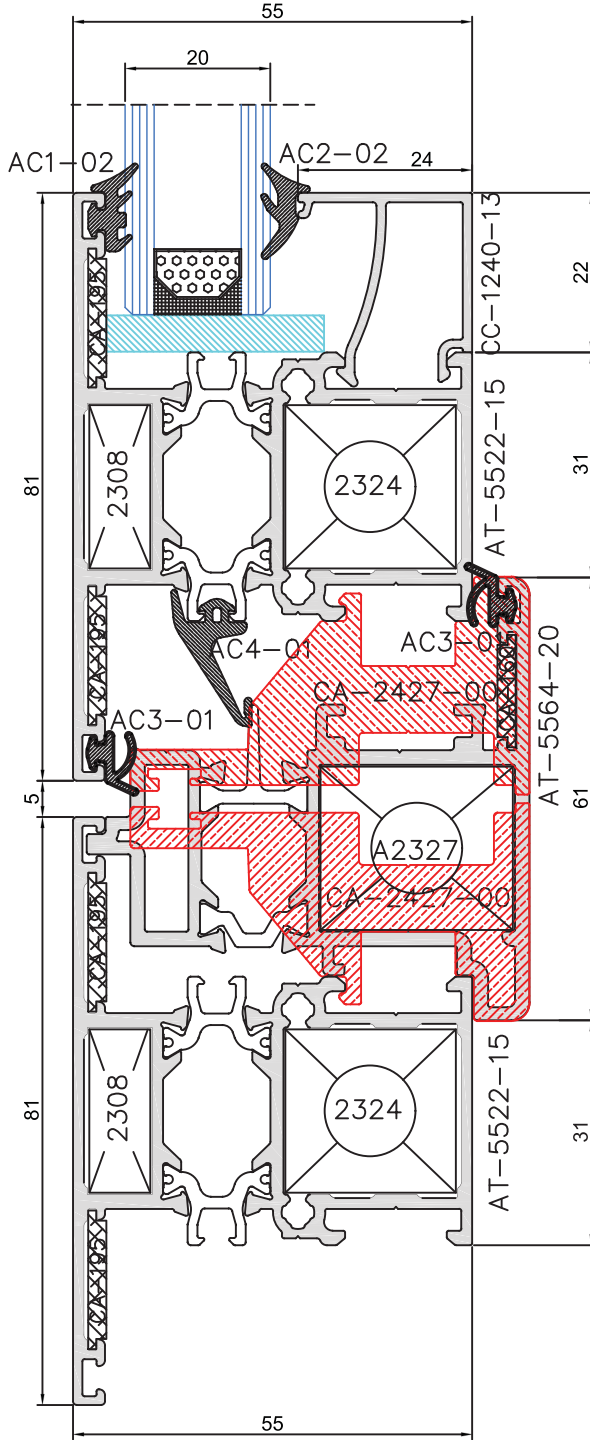


Pivot Kasa



Pivot Menteşe Detay

AT-55 Yalıtımlı Seri (AT-55 Insulated Serie)

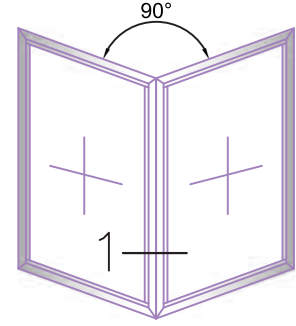


Pivot Kasa

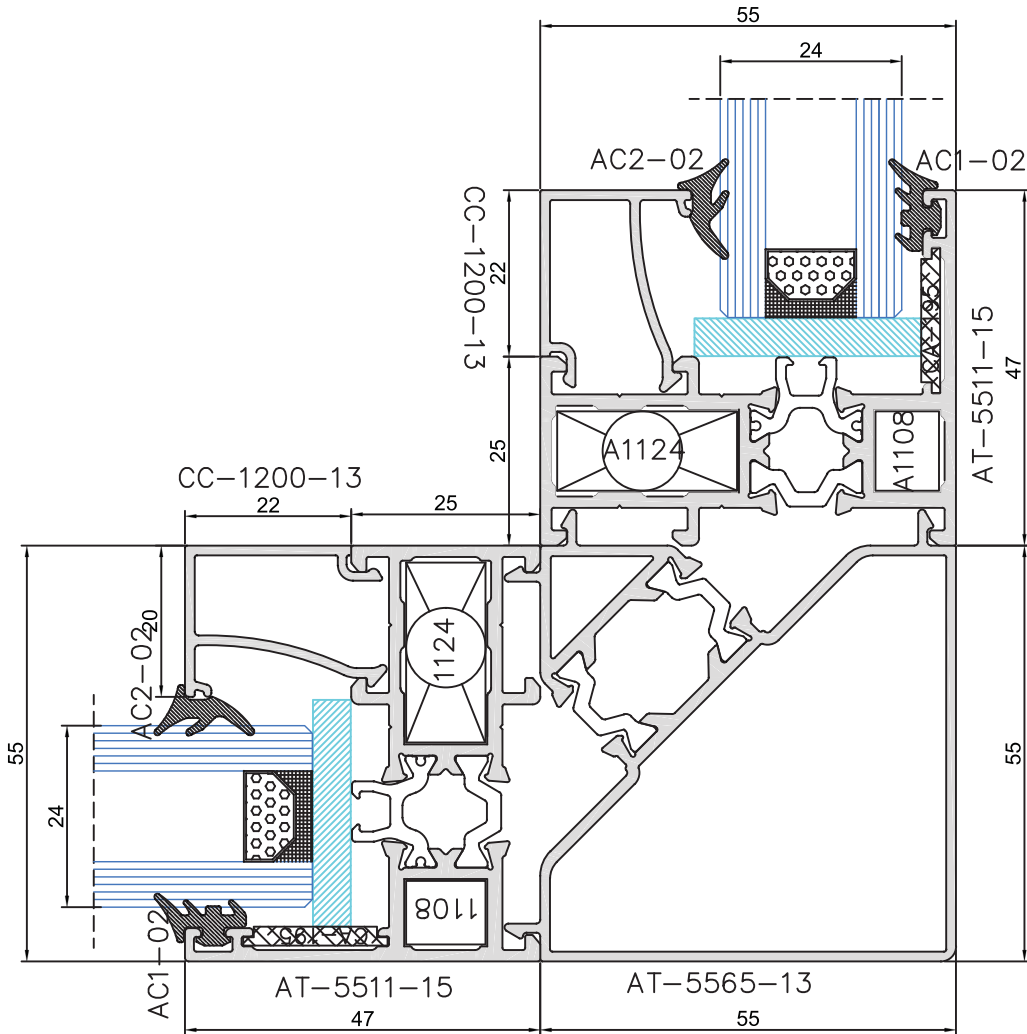


Pivot Menteşe Detay

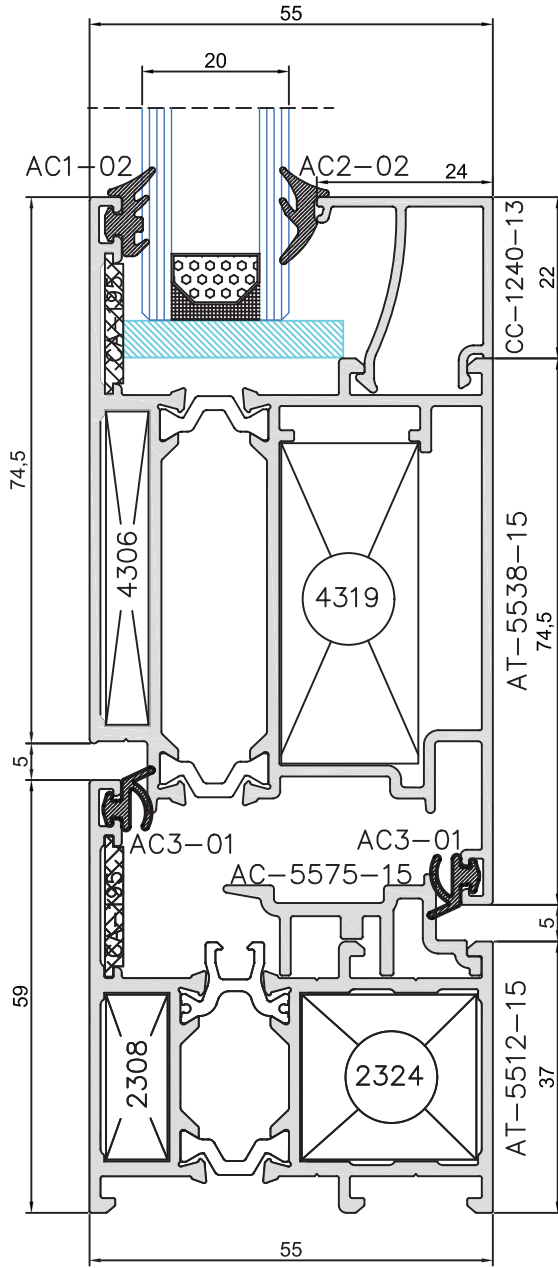
AT-55 Yalıtımlı Seri (AT-55 Insulated Serie)



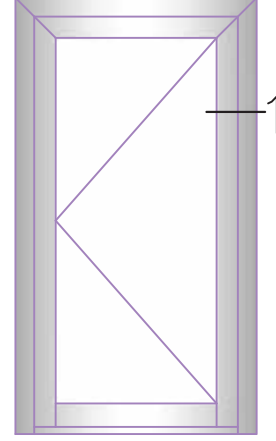
90° Köşe Dönüş



AT-55 Yalıtımlı Seri (AT-55 Insulated Serie)

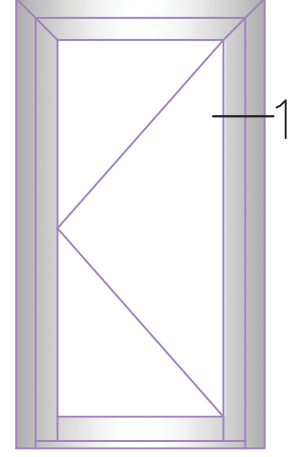
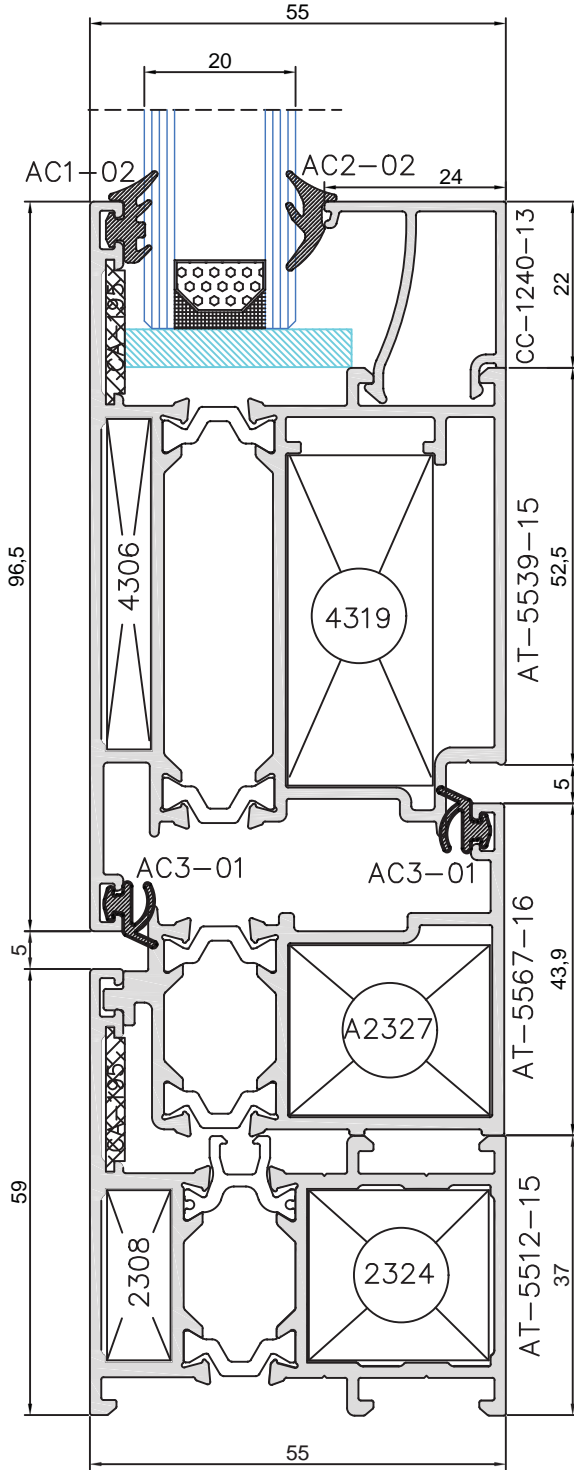


Hemyüz Kapı Kasa Detay

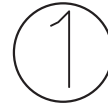


Hemyüz İçe Açılır Kapı

AT-55 Yalıtımlı Seri (AT-55 Insulated Serie)

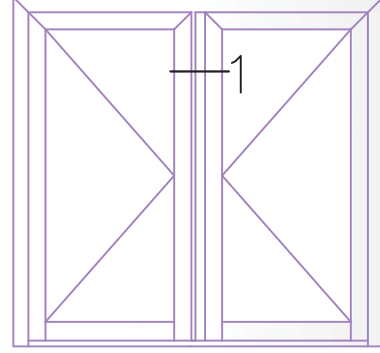
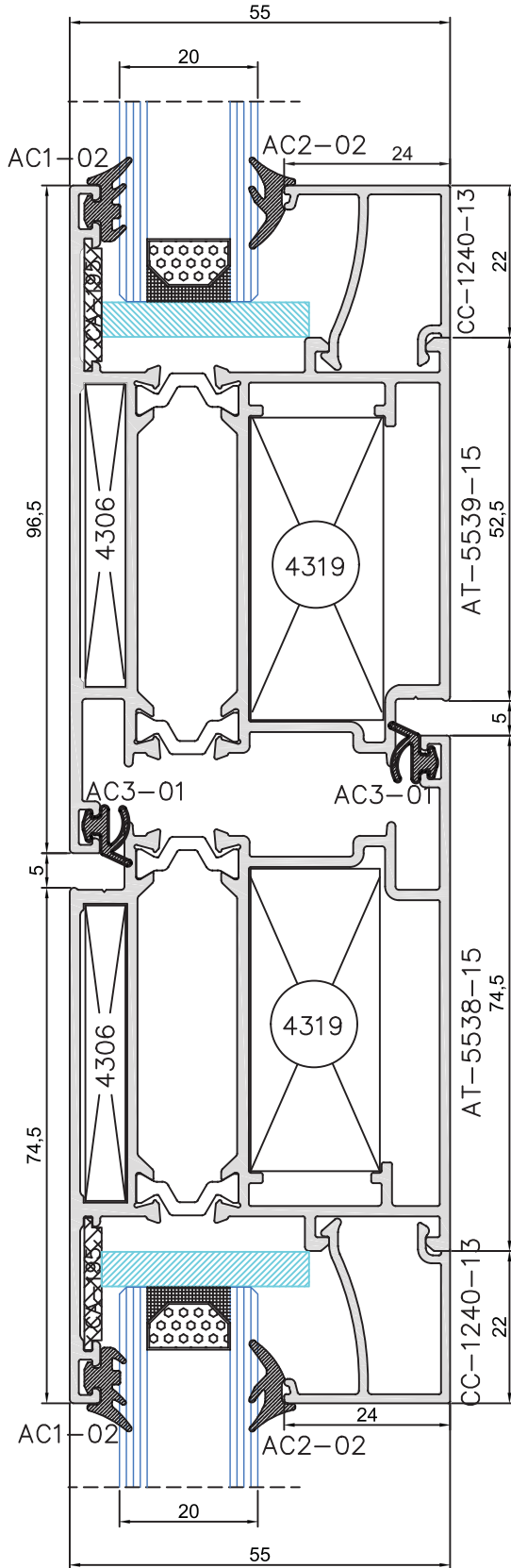


Hemyüz Dışa Açılır Kapı Kasa



Hemyüz Dışa Açılır Kanat Detayı

AT-55 Yalıtımlı Seri (AT-55 Insulated Serie)

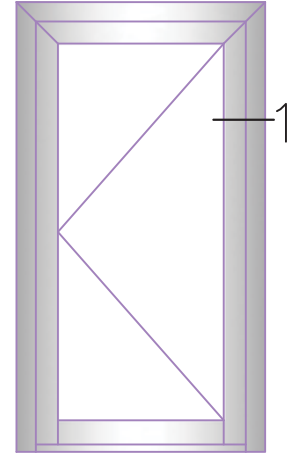
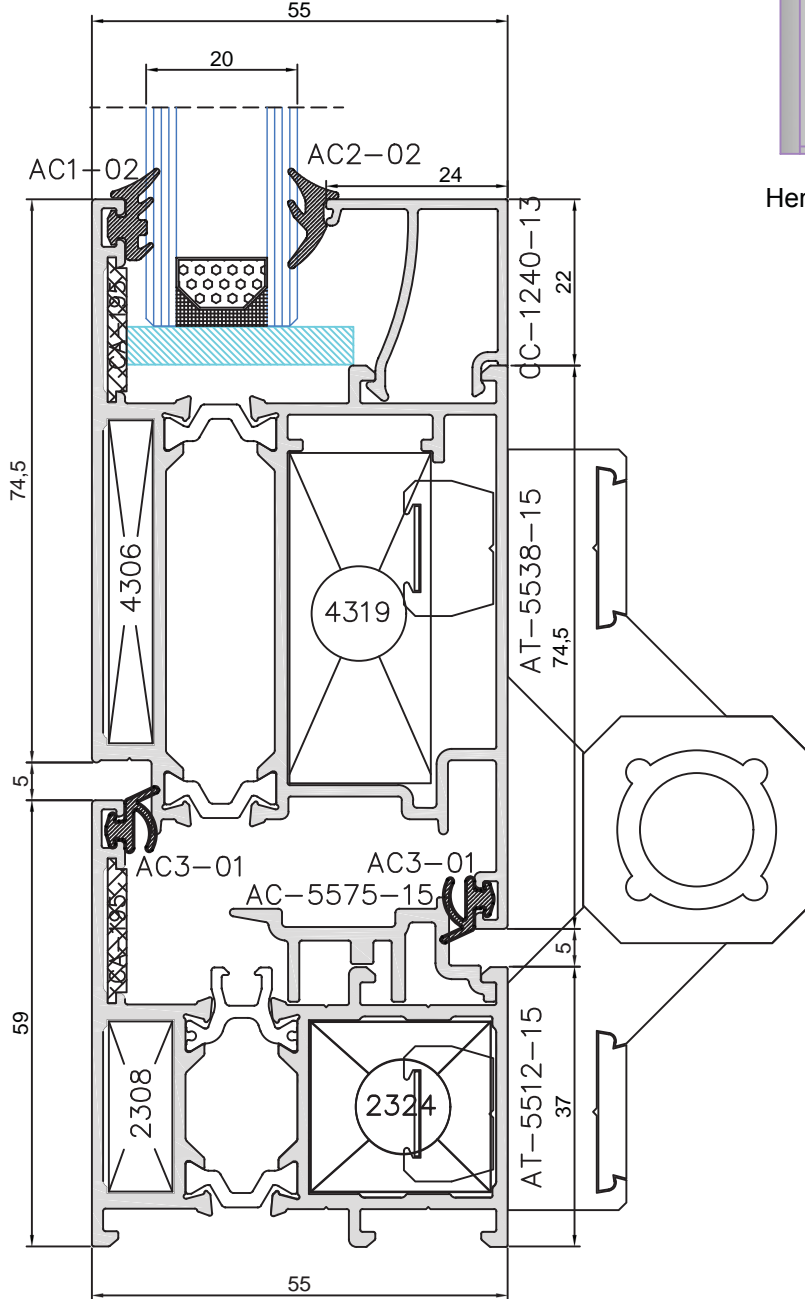


Hemyüz Çift Kanat Kapı Adaptörü



Hemyüz
Hareketli Orta Kayıt Kapı Açılır Detay

AT-55 Yalıtımlı Seri (AT-55 Insulated Serie)

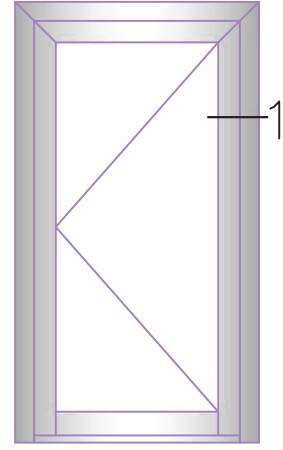
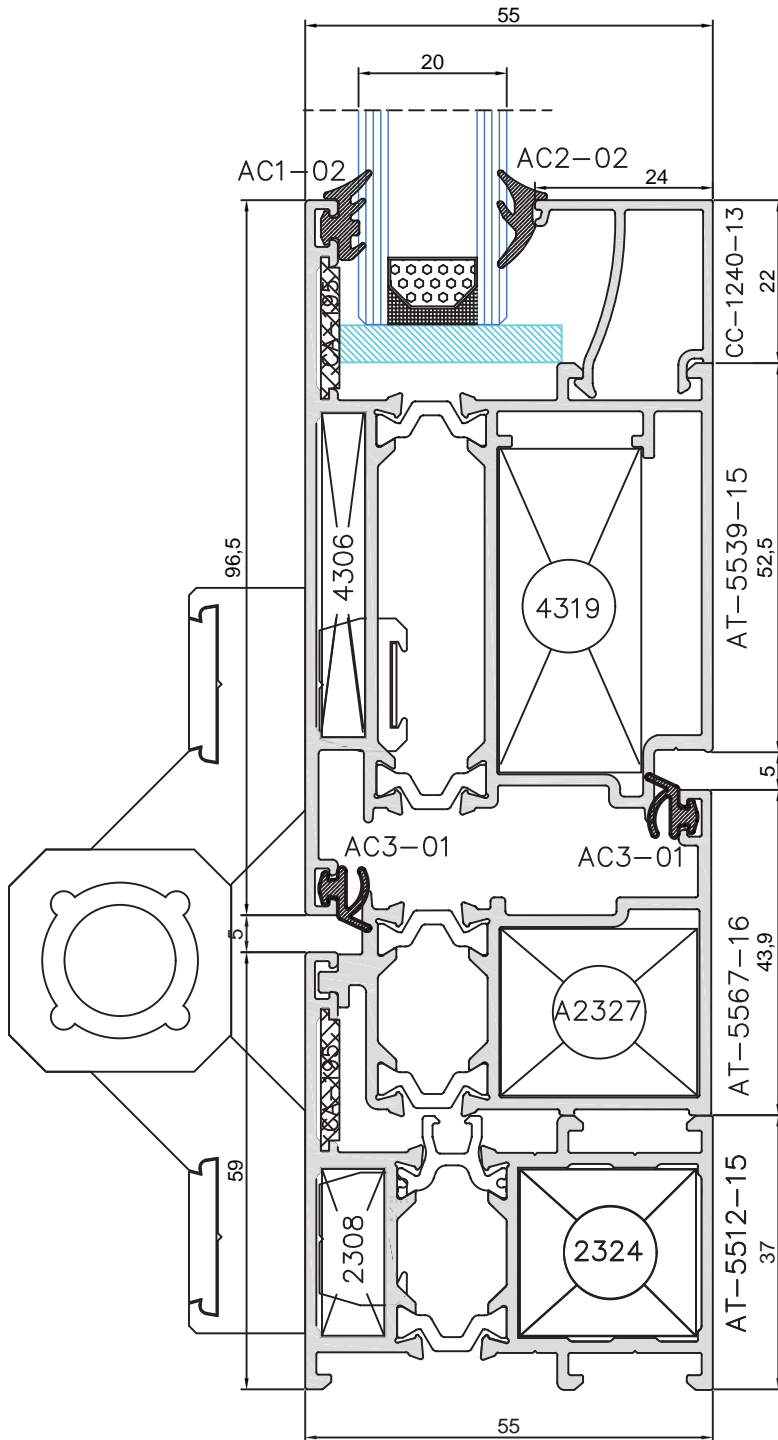


Hemyüz İçe Açılır Kapı

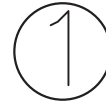


Hemyüz Kapı Menteşe Detay

AT-55 Yalıtımlı Seri (AT-55 Insulated Serie)

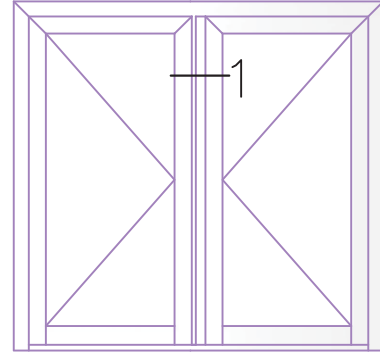
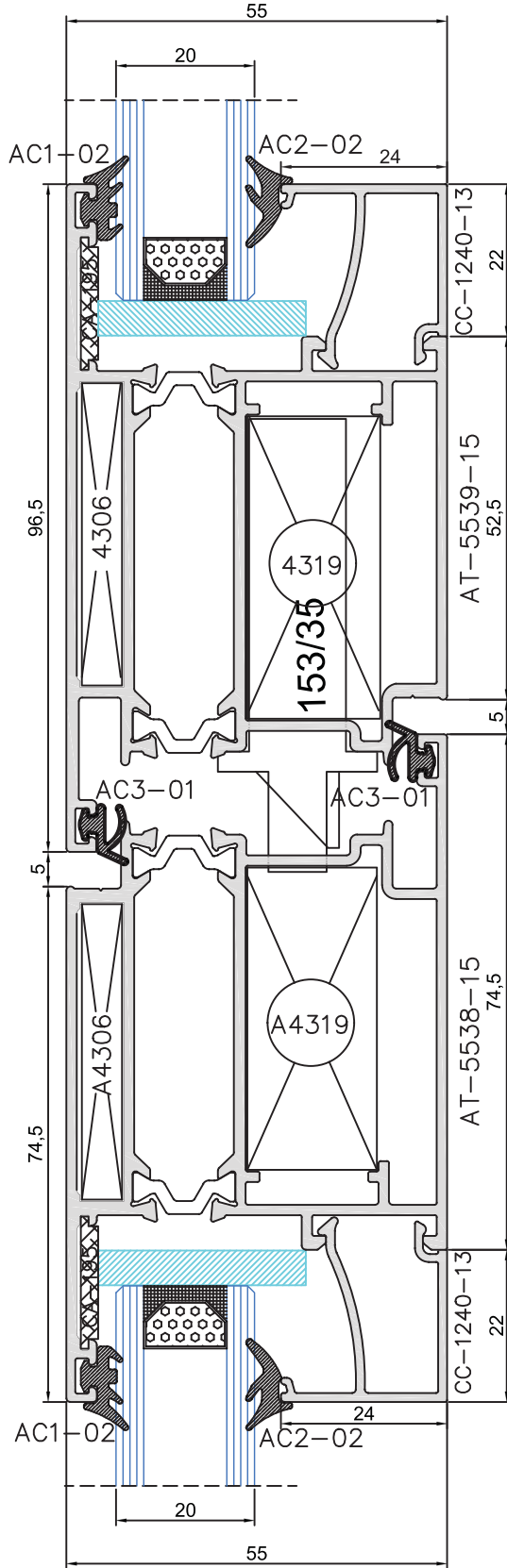


Dışa Açılım Kapı



Hemşüz Kapı Menteşe Detay

AT-55 Yalıtımlı Seri (AT-55 Insulated Serie)

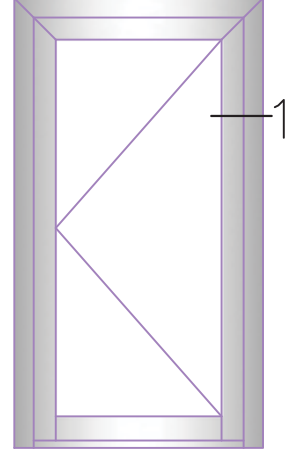
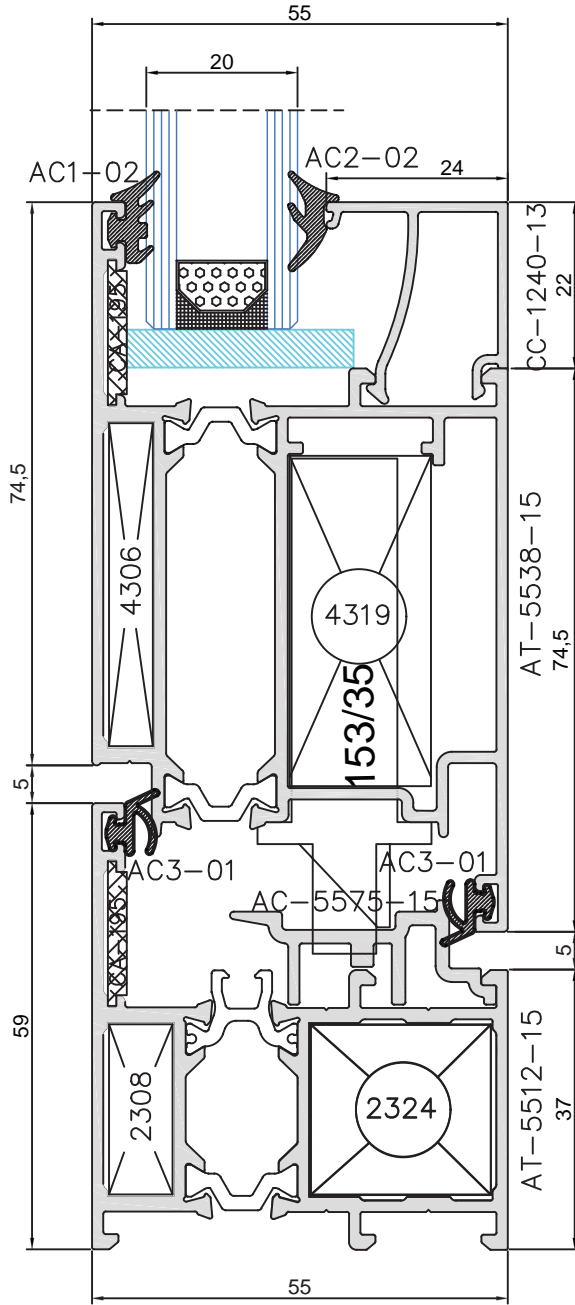


Hemyüz Çift Kanat

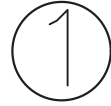


Hemyüz Kapı Kilit Detay

AT-55 Yalıtımlı Seri (AT-55 Insulated Serie)

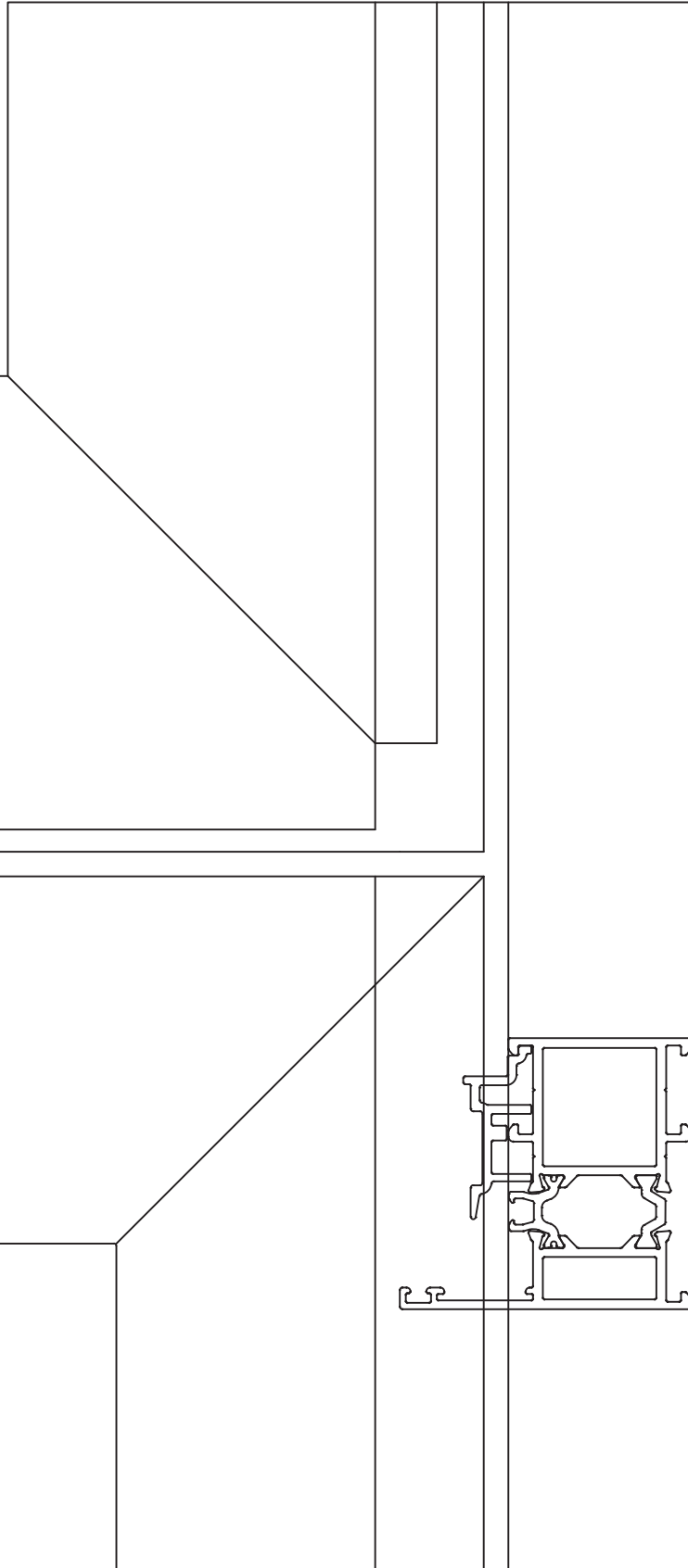
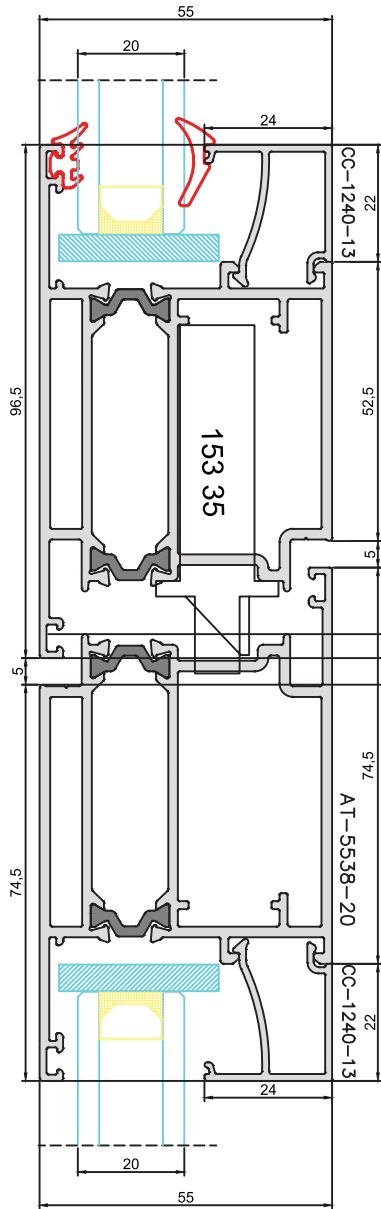


Hemyüz İe Aılır Kapı

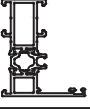
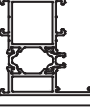
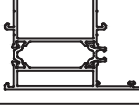
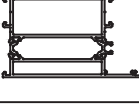
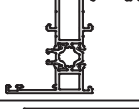
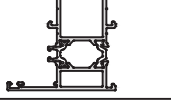
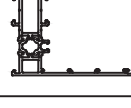
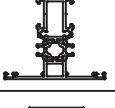
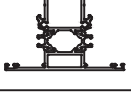
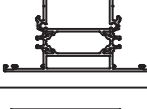
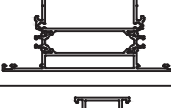
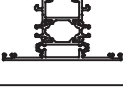
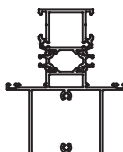


Hemyüz Kapı Kilit Detay

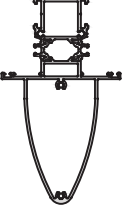
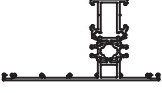
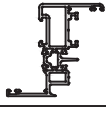
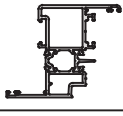
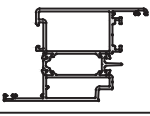
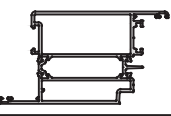
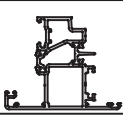
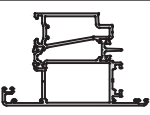
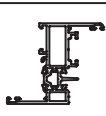
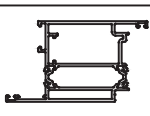
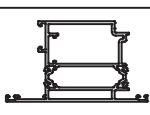
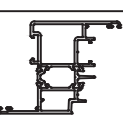
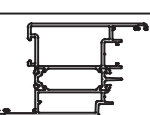
AT-55 Yalıtımlı Seri (AT-55 Insulated Serie)



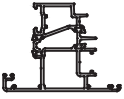
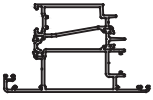
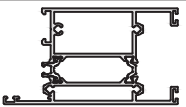



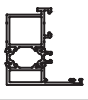



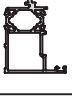




AT-55 Yalıtımlı Seri (AT-55 Insulated Serie)

	KOD-CODE	TEORİK AĞIRLIK THEORETICAL WEIGHT Kg/m	AÇIKLAMA		
	AT-5511-20	1,198	L Kasa Profili		
	AT-5512-20	1,458	L Kasa Profili		
	AT-5513-20	1,875	L Kasa Profili		
	AT-5514-20	2,232	L Kasa Profili		
	AT-5516-20	1,354	Z Kasa Profili		
	AT-5517-20	1,614	Z Kasa Profili		
	AT-5515-20	1,407	Gizli L Kasa Profili		
	AT-5521-20	1,375	Ortakayıt Profili		
	AT-5522-20	1,635	Ortakayıt Profili		
	AT-5523-20	2,051	Ortakayıt Profili		
	AT-5524-20	2,407	Ortakayıt Profili		
	AT-5525-20	1,727	Ortakayıt Profili		
	AT-5526-20	2,429	Destekli Ortakayıt Profili		













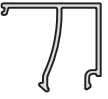

AT-55 Yalıtımlı Seri (AT-55 Insulated Serie)

	KOD-CODE	TEORİK AĞIRLIK THEORETICAL WEIGHT Kg/m	AÇIKLAMA		
	AT-5527-20	2,661	Destekli Ortakayıt Profili		
	AT-5528-20	1,584	Gizli Kanat Ortakayıt Profili		
	AT-5531-20	1,431	Kanat Profili		
	AT-5532-20	1,700	Kanat Profili		
	AT-5533-20	2,117	Kanat Profili		
	AT-5534-20	2,474	Kanat Profili		
	AT-5535-20	1,836	Kanat Profili		
	AT-5536-20	2,248	Kanat Profili		
	AT-5537-20	1,360	Gizli Kanat Profili		
	AT-5538-20	2,065	Hem Yüz Kanat Profili		
	AT-5539-20	2,065	Hem Yüz Kanat Profili		
	AT-5541-20	1,793	PVC 13 Aks Kanat Profili		
	AT-5542-20	2,209	PVC 13 Aks Kanat Profili		

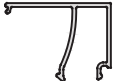
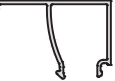
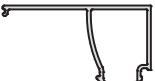
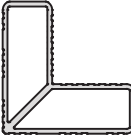
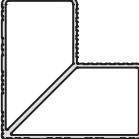
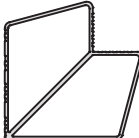
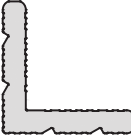
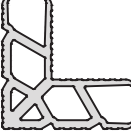
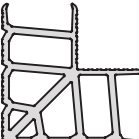
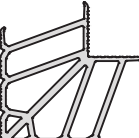
AT-55 Yalıtımlı Seri (AT-55 Insulated Serie)

	KOD-CODE	TEORİK AĞIRLIK THEORETICAL WEIGHT Kg/m	AÇIKLAMA		
	AT-5543-20	1,922	PVC 13 Aks Kanat Profili		
	AT-5544-20	2,337	PVC 13 Aks Kanat Profili		
	AT-5551-20	2,291	Etek Profili		
	AT-5552-20	3,012	Etek Profili		
	AT-5561-16	1,217	Hareketli Ortakayıt Profili		
	AT-5562-16	1,244	PVC Hareketli Ortakayıt Profili		
	AT-5563-20	1,337	Dışa Açılım Adaptör Profili		
	AT-5564-20	1,548	Pivot Profili		
	AT-5565-13	1,250	90° Dönüş Profili		
	AT-5566-16	1,147	Dönüş Profili		
	AT-5567-16	1,031	Hem Yüz Dışa Açılım		
	AT-5568-20	1,200	Çıta Yükseltme Adaptör Profili		
	1059	0,265	30x40 KUTU T BİNi		
	1060	0,254	30x50 KUTU T BİNi		
	765	0,138	TİJ PROFİLİ		

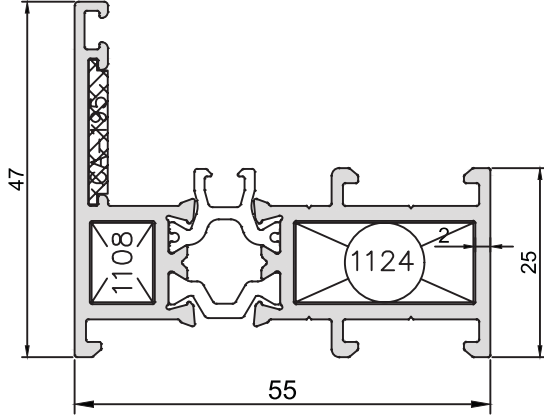
AT-55 Yalıtımlı Seri (AT-55 Insulated Serie)

	KOD-CODE	TEORİK AĞIRLIK THEORETICAL WEIGHT Kg/m	AÇIKLAMA		
	AC-5573-15	0,155	Adaptör Profili		
	AC-5574-15	0,110	Kasa Adaptör Profili		
	AC-5575-15	0,332	Hem Yüz Adaptör Profili		
	AC-5576-15	0,296	Pervaz Profili		
	AC-5577-15	0,377	Pervaz Profili		
	AC-5578-15	0,136	Damlalık Profili		
	AC-5579-15	0,120	Cam Destek Profili		
	CC-1044-15	0,212	Cam Çıtası Profili		
	CC-1120-13	0,254	Cam Çıtası Profili		
	CC-1160-13	0,260	Cam Çıtası Profili		
	CC-1200-13	0,270	Cam Çıtası Profili		
	CC-1240-13	0,285	Cam Çıtası Profili		
	CC-1300-13	0,305	Cam Çıtası Profili		
	CC-1340-13	0,320	Cam Çıtası Profili		

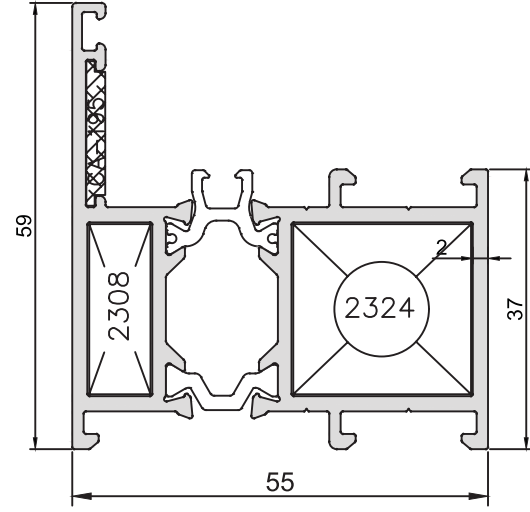
AT-55 Yalıtımlı Seri (AT-55 Insulated Serie)

	KOD-CODE	TEORİK AĞIRLIK THEORETICAL WEIGHT Kg/m	AÇIKLAMA		
	CC-1360-13	0,327	Cam Çıtası Profili		
	CC-1400-13	0,341	Cam Çıtası Profili		
	CC-1506-13	0,378	Cam Çıtası Profili		
	KT-1225-00	1,508	22,5mm Köşe Takozu		
	KT-1427-00	2,146	43,7mm Köşe Takozu		
	KT-1600-00	2,604	60,5mm Köşe Takozu		
	KT-2105-00	2,938	10,5mm Köşe Takozu		
	KT-2225-00	2,543	22,5mm Köşe Takozu		
	KT-2427-00	4,585	43,7mm Köşe Takozu		
	KT-2600-00	5,857	60,5mm Köşe Takozu		

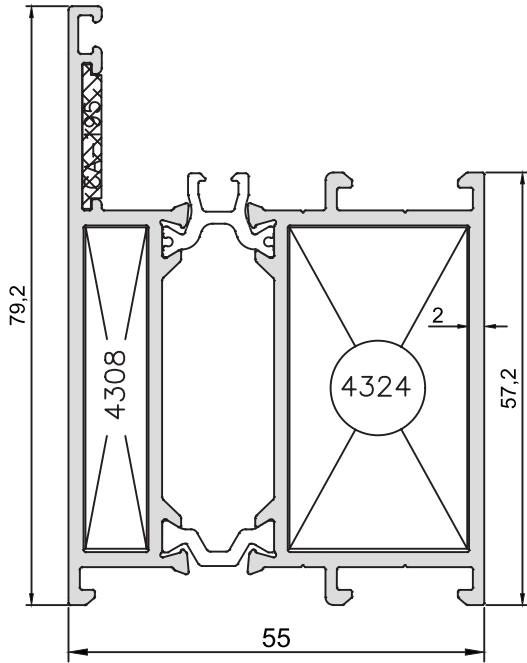
AT-55 Yalıtımlı Seri (AT-55 Insulated Serie)



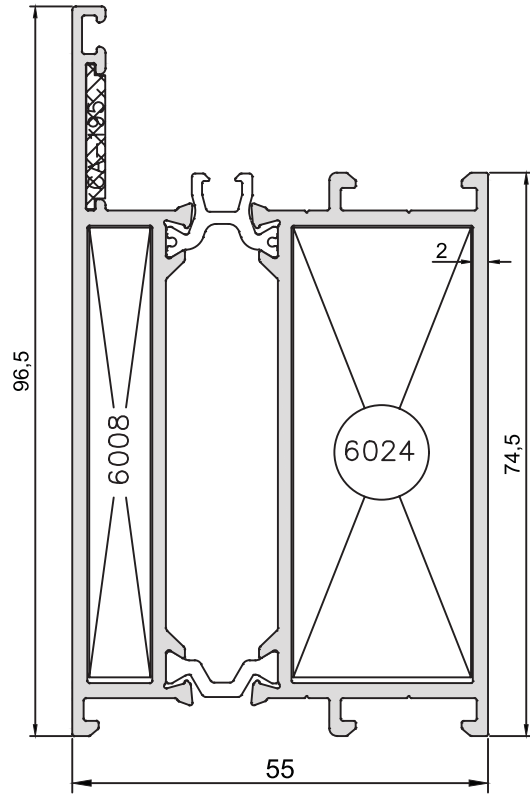
KOD-CODE TEORİK AĞIRLIK
AT-5511-20 THEORETICAL WEIGHT
1,198 Kg/m



KOD-CODE TEORİK AĞIRLIK
AT-5512-20 THEORETICAL WEIGHT
1,458 Kg/m

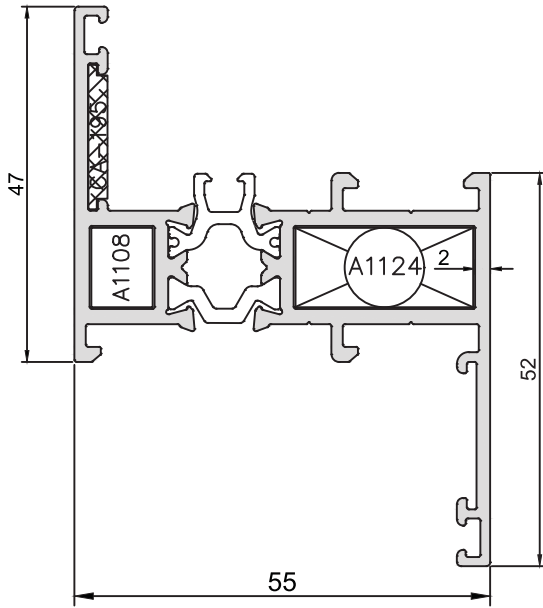


KOD-CODE TEORİK AĞIRLIK
AT-5513-20 THEORETICAL WEIGHT
1,875 Kg/m



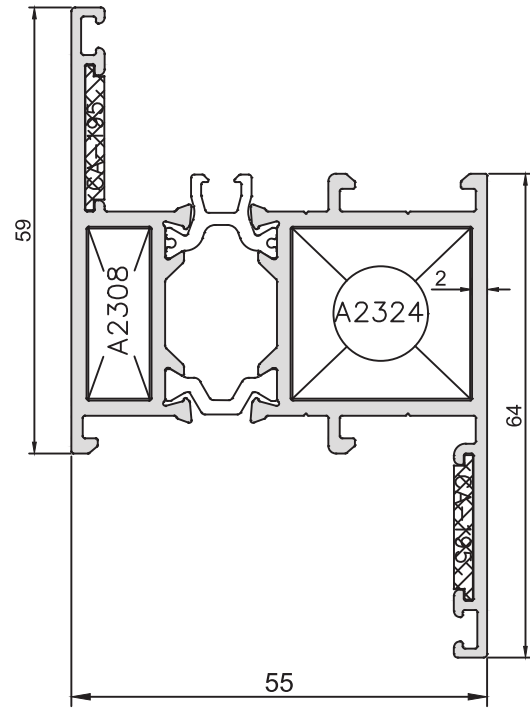
KOD-CODE TEORİK AĞIRLIK
AT-5514-20 THEORETICAL WEIGHT
2,232 Kg/m

AT-55 Yalıtımlı Seri (AT-55 Insulated Serie)



KOD-CODE
AT-5516-20

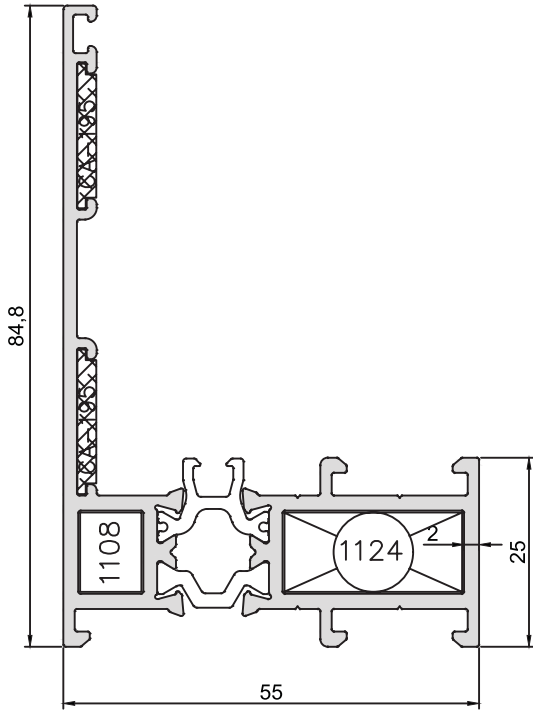
TEORİK AĞIRLIK
THEORETICAL WEIGHT
1,354 Kg/m



KOD-CODE
AT-5517-20

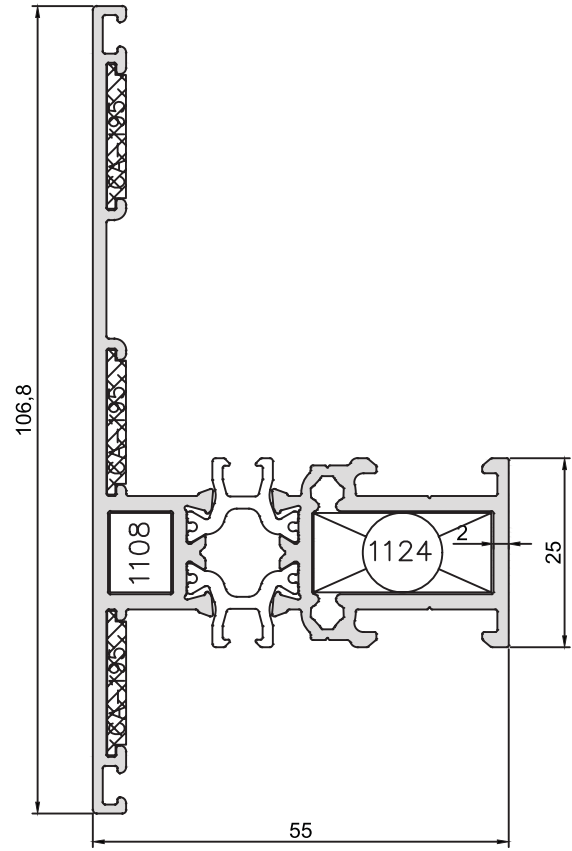
TEORİK AĞIRLIK
THEORETICAL WEIGHT
1,614 Kg/m

AT-55 Yalıtımlı Seri (AT-55 Insulated Serie)



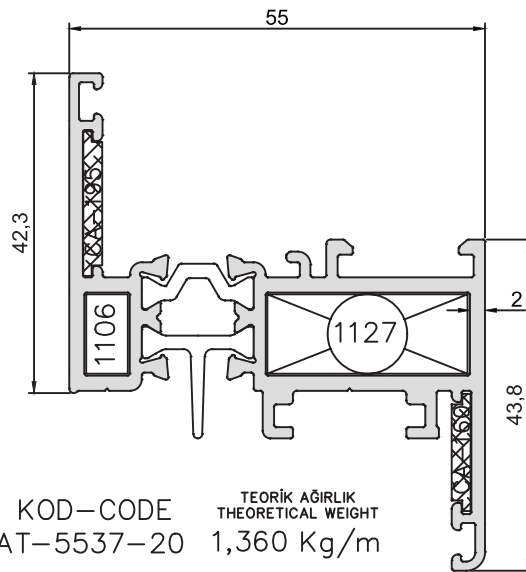
KOD-CODE
AT-5515-20

TEORİK AĞIRLIK
THEORETICAL WEIGHT
1,407 Kg/m



KOD-CODE
AT-5528-20

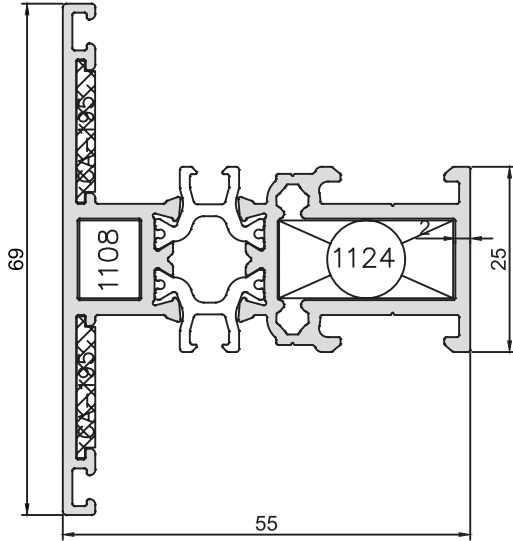
TEORİK AĞIRLIK
THEORETICAL WEIGHT
1,584 Kg/m



KOD-CODE
AT-5537-20

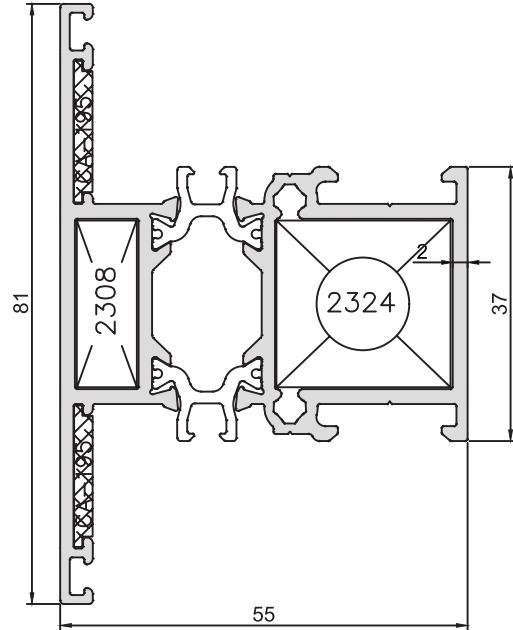
TEORİK AĞIRLIK
THEORETICAL WEIGHT
1,360 Kg/m

AT-55 Yalıtımlı Seri (AT-55 Insulated Serie)



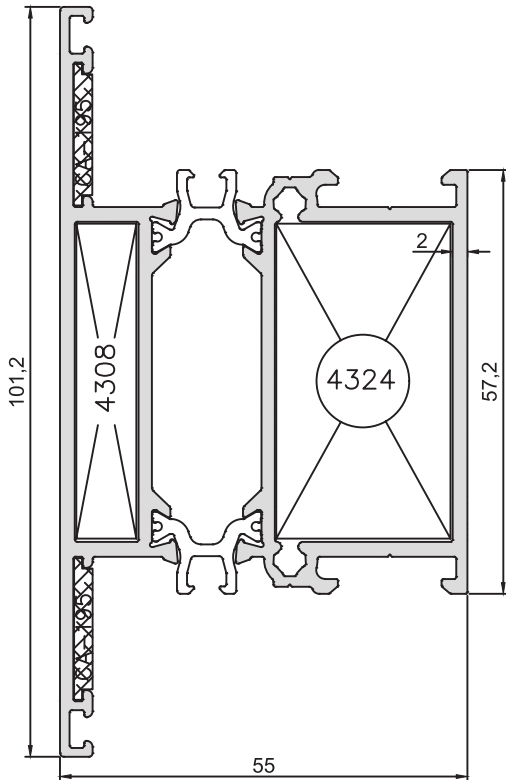
KOD-CODE
AT-5521-20

TEORİK AĞIRLIK
THEORETICAL WEIGHT
1,375 Kg/m



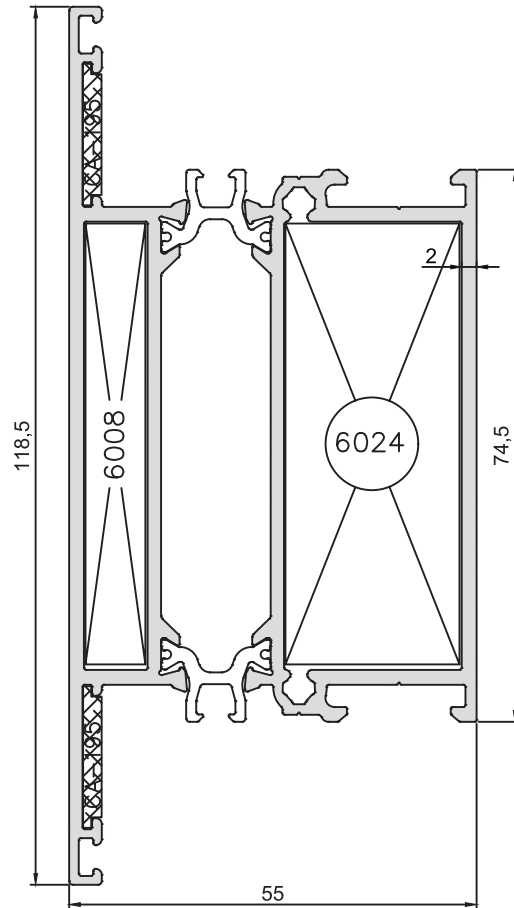
KOD-CODE
AT-5522-20

TEORİK AĞIRLIK
THEORETICAL WEIGHT
1,635 Kg/m



KOD-CODE
AT-5523-20

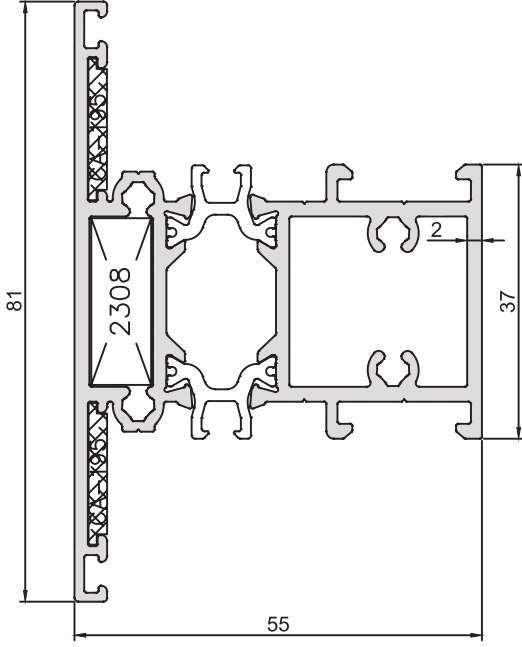
TEORİK AĞIRLIK
THEORETICAL WEIGHT
2,051 Kg/m



KOD-CODE
AT-5524-20

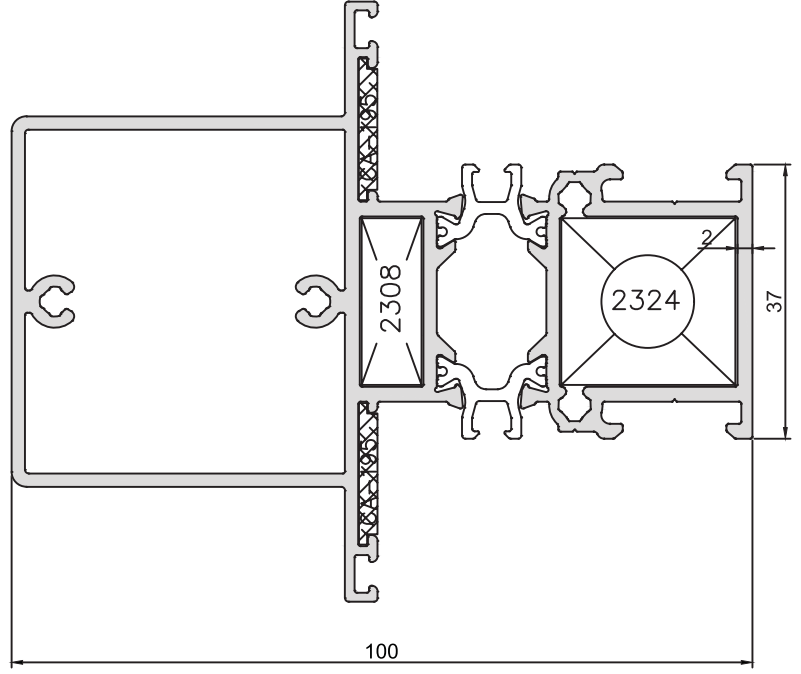
TEORİK AĞIRLIK
THEORETICAL WEIGHT
2,407 Kg/m

AT-55 Yalıtımlı Seri (AT-55 Insulated Serie)



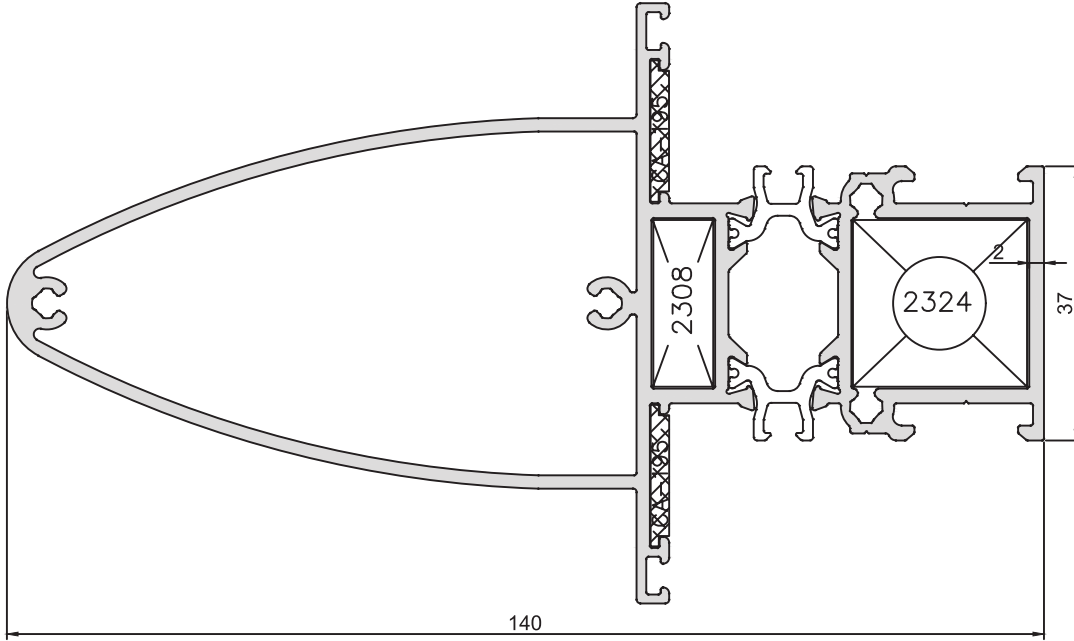
KOD-CODE
AT-5525-20

TEORİK AĞIRLIK
THEORETICAL WEIGHT
1,727 Kg/m



KOD-CODE
AT-5526-20

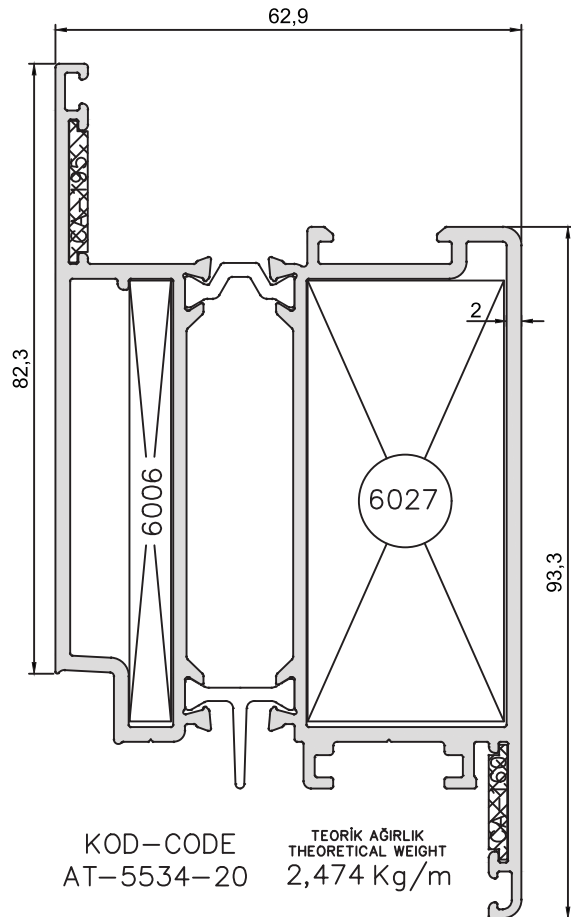
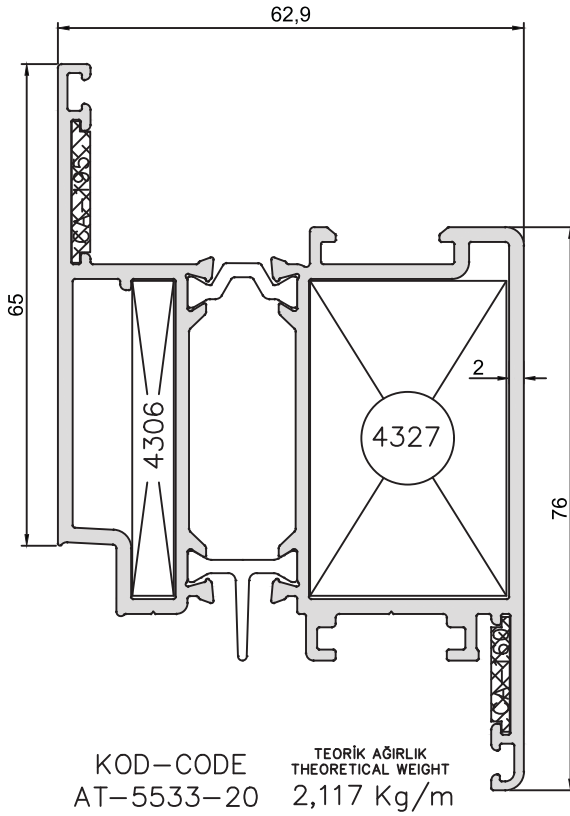
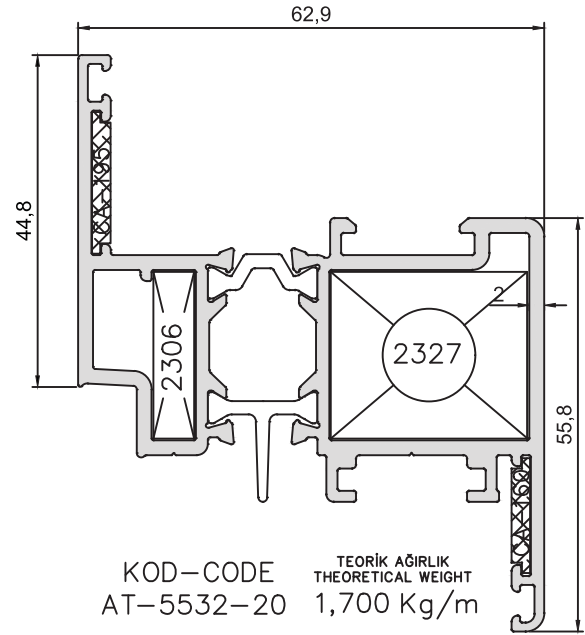
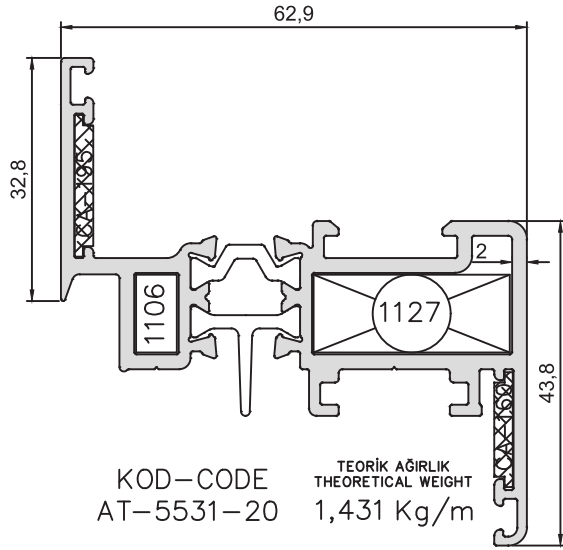
TEORİK AĞIRLIK
THEORETICAL WEIGHT
2,429 Kg/m



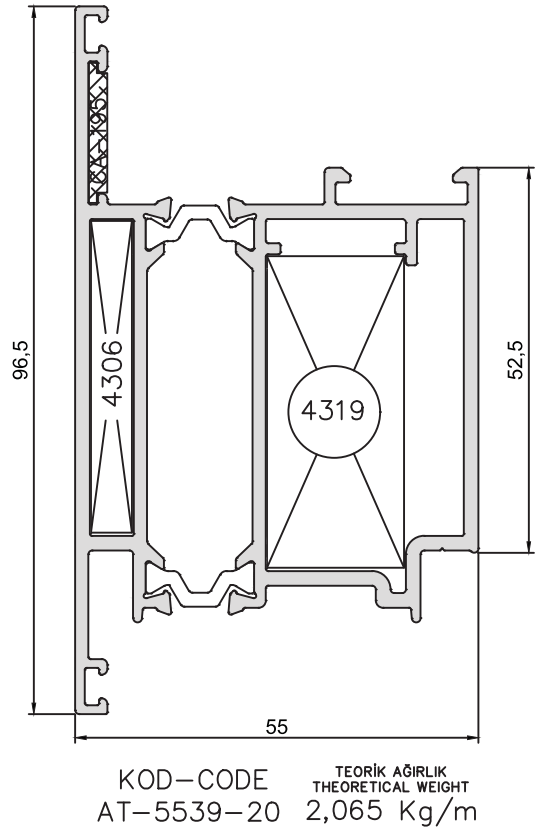
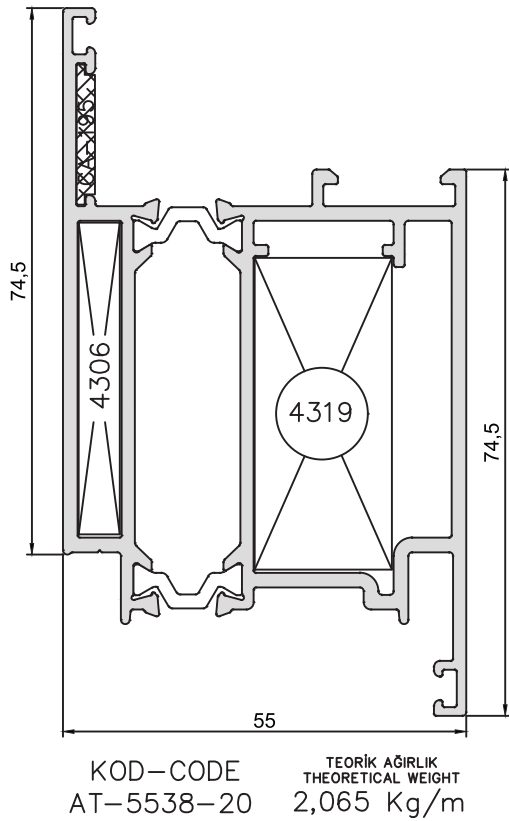
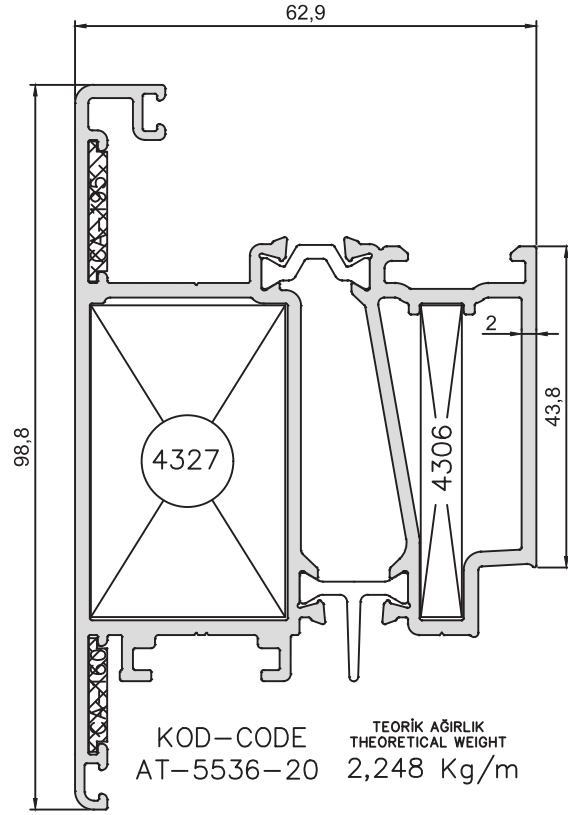
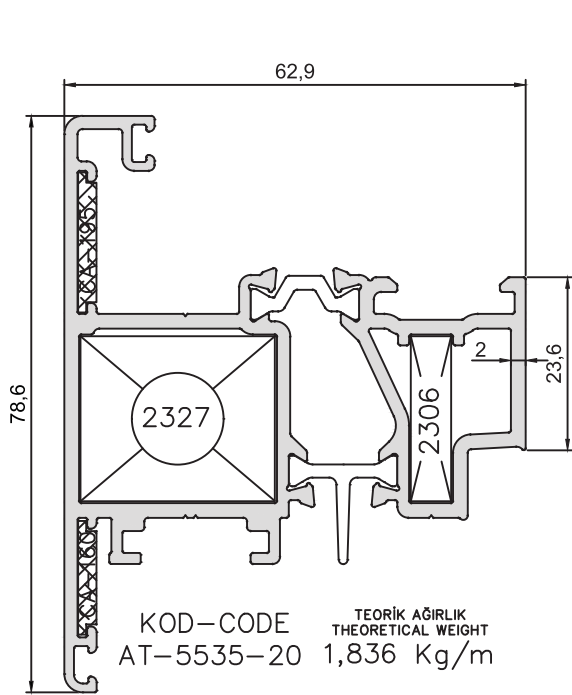
KOD-CODE
AT-5527-20

TEORİK AĞIRLIK
THEORETICAL WEIGHT
2,661 Kg/m

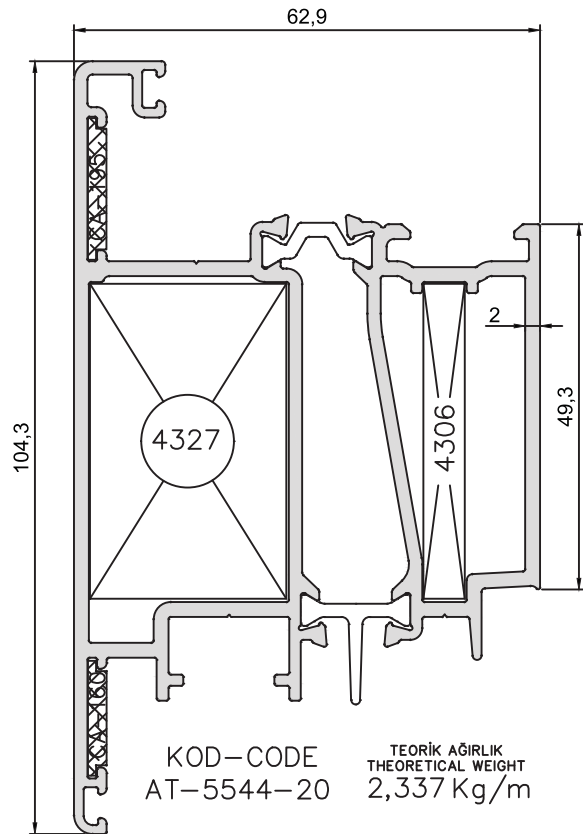
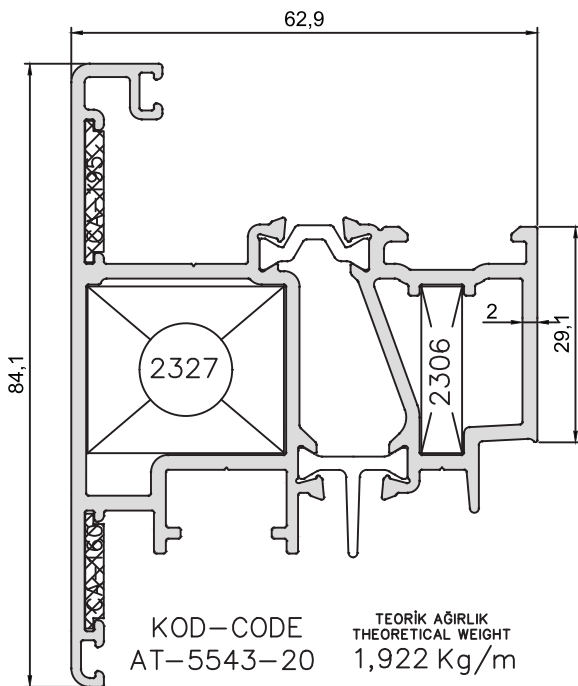
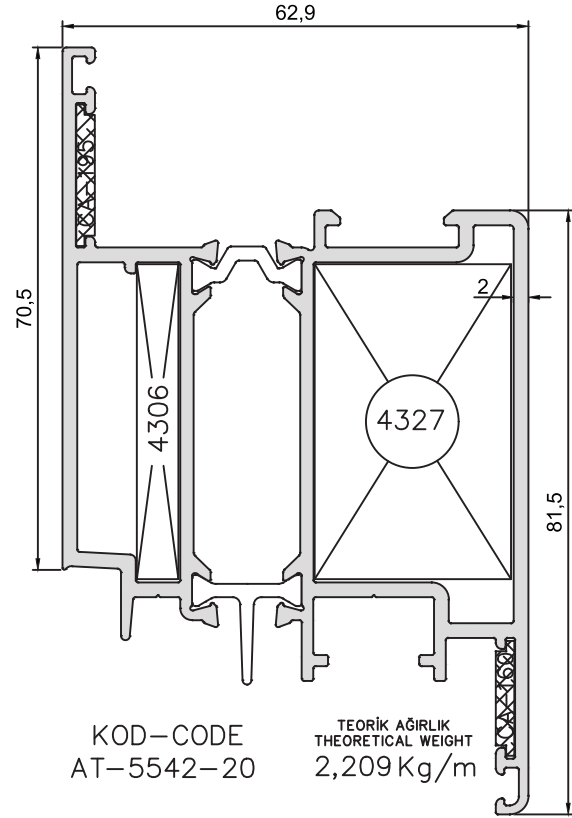
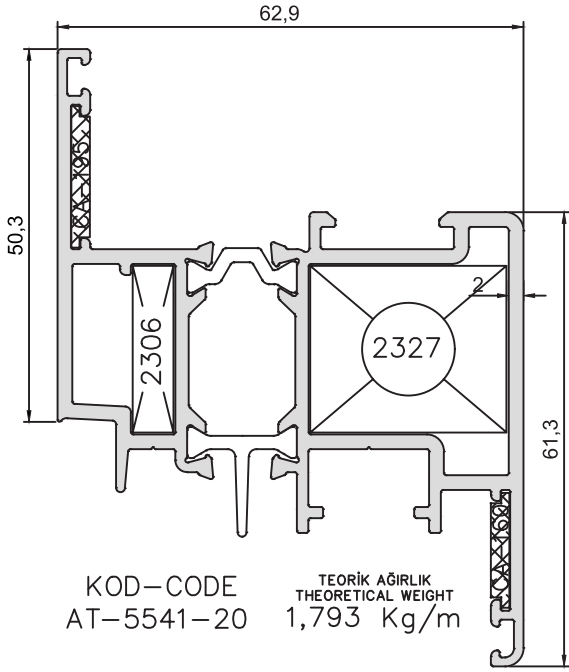
AT-55 Yalıtımlı Seri (AT-55 Insulated Serie)



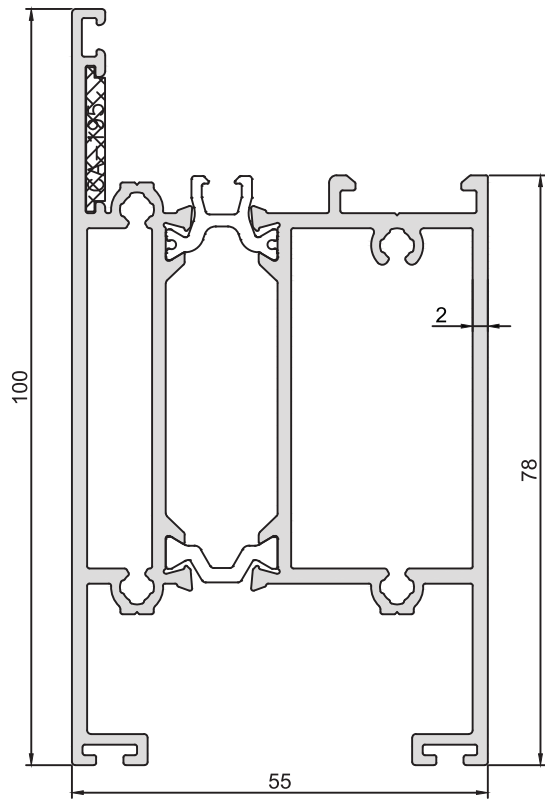
AT-55 Yalıtımlı Seri (AT-55 Insulated Serie)



AT-55 Yalıtımlı Seri (AT-55 Insulated Serie)

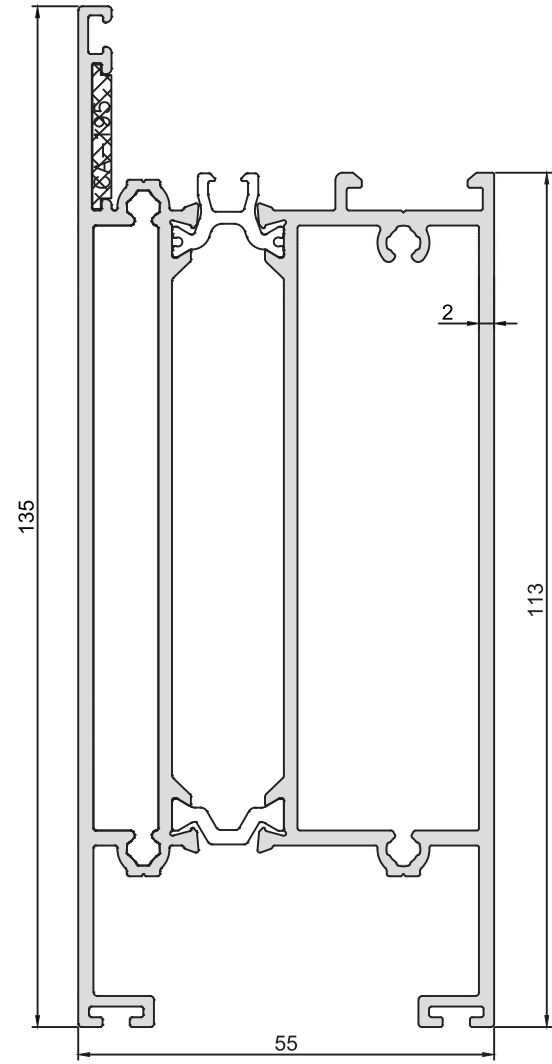


AT-55 Yalıtımlı Seri (AT-55 Insulated Serie)



KOD-CODE
AT-5551-20

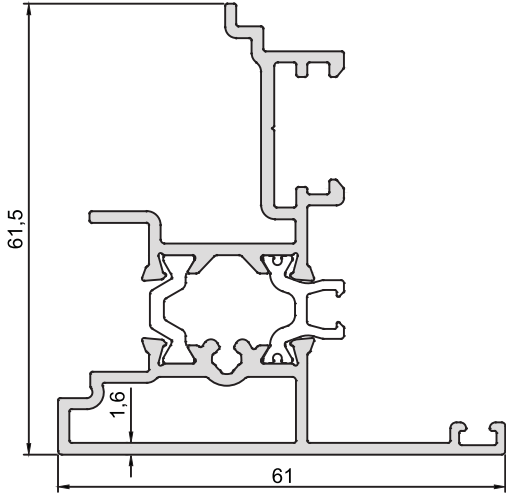
TEORİK AĞIRLIK
THEORETICAL WEIGHT
2,291 Kg/m



KOD-CODE
AT-5552-20

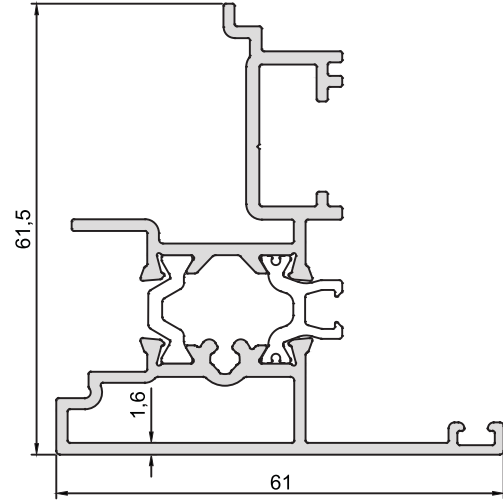
TEORİK AĞIRLIK
THEORETICAL WEIGHT
3,012 Kg/m

AT-55 Yalıtımlı Seri (AT-55 Insulated Serie)



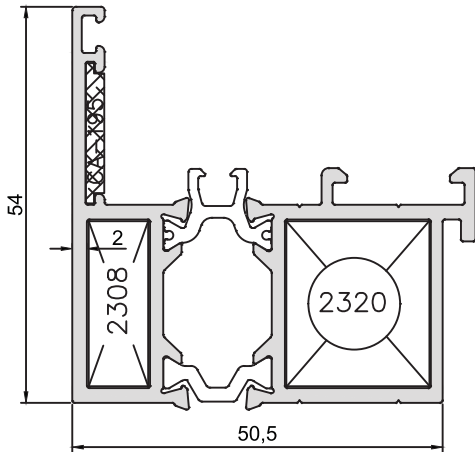
KOD-CODE
AT-5561-16

TEORİK AĞIRLIK
THEORETICAL WEIGHT
1,217 Kg/m



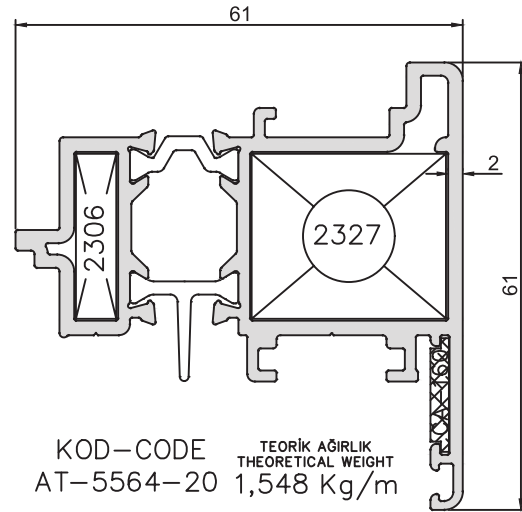
KOD-CODE
AT-5562-16

TEORİK AĞIRLIK
THEORETICAL WEIGHT
1,244 Kg/m



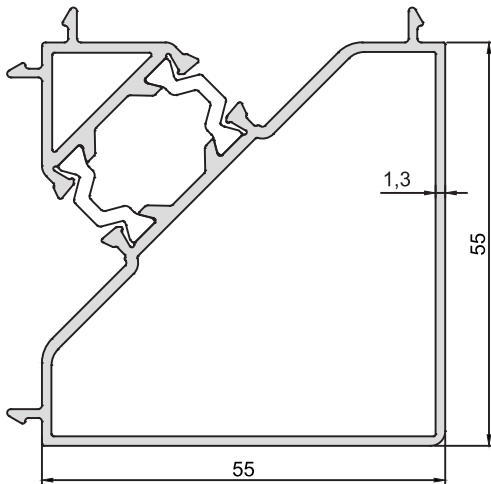
KOD-CODE
AT-5563-20

TEORİK AĞIRLIK
THEORETICAL WEIGHT
1,337 Kg/m



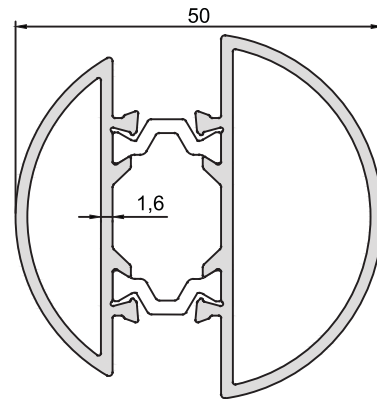
KOD-CODE
AT-5564-20

TEORİK AĞIRLIK
THEORETICAL WEIGHT
1,548 Kg/m



KOD-CODE
AT-5565-13

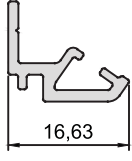
TEORİK AĞIRLIK
THEORETICAL WEIGHT
1,250 Kg/m



KOD-CODE
AT-5566-16

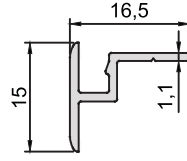
TEORİK AĞIRLIK
THEORETICAL WEIGHT
1,147 Kg/m

AT-55 Yalıtımlı Seri (AT-55 Insulated Serie)



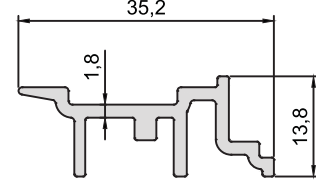
KOD-CODE
AC-5573-15

TEORİK AĞIRLIK
THEORETICAL WEIGHT
0,155 Kg/m



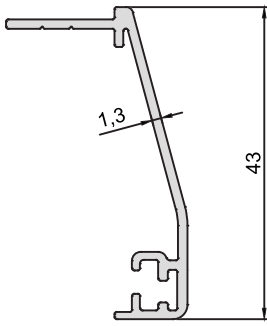
KOD-CODE
AC-5574-15

TEORİK AĞIRLIK
THEORETICAL WEIGHT
0,110 Kg/m



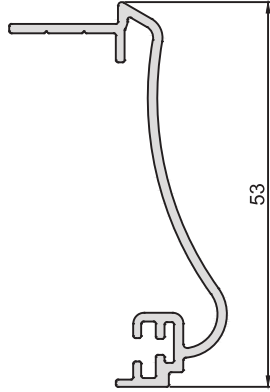
KOD-CODE
AC-5575-15

TEORİK AĞIRLIK
THEORETICAL WEIGHT
0,332 Kg/m



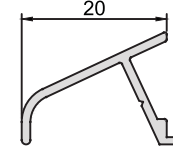
KOD-CODE
AC-5576-15

TEORİK AĞIRLIK
THEORETICAL WEIGHT
0,296 Kg/m



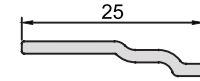
KOD-CODE
AC-5577-15

TEORİK AĞIRLIK
THEORETICAL WEIGHT
0,377 Kg/m



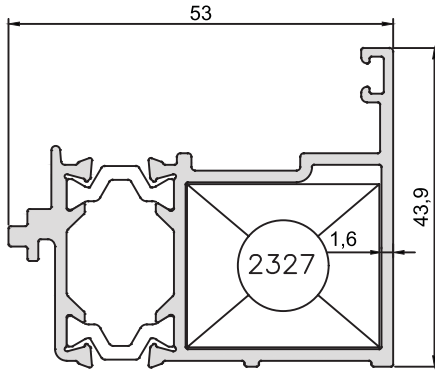
KOD-CODE
AC-5578-15

TEORİK AĞIRLIK
THEORETICAL WEIGHT
0,136 Kg/m



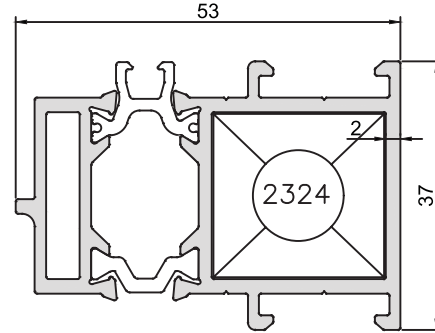
KOD-CODE
AC-5579-15

TEORİK AĞIRLIK
THEORETICAL WEIGHT
0,120 Kg/m



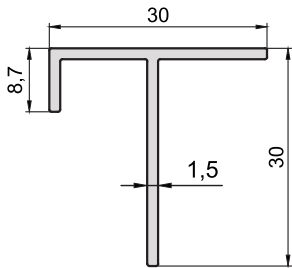
KOD-CODE
AT-5567-16

TEORİK AĞIRLIK
THEORETICAL WEIGHT
1,031 Kg/m



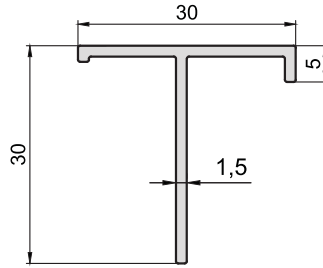
KOD-CODE
AT-5568-20

TEORİK AĞIRLIK
THEORETICAL WEIGHT
1,200 Kg/m



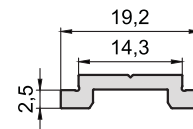
KOD-CODE
1059

TEORİK AĞIRLIK
THEORETICAL WEIGHT
0,265 Kg/m



KOD-CODE
1060

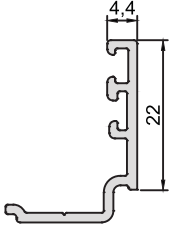
TEORİK AĞIRLIK
THEORETICAL WEIGHT
0,254 Kg/m



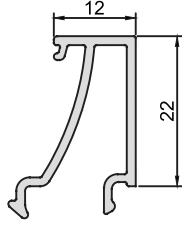
KOD-CODE
765

TEORİK AĞIRLIK
THEORETICAL WEIGHT
0,138 Kg/m

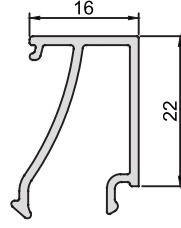
AT-55 Yalıtımlı Seri (AT-55 Insulated Serie)



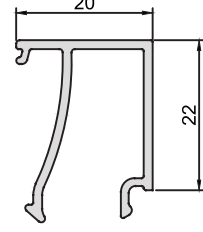
KOD-CODE TEORİK AĞIRLIK
THEORETICAL WEIGHT
CC-1044-15 0,212 Kg/m



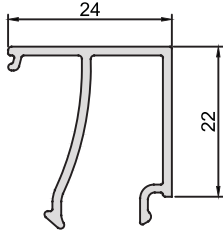
KOD-CODE TEORİK AĞIRLIK
THEORETICAL WEIGHT
CC-1120-13 0,254 Kg/m



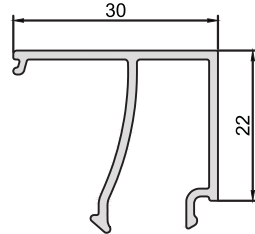
KOD-CODE TEORİK AĞIRLIK
THEORETICAL WEIGHT
CC-1160-13 0,260 Kg/m



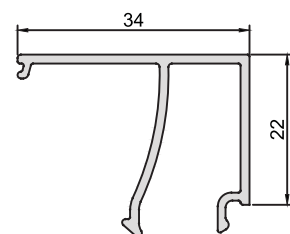
KOD-CODE TEORİK AĞIRLIK
THEORETICAL WEIGHT
CC-1200-13 0,270Kg/m



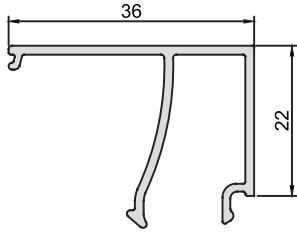
KOD-CODE TEORİK AĞIRLIK
THEORETICAL WEIGHT
CC-1240-13 0,285 Kg/m



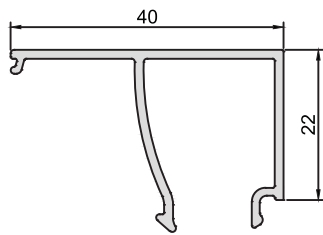
KOD-CODE TEORİK AĞIRLIK
THEORETICAL WEIGHT
CC-1300-13 0,305 Kg/m



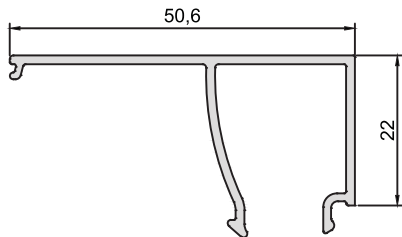
KOD-CODE TEORİK AĞIRLIK
THEORETICAL WEIGHT
CC-1340-13 0,320 Kg/m



KOD-CODE TEORİK AĞIRLIK
THEORETICAL WEIGHT
CC-1360-13 0,327 Kg/m



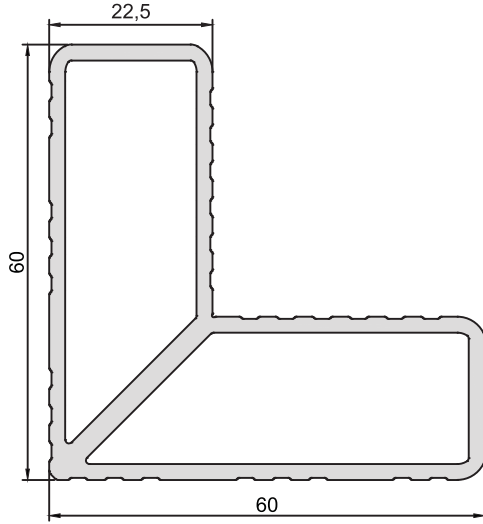
KOD-CODE TEORİK AĞIRLIK
THEORETICAL WEIGHT
CC-1400-13 0,341 Kg/m



KOD-CODE TEORİK AĞIRLIK
THEORETICAL WEIGHT
CC-1506-13 0,378 Kg/m

CAM ÖLÇÜSÜ	KOD-CODE	FİTİL KOD	
0 mm	CC-1506-13	DIŞ CAM	İÇ CAM
4 mm	CC-1400-13	AC1-02	AC2-02
5 mm	CC-1400-13	AC1-02	AC2-02
6 mm	CC-1360-13	AC1-02	AC2-03
8 mm	CC-1340-13	AC1-02	AC2-03
10 mm	CC-1340-13	AC1-02	AC2-02
12 mm	CC-1340-13	AC1-02	AC2-01
16 mm	CC-1300-13	AC1-02	AC2-01
20 mm	CC-1240-13	AC1-02	AC2-02
22 mm	CC-1200-13	AC1-04	AC2-02
24 mm	CC-1200-13	AC1-02	AC2-02
26 mm	CC-1160-13	AC1-05	AC2-02
28 mm	CC-1160-13	AC1-02	AC2-02
30 mm	CC-1120-13	AC1-02	AC2-03
32 mm	CC-1120-13	AC1-02	AC2-01
34 mm	CC-1120-13	AC1-02	AC2-01
38 mm	CC-1044-15	AC1-05	AC2-03
40 mm	CC-1044-15	AC1-02	AC2-02

AT-55 Yalıtımlı Seri (AT-55 Insulated Serie)

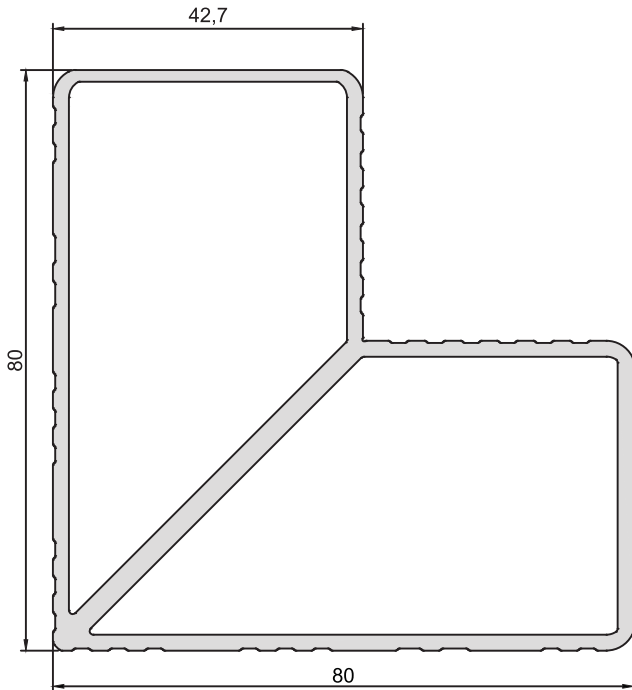


KOD-CODE
KT-1225-00

TEORİK AĞIRLIK
THEORETICAL WEIGHT
1,508 Kg/m

KOD-CODE	KESİM ÖLÇÜSÜ	AKSESUAR KOD
AT-5512-20 AT-5522-20 AT-5526-20 AT-5527-20 AT-5568-20	23,5 mm	K2324
AT-5512-20 AT-5522-20 AT-5525-20 AT-5526-20 AT-5527-20 AT-5563-20	8,1 mm	K2308
AT-5532-20 AT-5535-20 AT-5541-20 AT-5543-20 AT-5564-20 AT-5567-16	26,5 mm	K2327
AT-5532-20 AT-5535-20 AT-5541-20 AT-5543-20 AT-5564-20	5,5 mm	K2306
AT-5563-20	19,5 mm	K2320

VİDALAMA SİSTEMİ KÖŞE TAKOZU

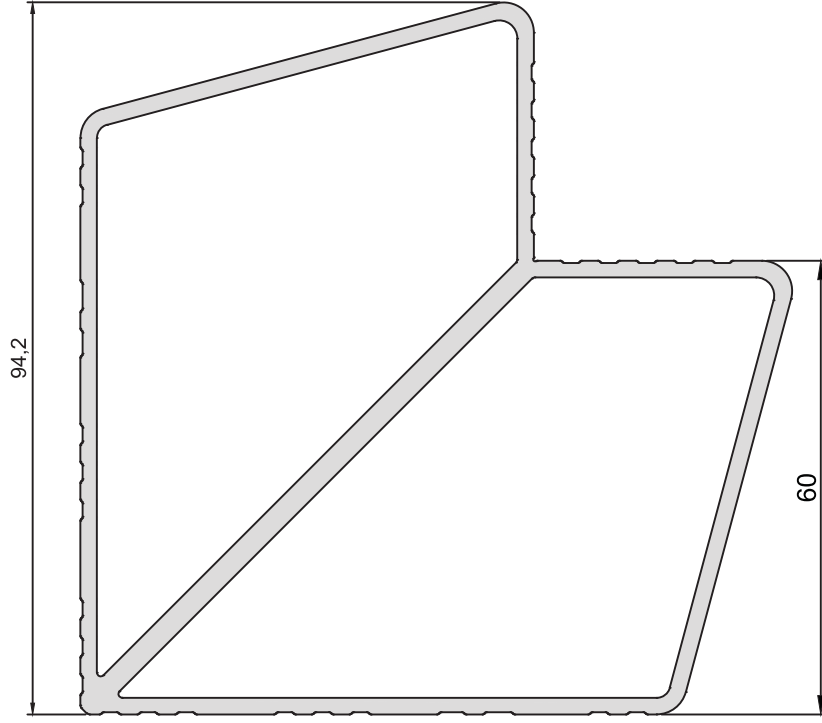


KOD-CODE
KT-1427-00

TEORİK AĞIRLIK
THEORETICAL WEIGHT
2,146 Kg/m

KOD-CODE	KESİM ÖLÇÜSÜ	AKSESUAR KOD
AT-5513-20 AT-5523-20	23,5 mm	K4324
AT-5513-20 AT-5523-20	8,1 mm	K4308
AT-5533-20 AT-5536-20 AT-5542-20 AT-5544-20	26,5 mm	K4327
AT-5533-20 AT-5536-20 AT-5538-20 AT-5539-20 AT-5542-20 AT-5544-20	5,5 mm	K4306
AT-5538-20 AT-5539-20	18,5 mm	K4319

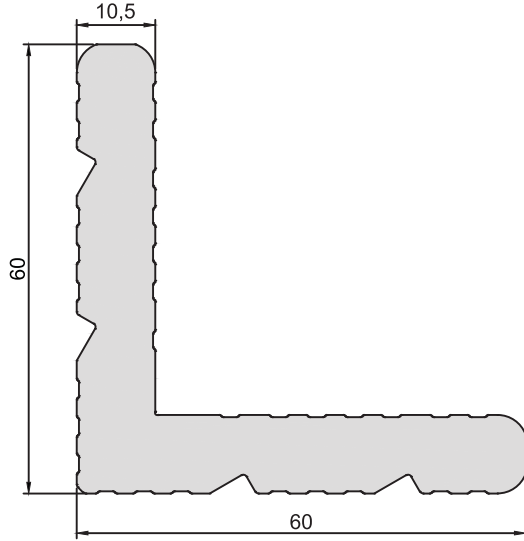
AT-55 Yalıtımlı Seri (AT-55 Insulated Serie)



KOD-CODE TEORİK AĞIRLIK
KT-1600-00 THEORETICAL WEIGHT
2,604Kg/m

KOD-CODE	KESİM ÖLÇÜSÜ	AKSESUAR KOD
AT-5514-20 AT-5524-20	23,5 mm	K6024
AT-5514-20 AT-5524-20	8,1 mm	K6008
AT-5534-20	26,5 mm	K6027
AT-5534-20	5,5 mm	K6006

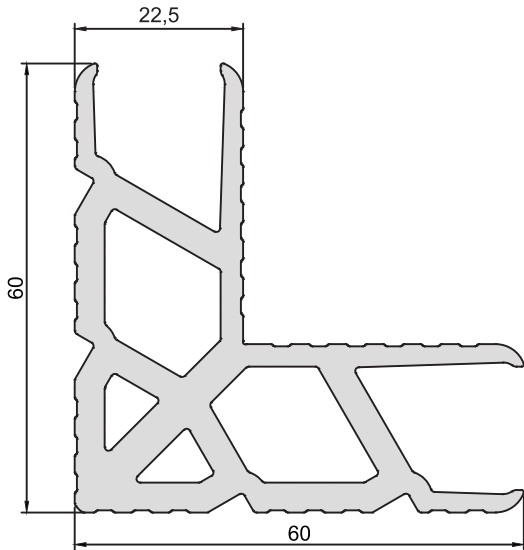
AT-55 Yalıtımlı Seri (AT-55 Insulated Serie)



KOD-CODE TEORİK AĞIRLIK
KT-2105-00 THEORETICAL WEIGHT
2,938 Kg/m

KOD-CODE	KESİM ÖLÇÜSÜ	AKSESUAR KOD
AT-5511-20 AT-5515-20 AT-5521-20 AT-5528-20	23,5 mm	T1124
AT-5511-20 AT-5515-20 AT-5521-20 AT-5528-20	8,1 mm	T1108
AT-5531-20 AT-5537-20	26,5 mm	T1127
AT-5531-20 AT-5537-20	5,5 mm	T1106

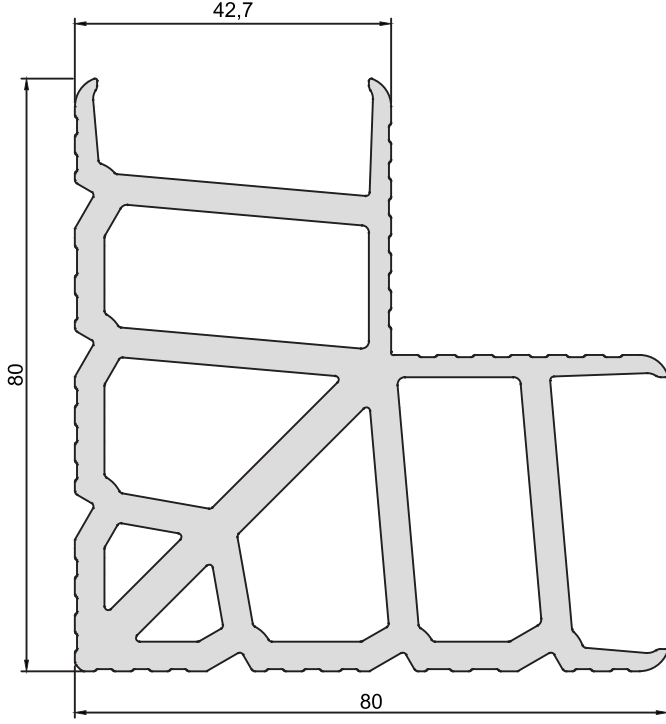
PRES SİSTEM KÖŞE TAKOZU



KOD-CODE TEORİK AĞIRLIK
KT-2225-00 THEORETICAL WEIGHT
2,543 Kg/m

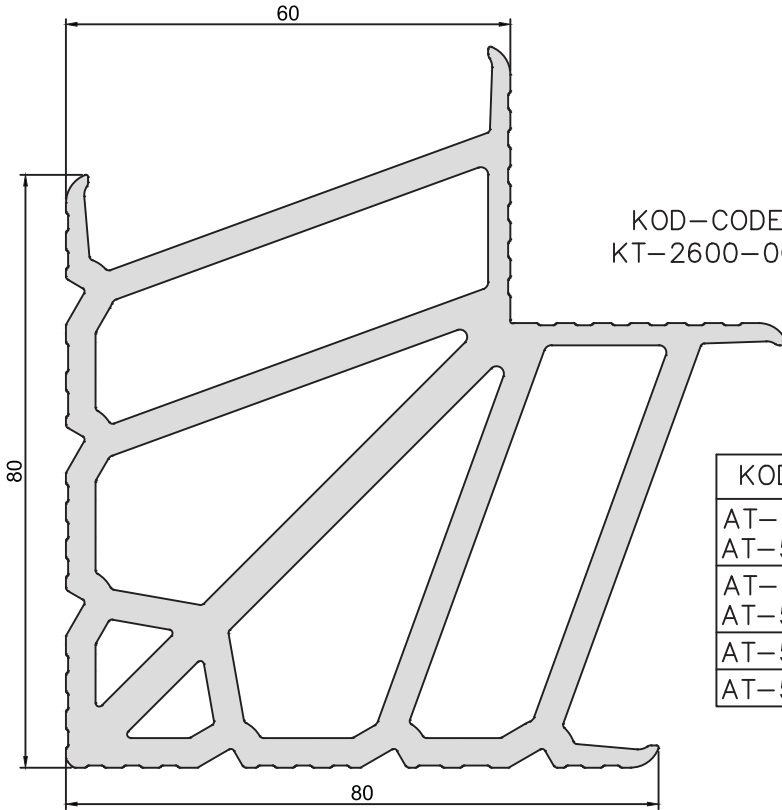
KOD-CODE	KESİM ÖLÇÜSÜ	AKSESUAR KOD
AT-5512-20 AT-5522-20 AT-5526-20 AT-5527-20 AT-5568-20	23,5 mm	T2324
AT-5512-20 AT-5522-20 AT-5525-20 AT-5526-20 AT-5527-20 AT-5563-20	8,1 mm	T2308
AT-5532-20 AT-5535-20 AT-5541-20 AT-5543-20 AT-5564-20 AT-5567-16	26,5 mm	T2327
AT-5532-20 AT-5535-20 AT-5541-20 AT-5543-20 AT-5564-20	5,5 mm	T2306
AT-5563-20	19,5 mm	T2320

AT-55 Yalıtımlı Seri (AT-55 Insulated Serie)



KOD-CODE TEORİK AĞIRLIK
KT-2427-00 THEORETICAL WEIGHT
4,585 Kg/m

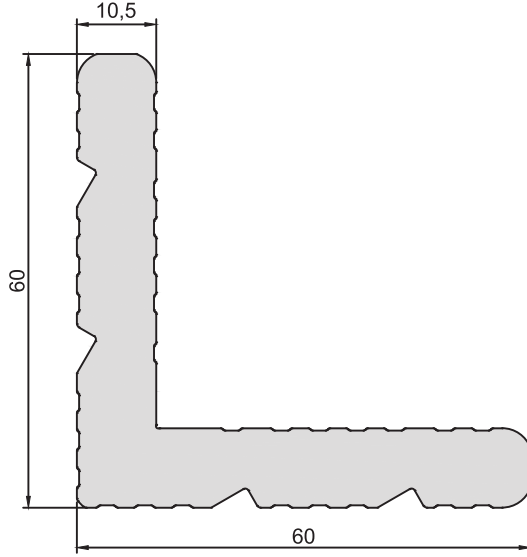
KOD-CODE	KESİM ÖLÇÜSÜ	AKSESUAR KOD
AT-5513-20 AT-5523-20	23,5 mm	T4324
AT-5513-20 AT-5523-20	8,1 mm	T4308
AT-5533-20 AT-5536-20 AT-5542-20 AT-5544-20	26,5 mm	T4327
AT-5533-20 AT-5536-20 AT-5538-20 AT-5539-20 AT-5542-20 AT-5544-20	5,5 mm	T4306
AT-5538-20 AT-5539-20	18,5 mm	T4319



KOD-CODE TEORİK AĞIRLIK
KT-2600-00 THEORETICAL WEIGHT
5,857 Kg/m

KOD-CODE	KESİM ÖLÇÜSÜ	AKSESUAR KOD
AT-5514-20 AT-5524-20	23,5 mm	T6024
AT-5514-20 AT-5524-20	8,1 mm	T6008
AT-5534-20	26,5 mm	T6027
AT-5534-20	5,5 mm	T6006

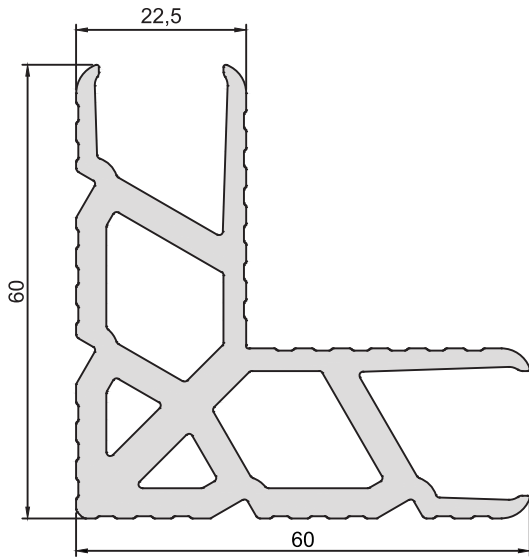
AT-55 Yalıtımlı Seri (AT-55 Insulated Serie)



KOD-CODE TEORİK AĞIRLIK
KT-2105-00 THEORETICAL WEIGHT
2,938Kg/m

KOD-CODE	KESİM ÖLÇÜSÜ	AKSESUAR KOD
AT-5511-20 AT-5521-20 AT-5515-20	Ragni 4560 W24-H10,5	T1124 P1124
AT-5511-20 AT-5521-20 AT-5515-20	8,1 mm	A1108
AT-5531-20 AT-5537-20	Ragni 2610 W26-H10,4	P1127
AT-5531-20 AT-5537-20	5,5 mm	A1106
AT-5532-20 AT-5535-20 AT-5541-20 AT-5543-20 AT-5564-20 AT-5567-20	5,5 mm	A2306

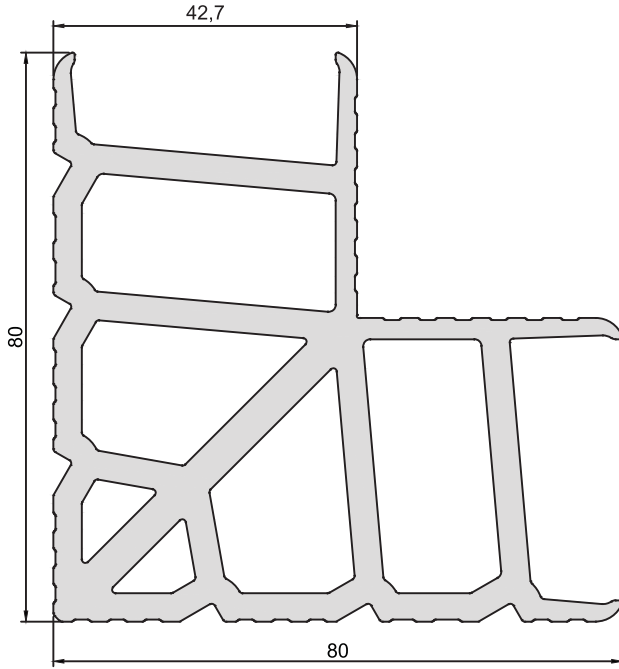
PİMLİ SİSTEM KÖŞE TAKOZU



KOD-CODE TEORİK AĞIRLIK
KT-2225-00 THEORETICAL WEIGHT
2,543 Kg/m

KOD-CODE	KESİM ÖLÇÜSÜ	AKSESUAR KOD
AT-5512-20 AT-5522-20 AT-5526-20 AT-5527-20 AT-5568-20	Ragni 2632 W19,2-H22,5	P2324
AT-5512-20 AT-5522-20 AT-5526-20 AT-5527-20	8,1 mm	A2308
AT-5532-20 AT-5535-20 AT-5541-20 AT-5543-20 AT-5564-20 AT-5567-20	Ragni 2660 W26-H22,5	A2327
AT-5532-20 AT-5535-20 AT-5541-20 AT-5543-20 AT-5564-20 AT-5567-20	5,5 mm	A2306

AT-55 Yalıtımlı Seri (AT-55 Insulated Serie)



KOD-CODE	KESİM ÖLÇÜSÜ	AKSESUAR KOD
AT-5533-20	Monticelli M045 W26-H42,5	P4327
AT-5536-20		
AT-5542-20		
AT-5544-20		
AT-5533-20	5,5 mm	A4306
AT-5536-20		
AT-5542-20		
AT-5544-20		

KOD-CODE TEORİK AĞIRLIK
KT-2427-00 THEORETICAL WEIGHT
4,585 Kg/m



P1124



P1127



P2324



P2327

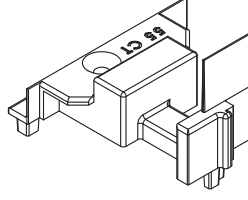


P4327

AT-55 Yalıtımlı Seri (AT-55 Insulated Serie)



AC1-02 2 mm Dış Cam Fiteli
1 Koli 12 Kg
1 Koli 250 M



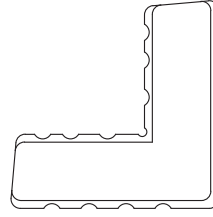
CA-550 Çift Kanat Adaptör Plastik
1 Takım



AC1-03 3 mm Dış Cam Fiteli
1 Koli 15 Kg
1 Koli 280 M



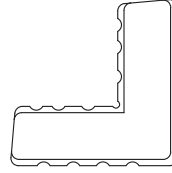
AC1-04 4 mm Dış Cam Fiteli
1 Koli 15 Kg
1 Koli 280 M



CA-195 19'lık Plastik Onbaşı
1 Adet



AC1-05 5 mm Dış Cam Fiteli
1 Koli 15 Kg
1 Koli 280 M



CA-160 16'lık Plastik Onbaşı
1 Adet



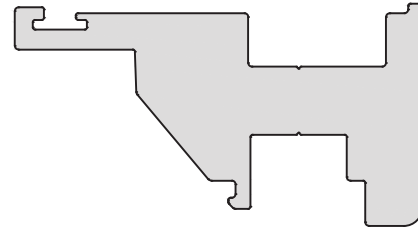
AC2-01 3 mm İç Cam Fiteli
1 Koli 12 Kg
1 Koli 330 M



AC2-02 4 mm İç Cam Fiteli
1 Koli 10 Kg
1 Koli 210 M



AC2-03 5 mm İç Cam Fiteli
1 Koli 15 Kg
1 Koli 215 M



KOD-CODE
CA-2427-00

TEORİK AĞIRLIK
THEORETICAL WEIGHT
1,970 Kg/m

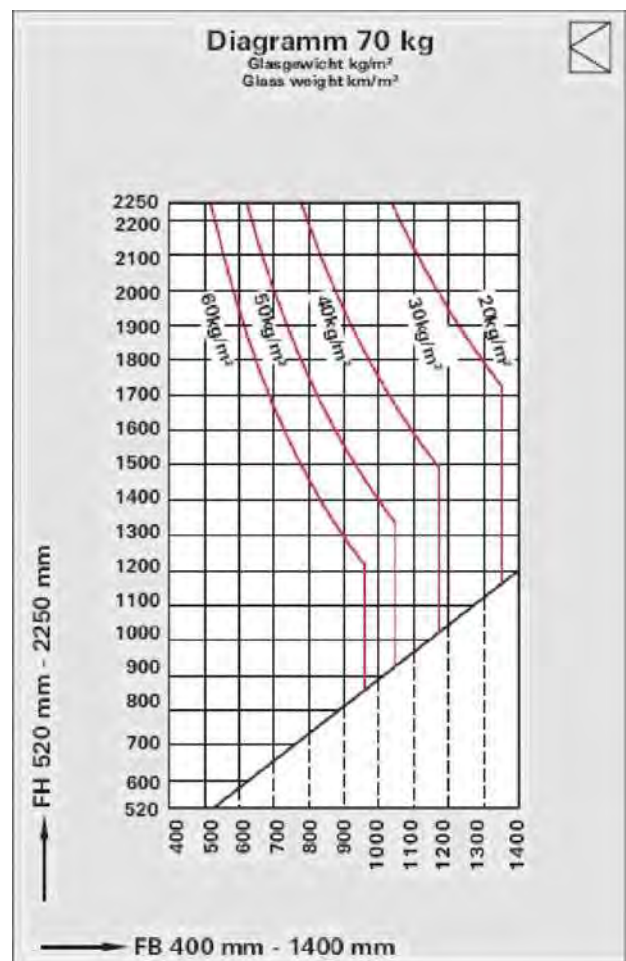
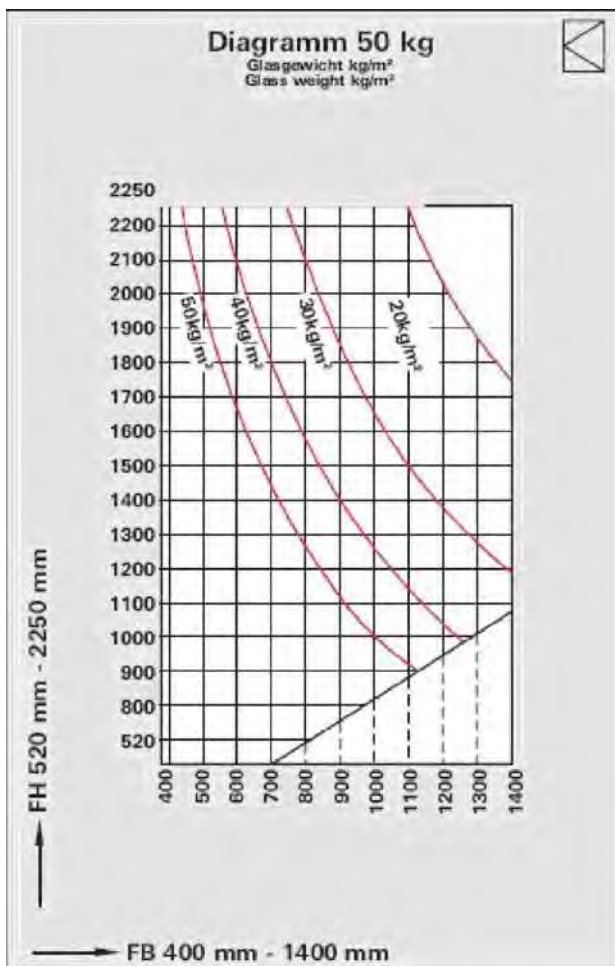
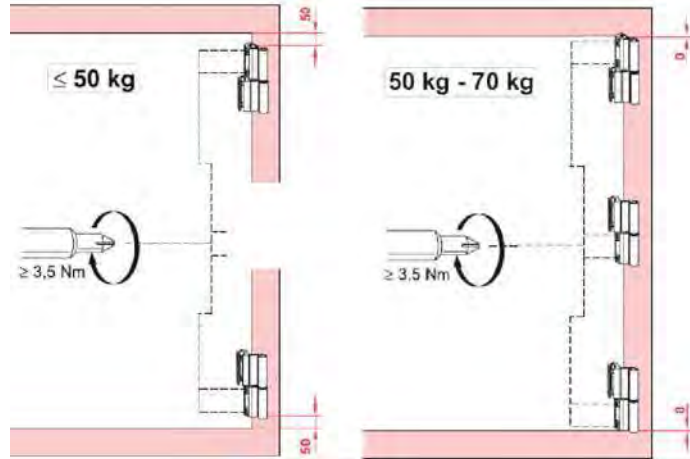
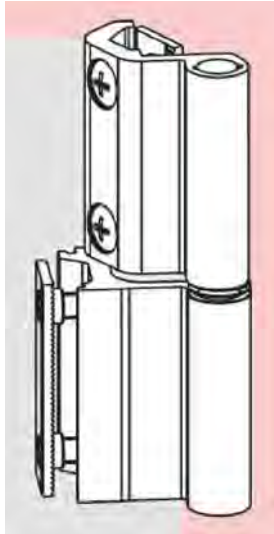


AC3-01 Kasa Kanat Bini Fiteli
1 Koli 10 Kg
1 Koli 295 M



AC4-01 Orta Tozluk Fiteli
1 Koli 10 Kg
1 Koli 95 M

AT-55 Yalıtımlı Seri (AT-55 Insulated Serie)



AT-55 Yalıtımlı Seri (AT-55 Insulated Serie)



AKSESUAR KOD	AÇIKLAMA
9730	Window Hinge Pencere Menteşesi



AKSESUAR KOD	AÇIKLAMA
5603	Door Hinge Kapı Menteşesi



AKSESUAR KOD	AÇIKLAMA
6001	Window Handle Pencere Kolu



AKSESUAR KOD	AÇIKLAMA
DH 605	Door Handle Pencere Kolu



AKSESUAR KOD	AÇIKLAMA
	Kit All



AKSESUAR KOD	AÇIKLAMA
153 35	Mortise Lock Dilli Kilit



AKSESUAR KOD	AÇIKLAMA
155 35	Mortise Lock Makaralı Kilit

AT-55 Yalıtımlı Seri (AT-55 Insulated Serie)



AKSESUAR KOD	AÇIKLAMA
90 Barale 35/55	Cylinder Barel



AKSESUAR KOD	AÇIKLAMA
Sistem Sürgü	Sürgü

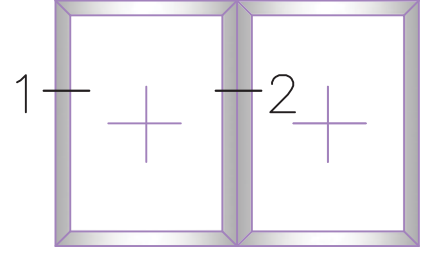


AKSESUAR KOD	AÇIKLAMA
Sistem Çıt Çıt	

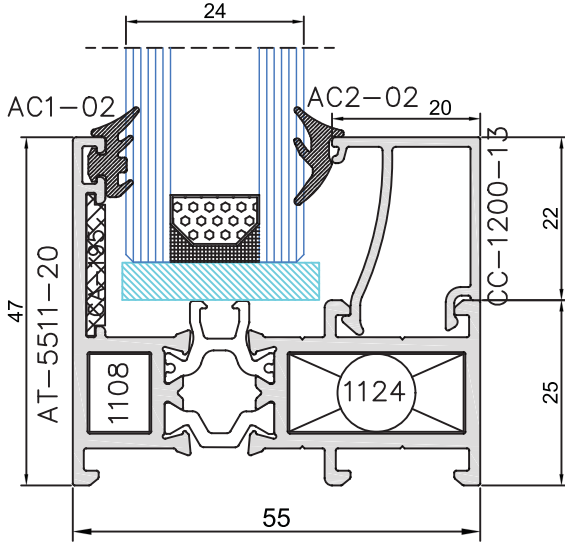


AKSESUAR KOD	AÇIKLAMA
Sistem Vasistas Makası	

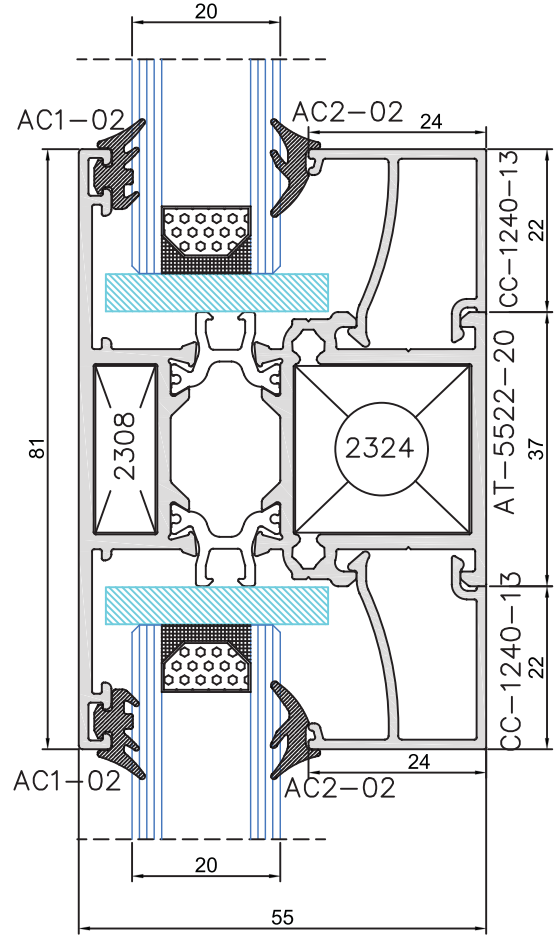
AT-55 Yalıtımlı Seri (AT-55 Insulated Serie)



Sabit Cam Ortakayıt

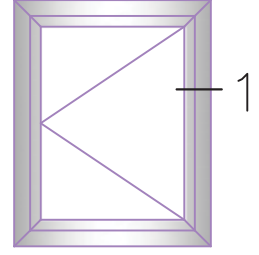


1 Düz Kasa Detay

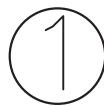
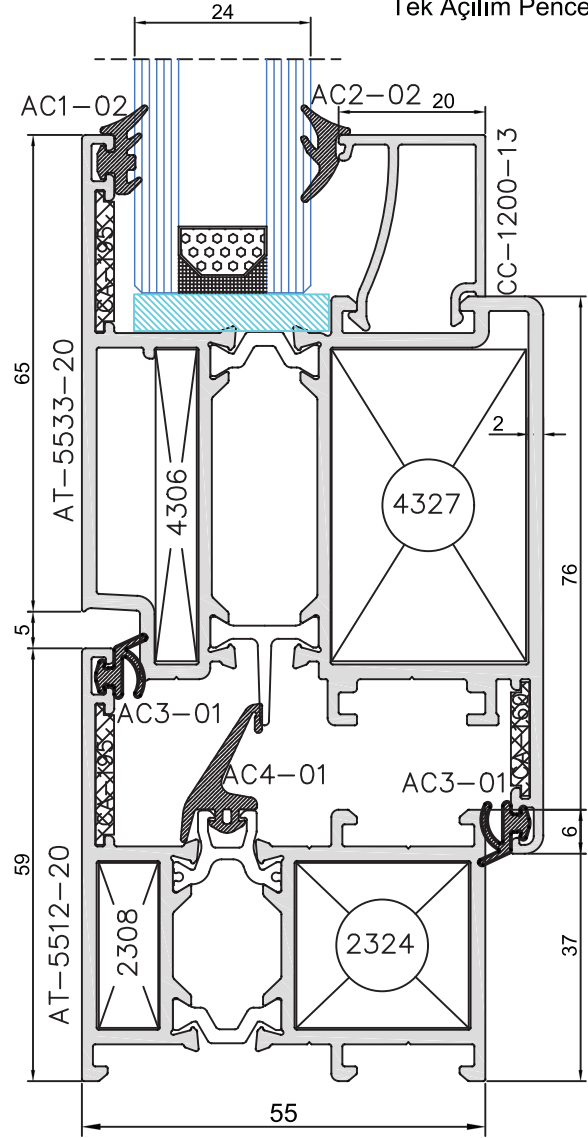
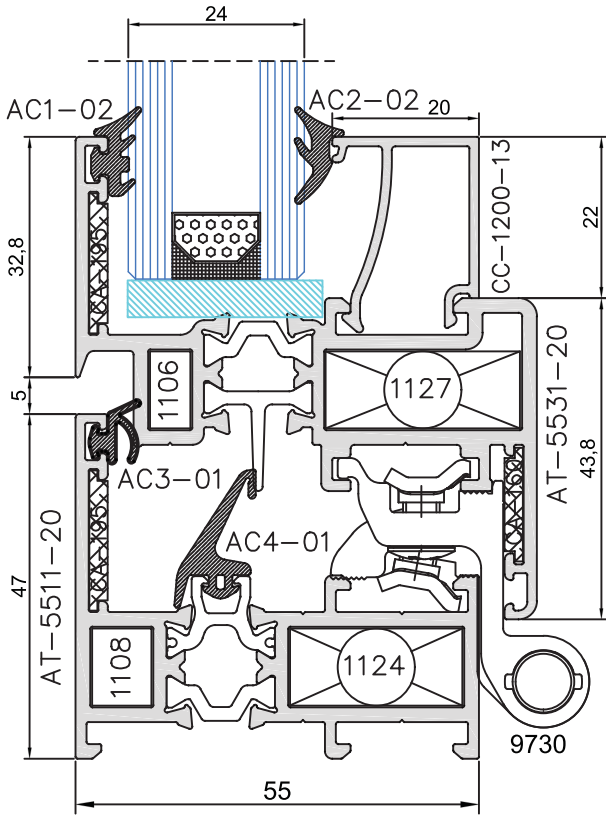


2 Orta Kayıt Detay

AT-55 Yalıtımlı Seri (AT-55 Insulated Serie)




Tek Açılım Pencere

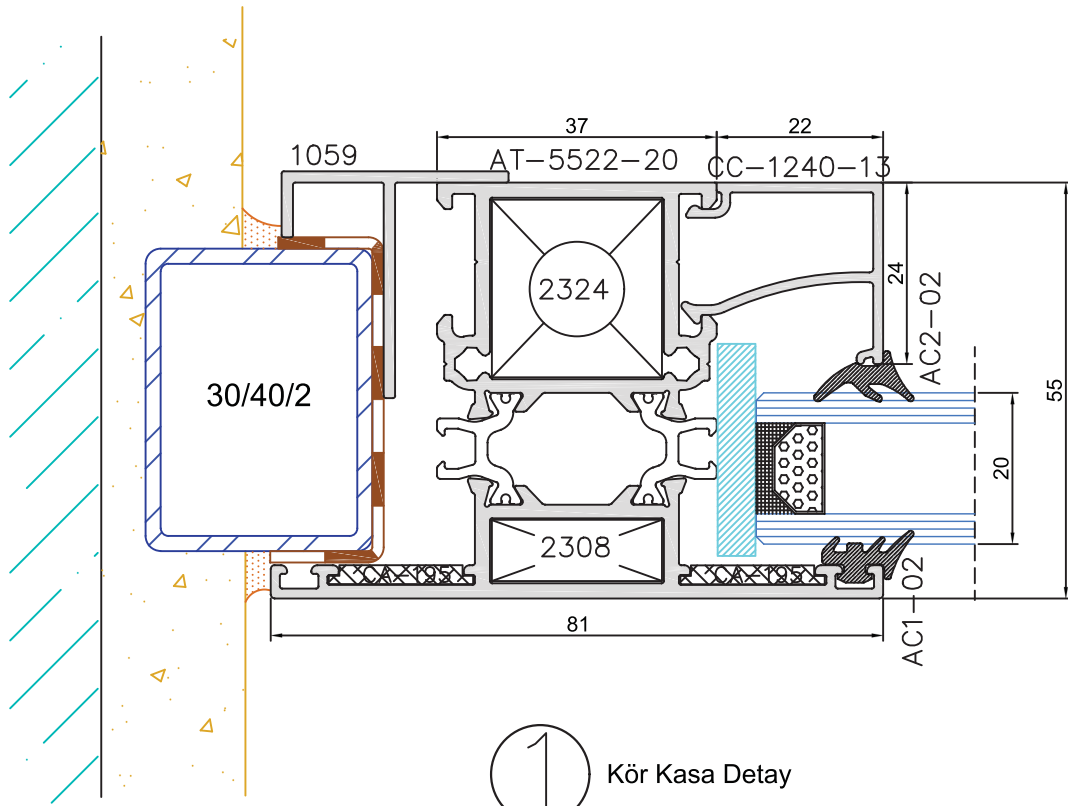


Menteşe Detay

AT-55 Yalıtımlı Seri (AT-55 Insulated Serie)

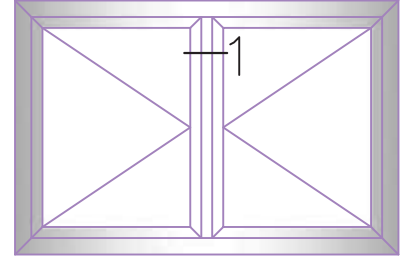


1
Kör Kasa

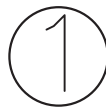
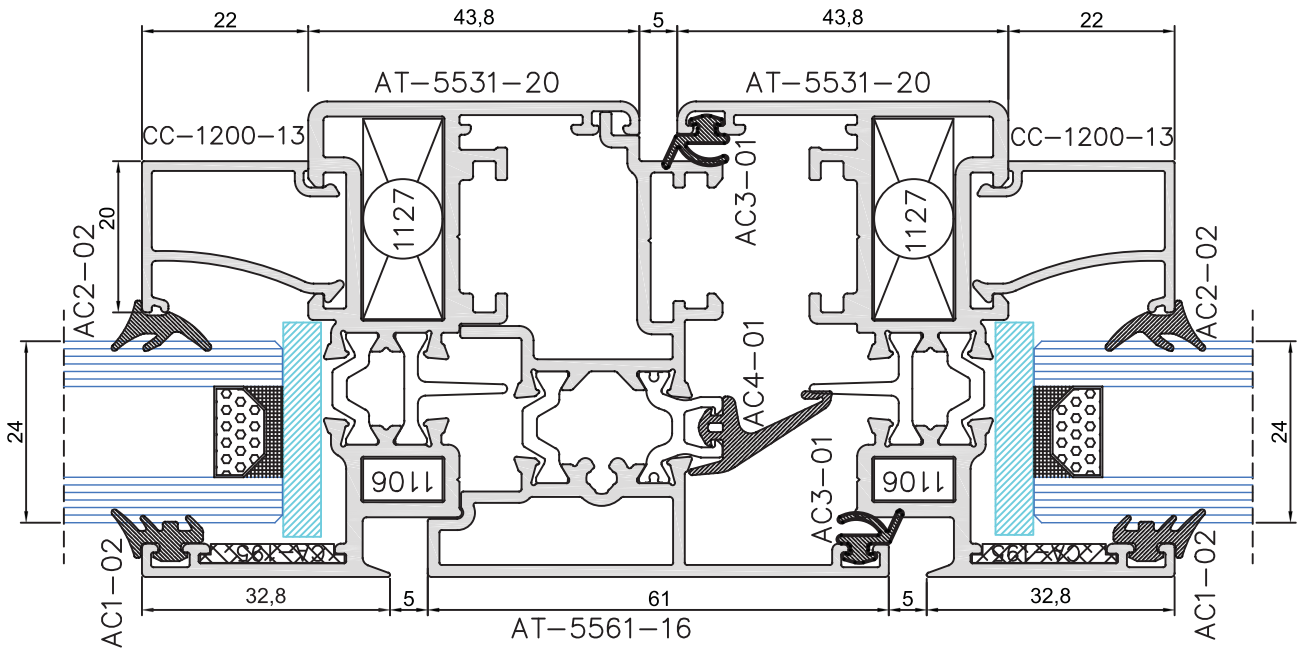


1
Kör Kasa Detay

AT-55 Yalıtımlı Seri (AT-55 Insulated Serie)

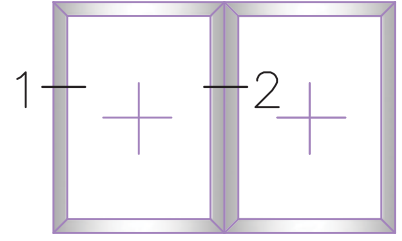
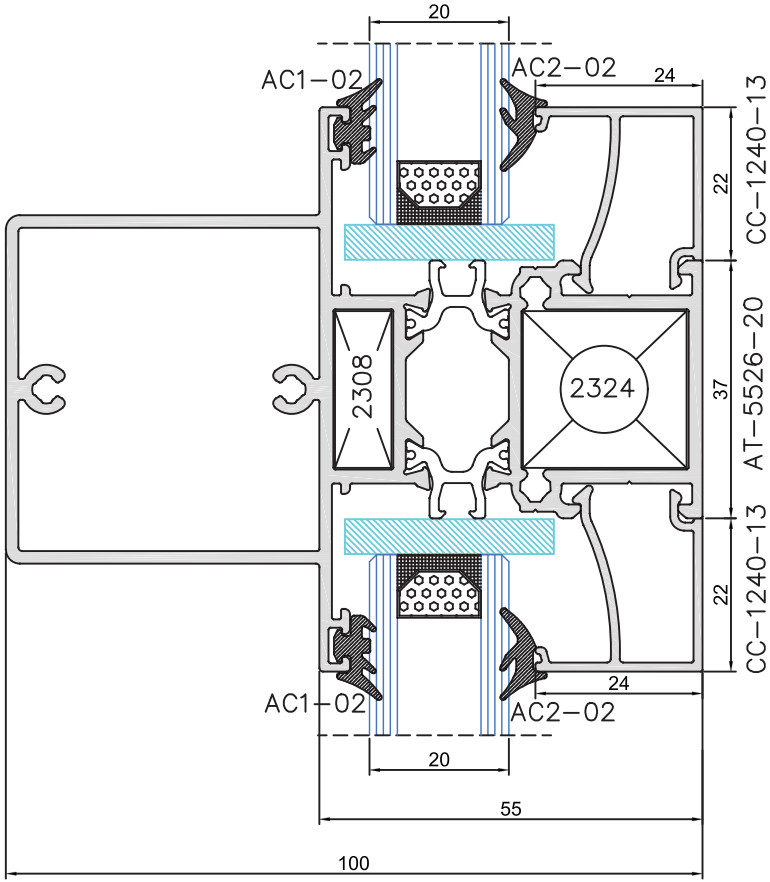


Çift Kanat Pencere

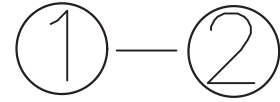


Hareketli Orta Kayıt Açılır Detay

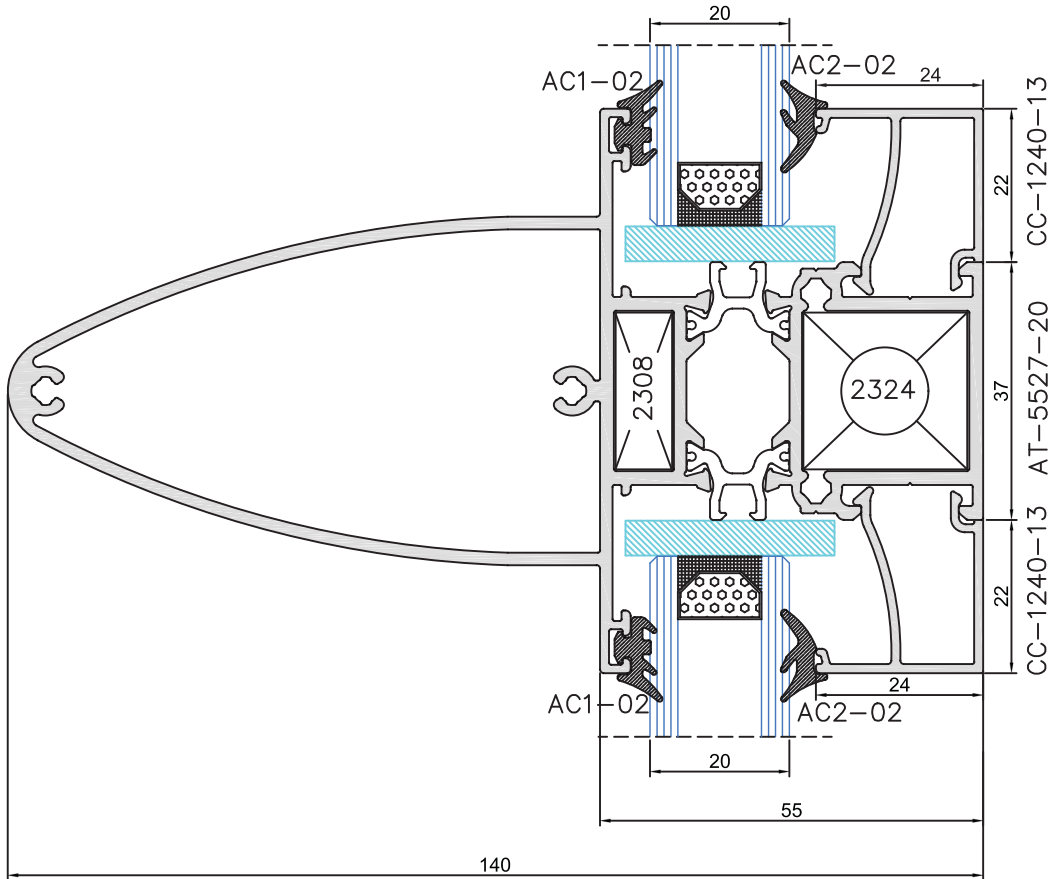
AT-55 Yalıtımlı Seri (AT-55 Insulated Serie)



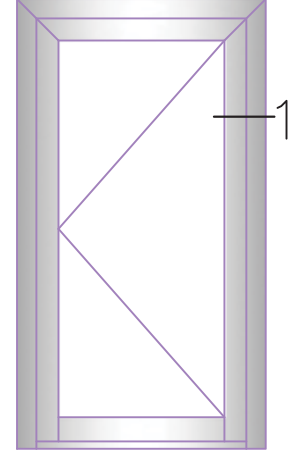
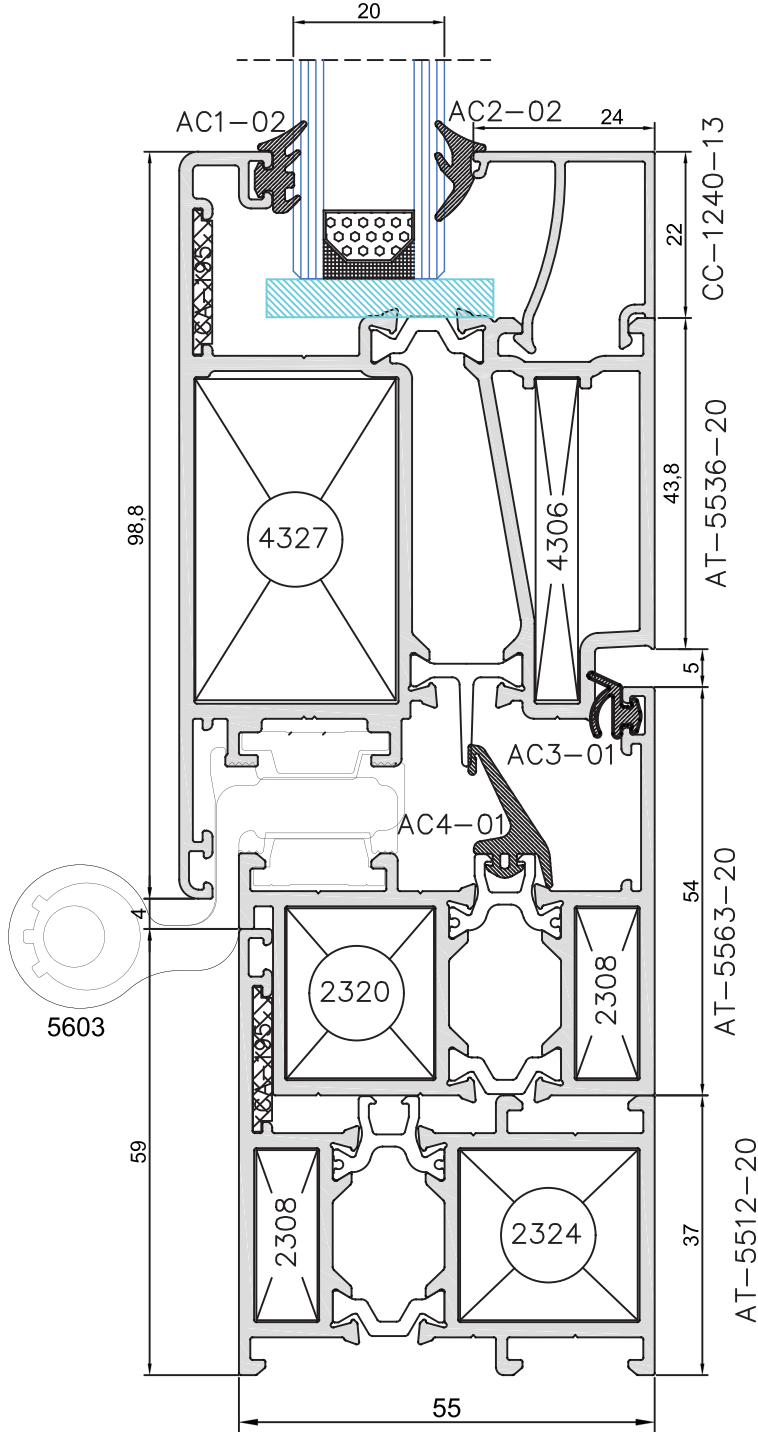
Destekli Ortakayıt



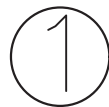
Destekli Orta kayıt Detay



AT-55 Yalıtımlı Seri (AT-55 Insulated Serie)

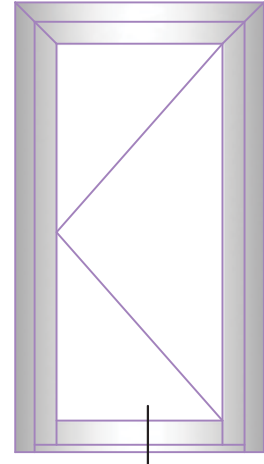
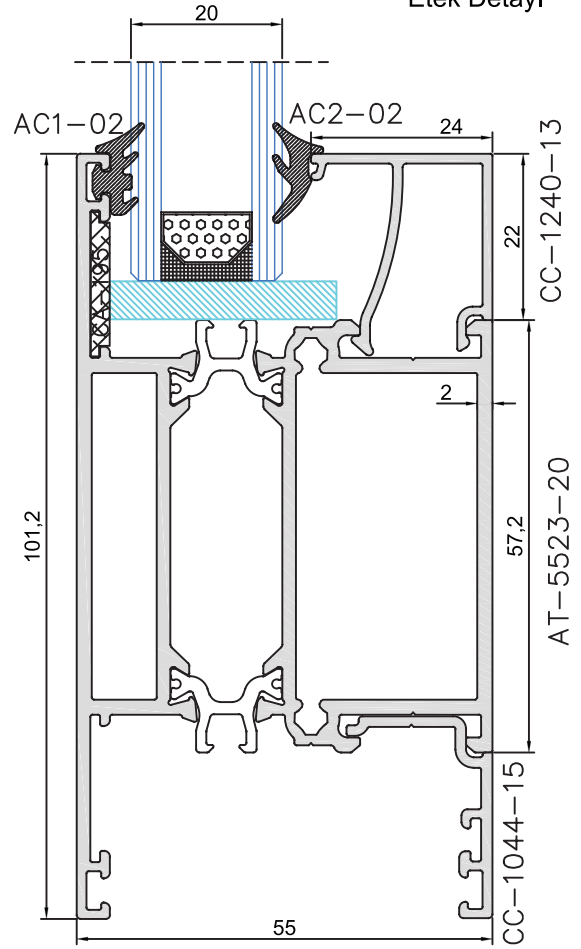
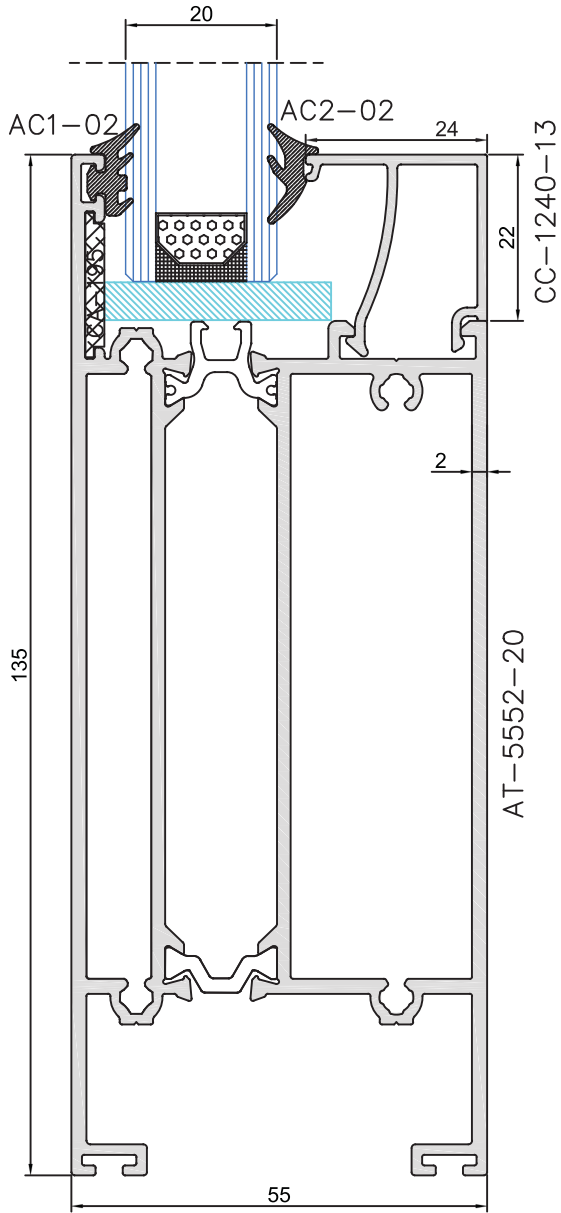


Dışa Açılım Kapı



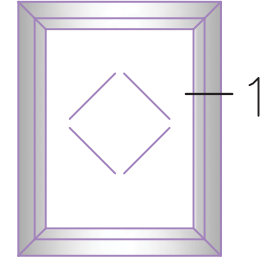
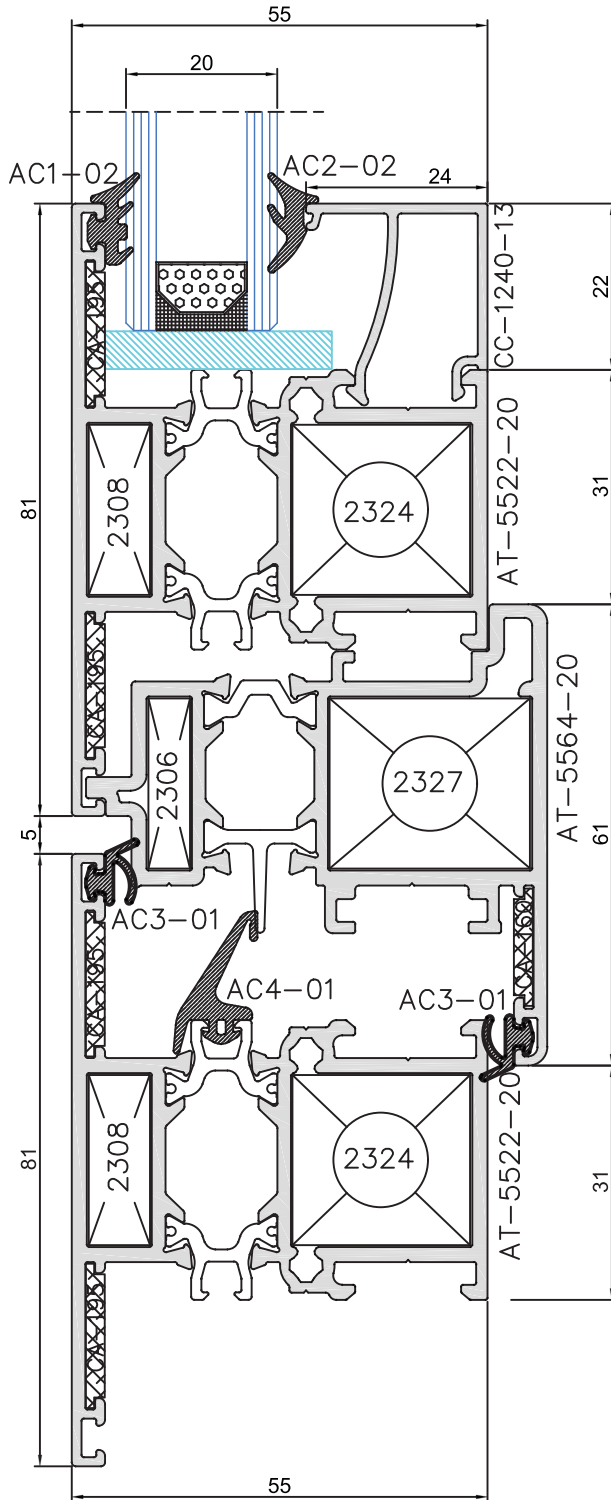
Dışa Açılır Kapı Kasa Detay

AT-55 Yalıtımlı Seri (AT-55 Insulated Serie)



Etek Detayı

AT-55 Yalıtımlı Seri (AT-55 Insulated Serie)

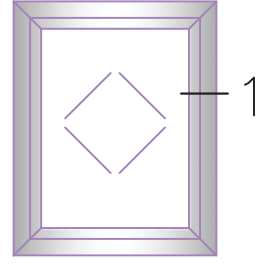
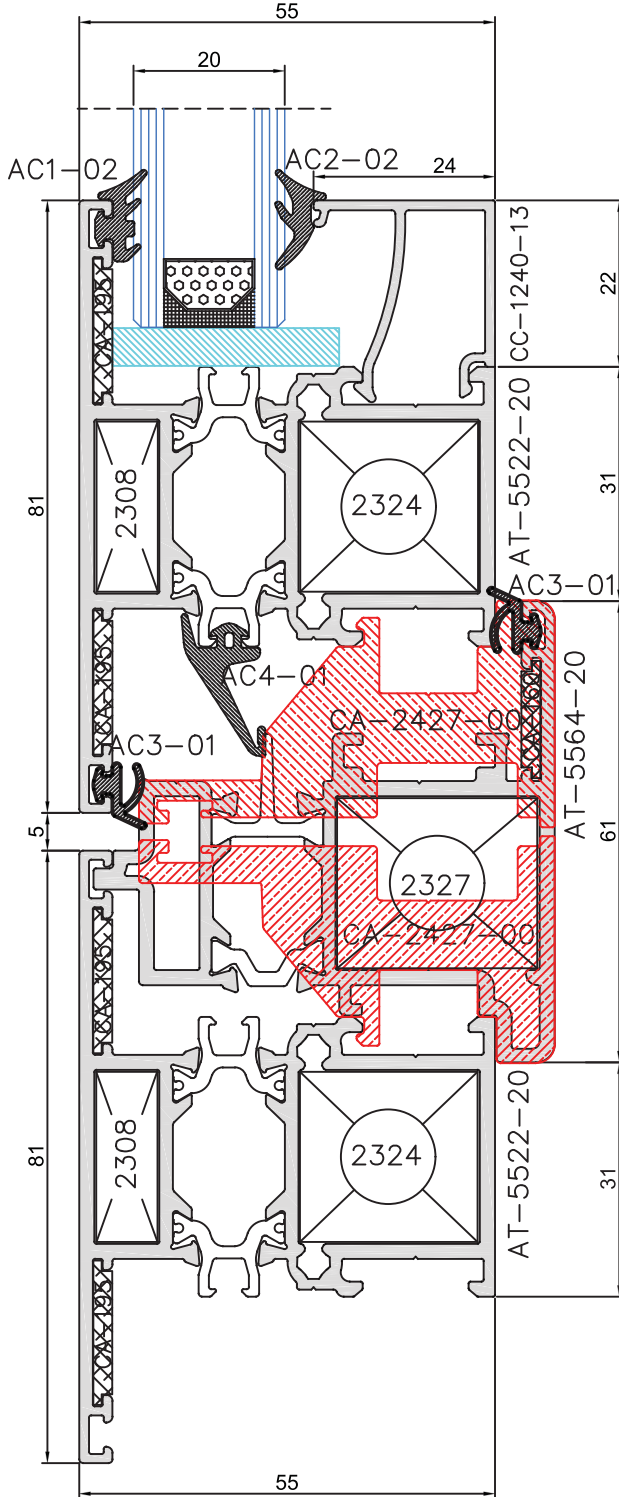


Pivot Kasa

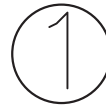


Pivot Menteşe Detay

AT-55 Yalıtımlı Seri (AT-55 Insulated Serie)

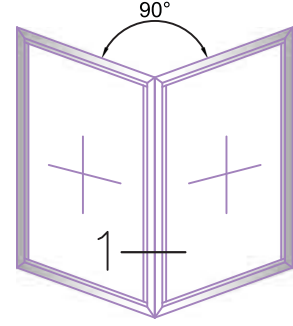


Pivot Kasa

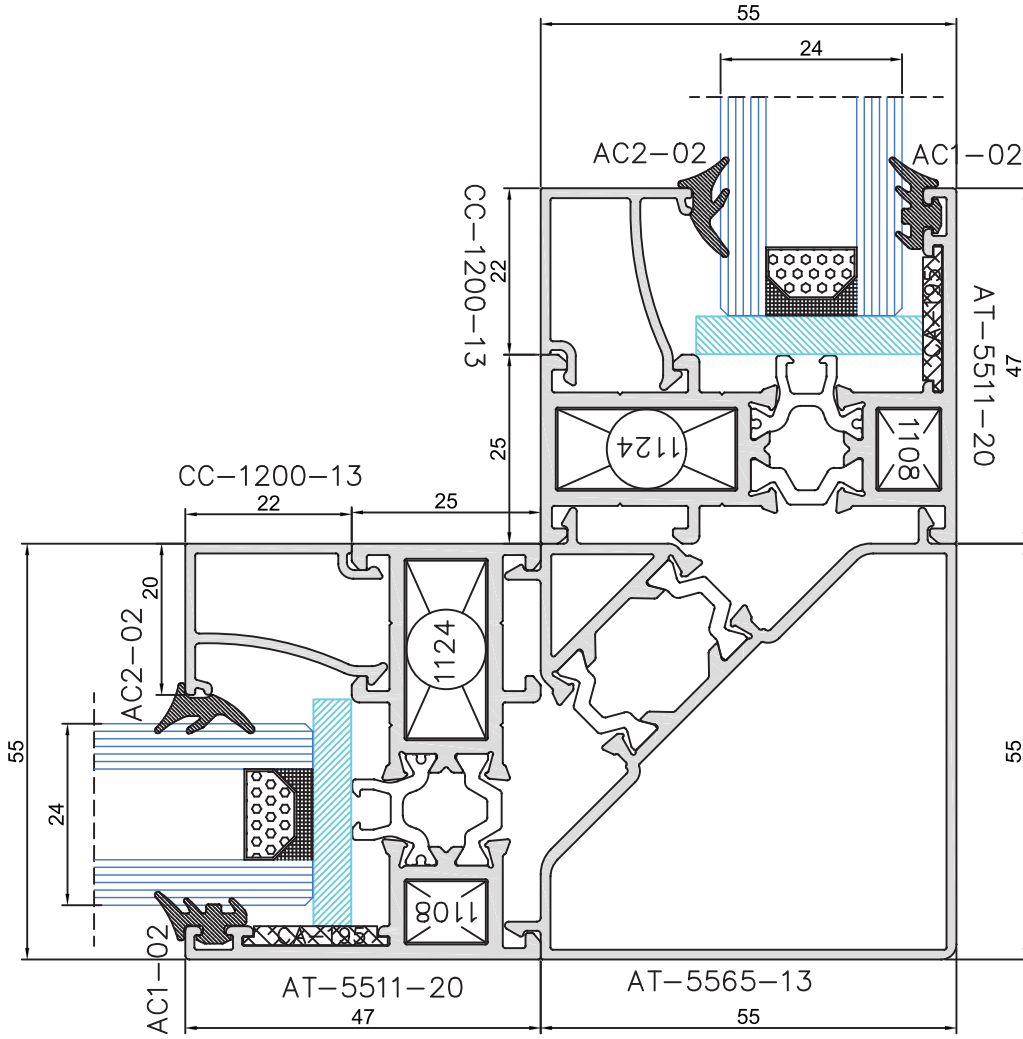


Pivot Menteşe Detay

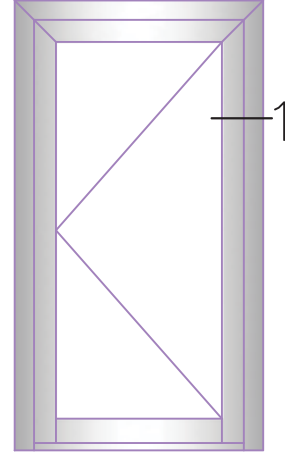
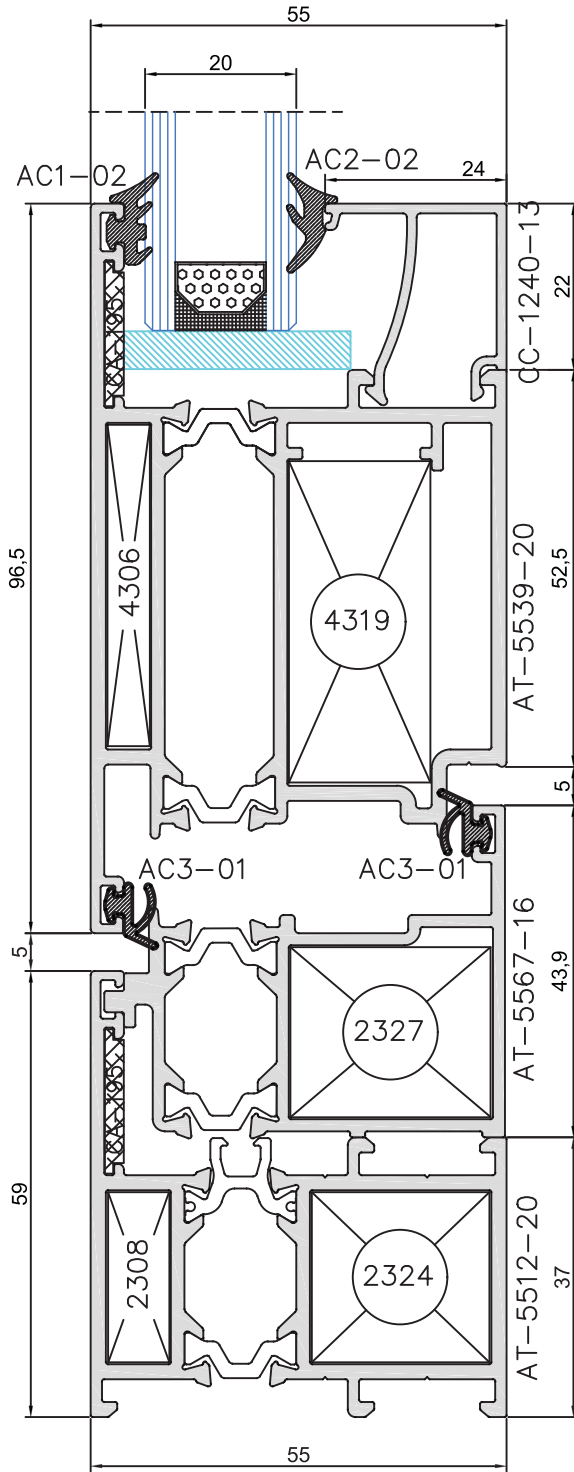
AT-55 Yalıtımlı Seri (AT-55 Insulated Serie)



90° Köşe Dönüş

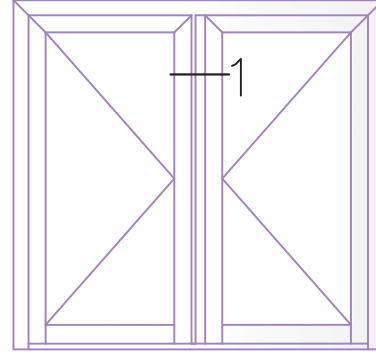
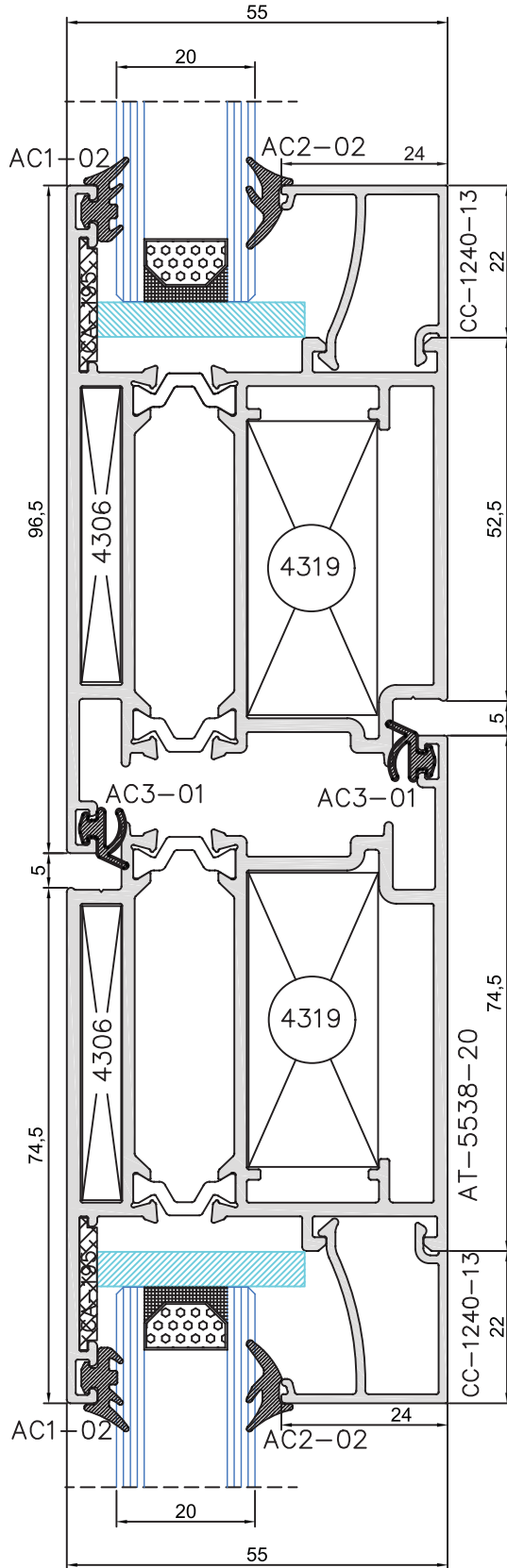


AT-55 Yalıtımlı Seri (AT-55 Insulated Serie)



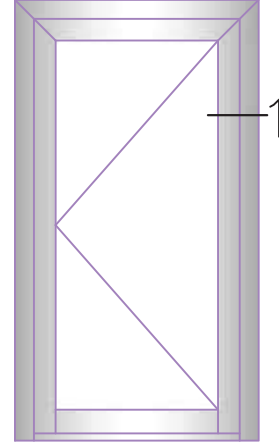
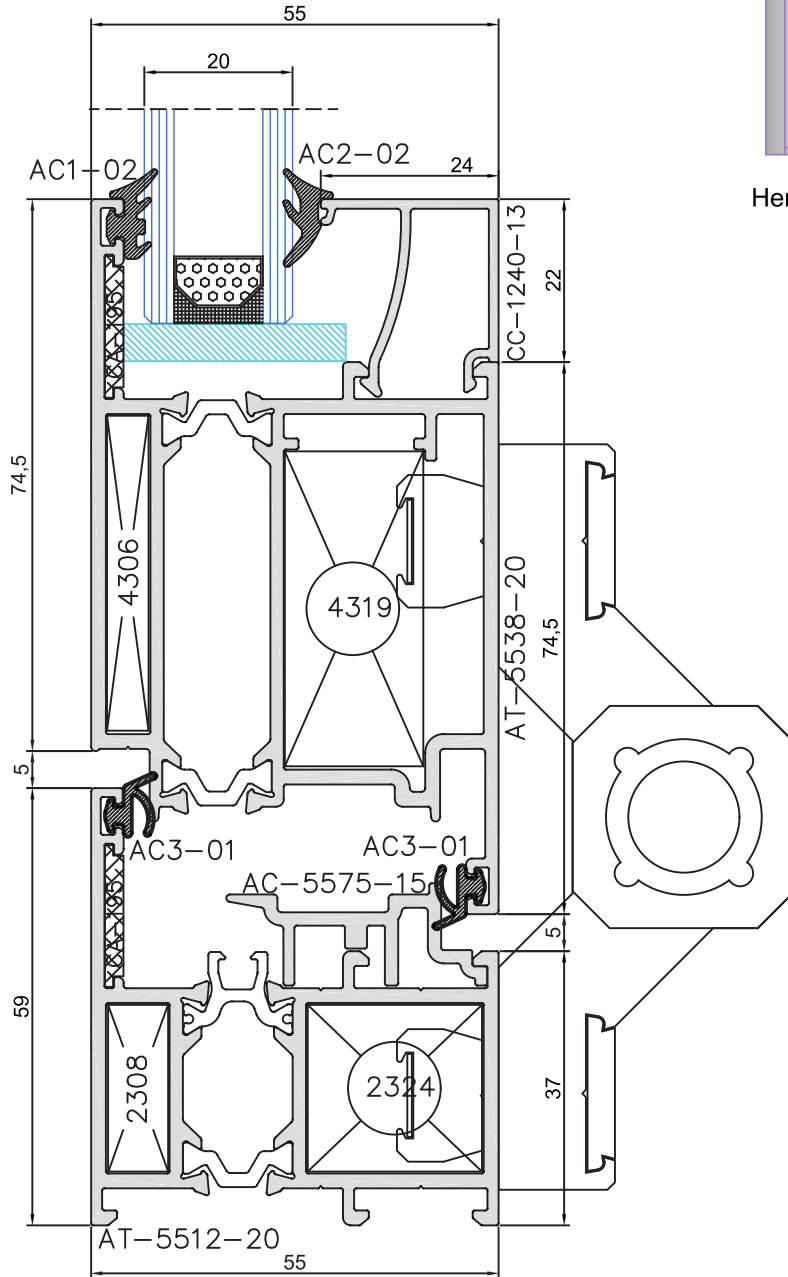
Hemyüz Dışa Açılır Kapı Kasa

AT-55 Yalıtımlı Seri (AT-55 Insulated Serie)



Hemyüz Çift Kanat Kapı Adaptörü

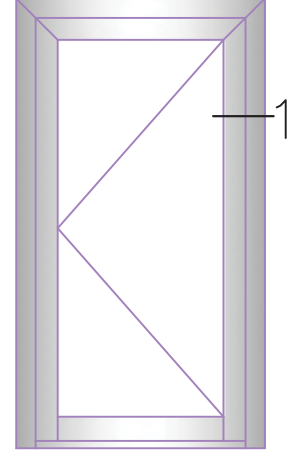
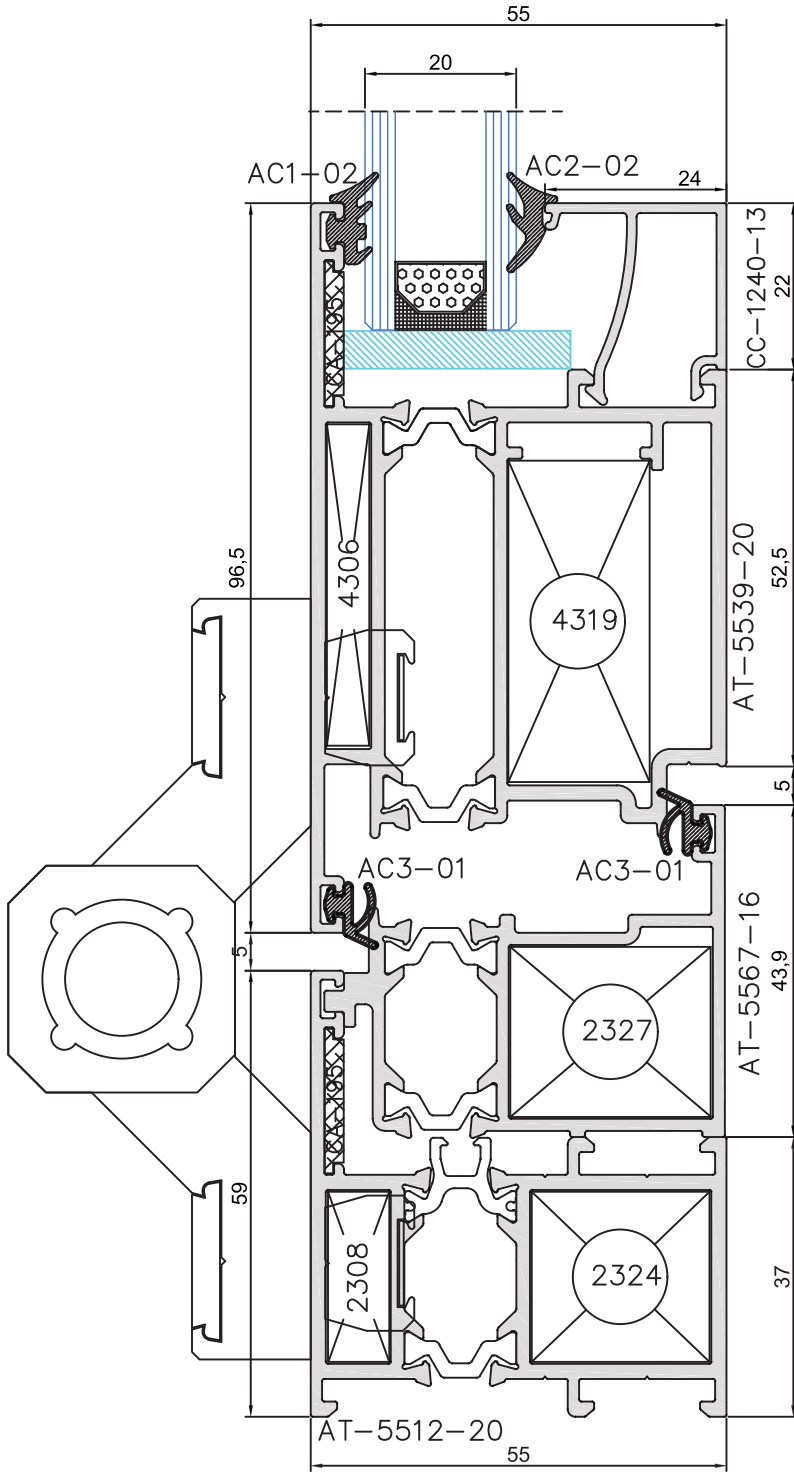
AT-55 Yalıtımlı Seri (AT-55 Insulated Serie)



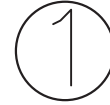
Hemyüz İçe Açılır Kapı

① Hemyüz Kapı Menteşe Detay

AT-55 Yalıtımlı Seri (AT-55 Insulated Serie)

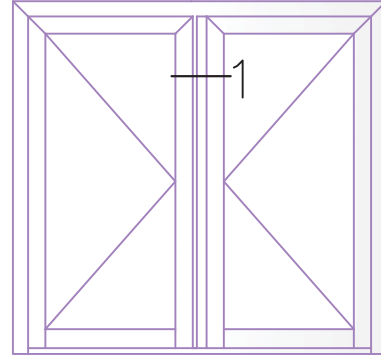
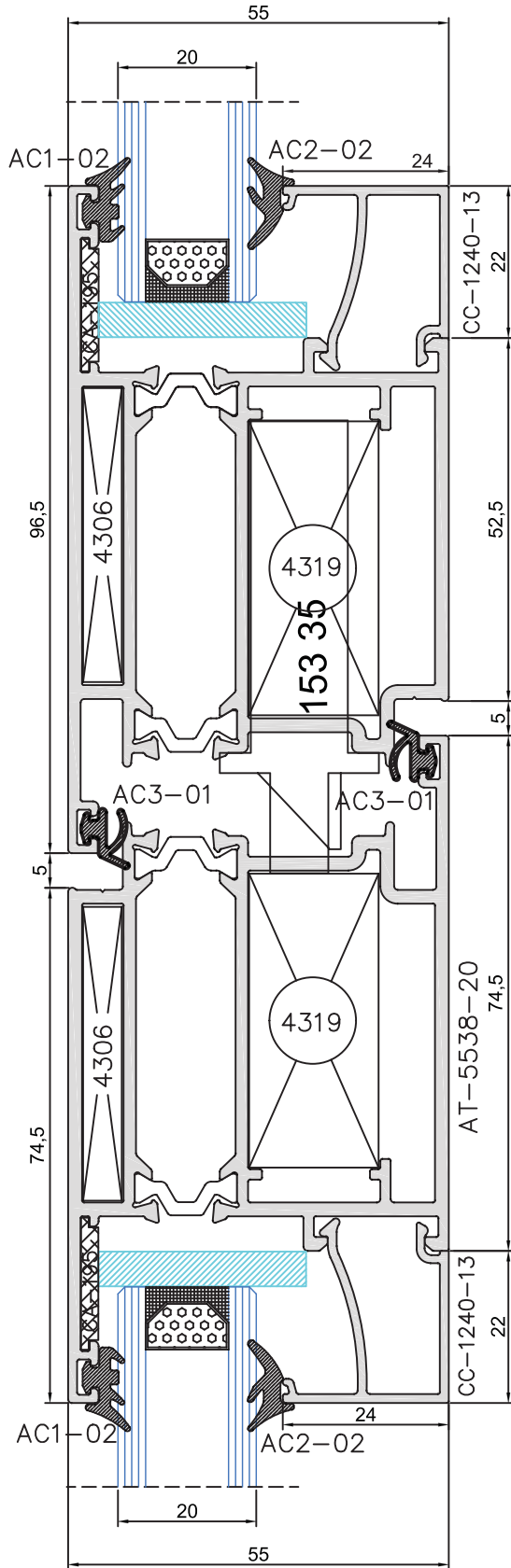


Dışa Açılım Kapı

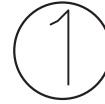


Hemyüz Kapı Mentеше Detay

AT-55 Yalıtımlı Seri (AT-55 Insulated Serie)

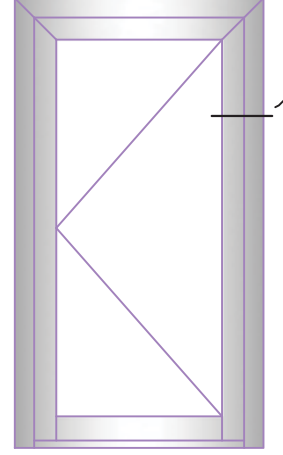
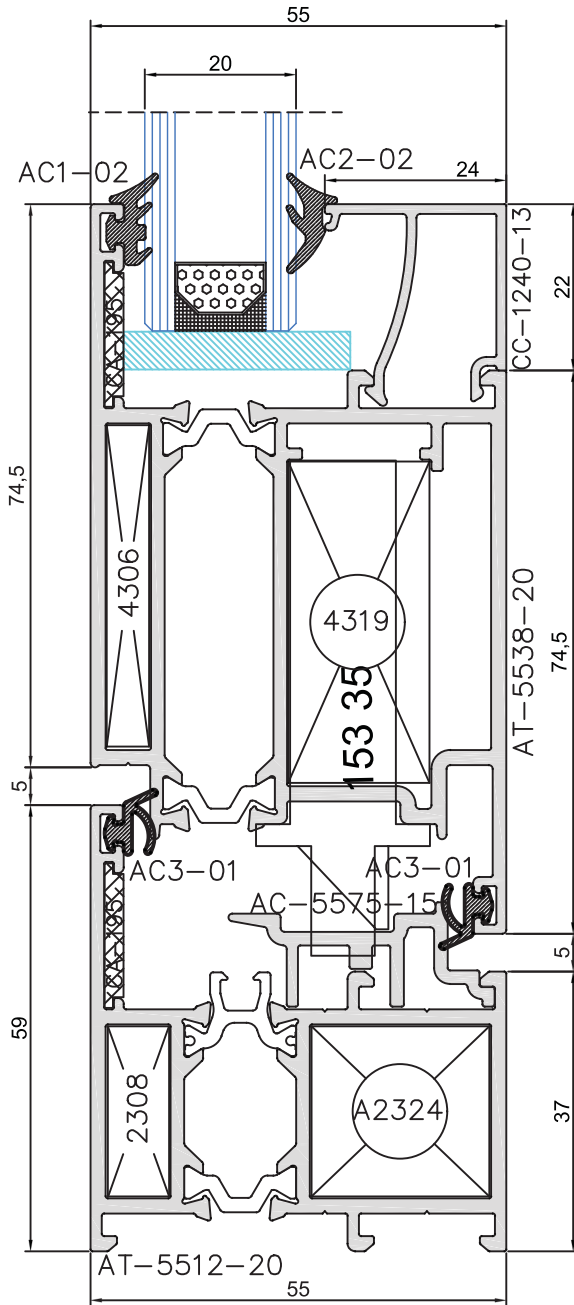


Hemiyüz Çift Kanat

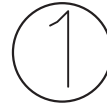


Hemiyüz Kapı Kilit Detay

AT-55 Yalıtımlı Seri (AT-55 Insulated Serie)

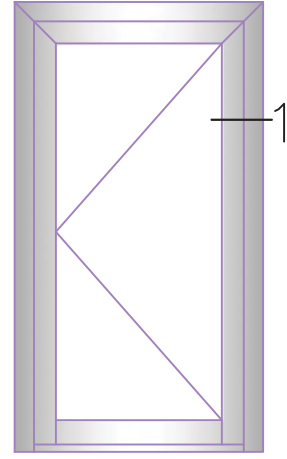
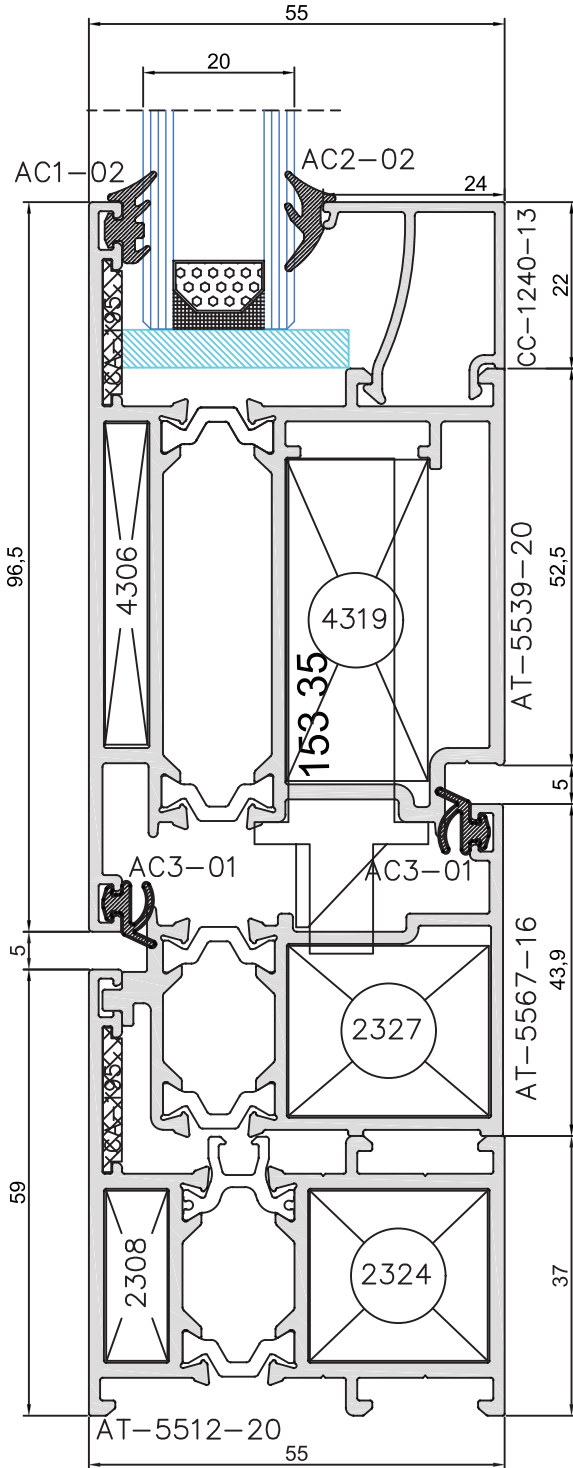


Hemyüz İçe Açılır Kapı

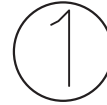


Hemyüz Kapı Kilit Detay

AT-55 Yalıtımlı Seri (AT-55 Insulated Serie)

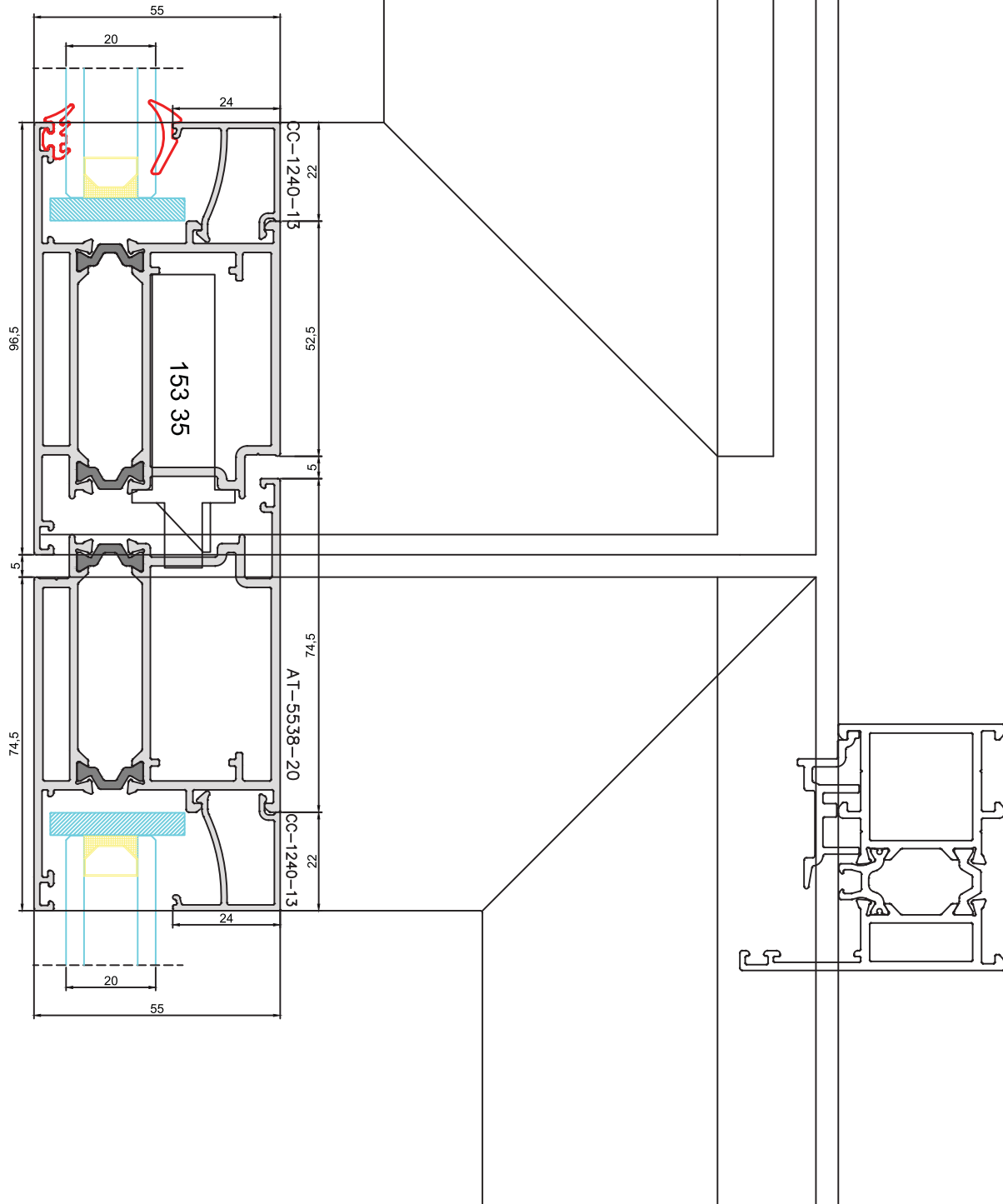


Hemyüz Dışa Açılır Kapı Kasa

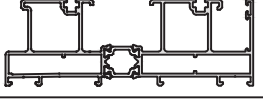
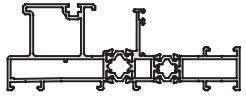
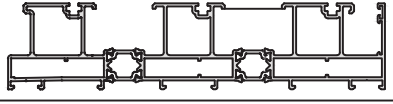
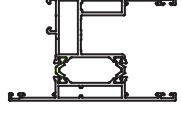

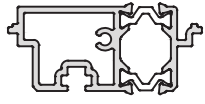
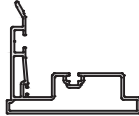
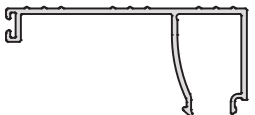
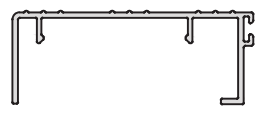

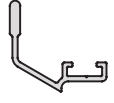
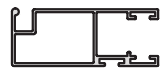
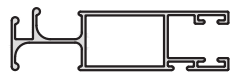


Hemyüz Kapı Kilit Detay

AT-55 Yalıtımlı Seri (AT-55 Insulated Serie)













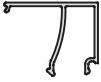

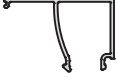


ASL-60 Kaldır Sür Seri (ASL-60 Lift and Slide Serie)


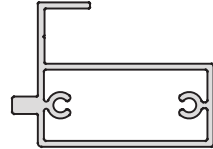
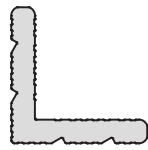
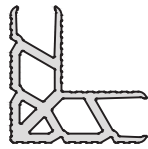
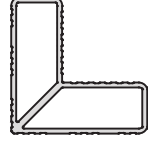
	KOD-CODE	TEORİK AĞIRLIK THEORETICAL WEIGHT Kg/m	AÇIKLAMA
	ASL-6011-18	3,236	2Li Kasa Profili
	ASL-6012-18	2,830	Sabitli Kasa Profili
	ASL-6013-18	4,848	3Lü Kasa Profili
	ASL-6021-18	2,154	Kanat Profili
	ASL-6031-16	0,728	Kenet Profili
	ASL-6032-18	1,047	Karşılıklı Kanat Profili
	ASL-6033-18	1,606	Dış Kanat Profili
	ASL-6034-16	0,628	Eşik Profili
	ASL-6035-16	0,625	Dış Eşik Profili
	ASL-6036-16	0,324	İspanyolet Profili
	ASL-6037-15	0,271	Damlalık ve Sineklik Ray Profili
	1310	0,335	Sürme Sineklik Profili
	1311	0,548	Sürme Sineklik Profili

ASL-60 Kaldır Sür Seri

(ASL-60 Lift and Slide Serie)

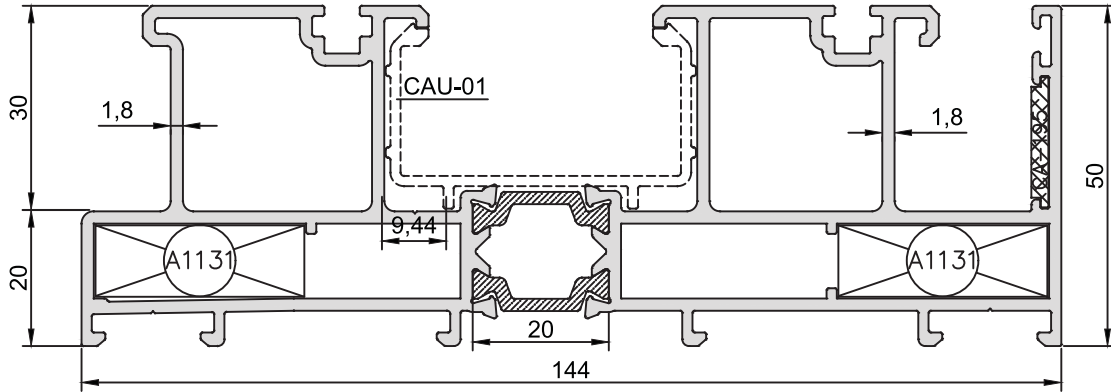
	KOD-CODE	TEORİK AĞIRLIK THEORETICAL WEIGHT Kg/m	AÇIKLAMA	
	AC-5572-15	0,110	Kasa Adaptör Profili	
	AC-5576-15	0,296	Pervaz Profili	
	AC-5577-15	0,377	Pervaz Profili	
	AC-5578-15	0,136	Damlalık Profili	
	AC-5580-20	0,392	Kasa Birleşim Profili	
	CC-1044-15	0,212	Cam Çıtası Profili	
	CC-1120-13	0,254	Cam Çıtası Profili	
	CC-1160-13	0,260	Cam Çıtası Profili	
	CC-1200-13	0,270	Cam Çıtası Profili	
	CC-1240-13	0,285	Cam Çıtası Profili	
	CC-1280-13	0,300	Cam Çıtası Profili	
	CC-1300-13	0,305	Cam Çıtası Profili	
	CC-1340-13	0,320	Cam Çıtası Profili	
	CC-1360-13	0,327	Cam Çıtası Profili	
	CC-1400-13	0,341	Cam Çıtası Profili	

ASL-60 Kaldır Sür Seri (ASL-60 Lift and Slide Serie)

	KOD-CODE	TEORİK AĞIRLIK THEORETICAL WEIGHT Kg/m	AÇIKLAMA	
	CC-1506-13	0,378	Cam Çıtası Profili	
	KT-5023-00	0,914	Kanat Sabitleme Profili	
	KT-2105-00	2,938	10,5mm Köşe Takoğu	
	KT-2225-00	2,543	22,5mm Köşe Takoğu	
	KT-1225-00	1,508	22,5mm Köşe Takoğu	

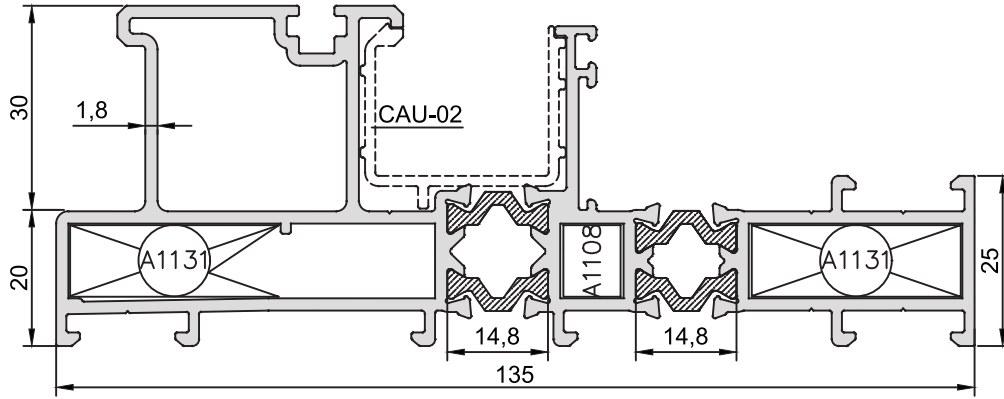
ASL-60 Kaldır Sür Seri

(ASL-60 Lift and Slide Serie)



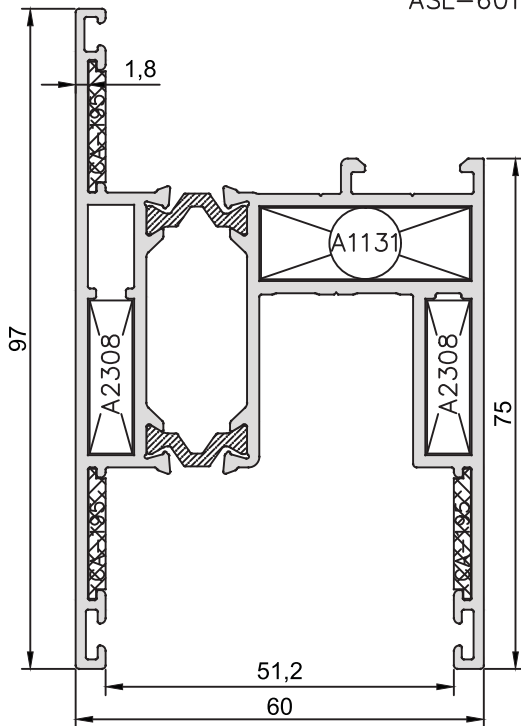
KOD-CODE
ASL-6011-18

TEORİK AĞIRLIK
THEORETICAL WEIGHT
3,236 Kg/m



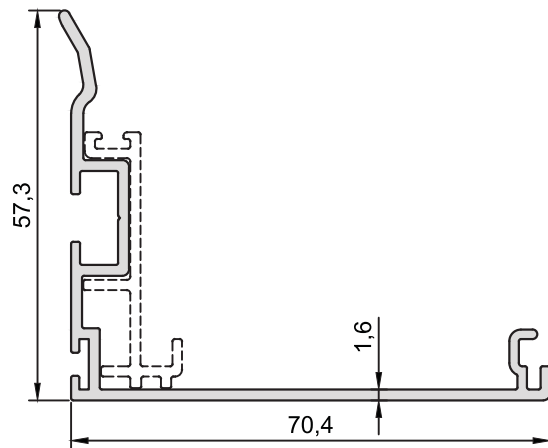
KOD-CODE
ASL-6012-18

TEORİK AĞIRLIK
THEORETICAL WEIGHT
2,830 Kg/m



KOD-CODE
ASL-6021-18

TEORİK AĞIRLIK
THEORETICAL WEIGHT
2,154 Kg/m

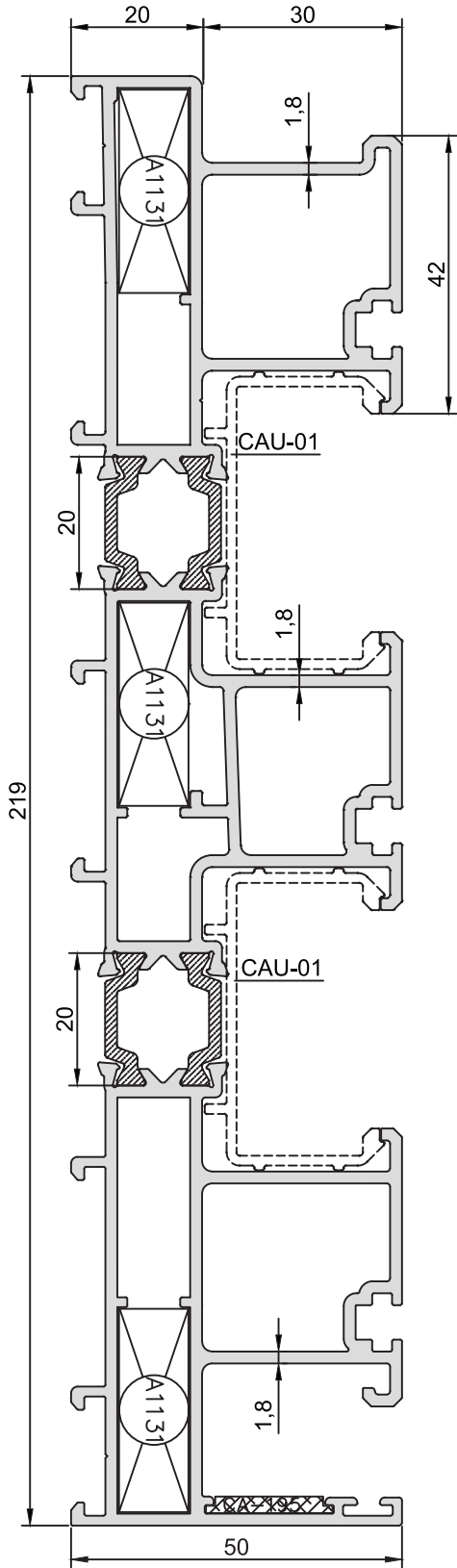


KOD-CODE
ASL-6031-16

TEORİK AĞIRLIK
THEORETICAL WEIGHT
0,728 Kg/m

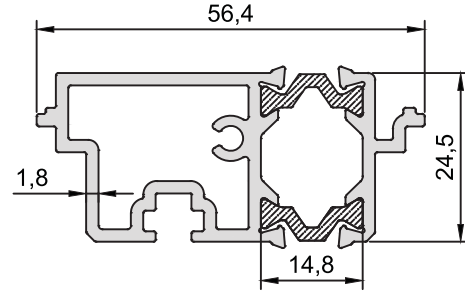
ASL-60 Kaldır Sür Seri

(ASL-60 Lift and Slide Serie)



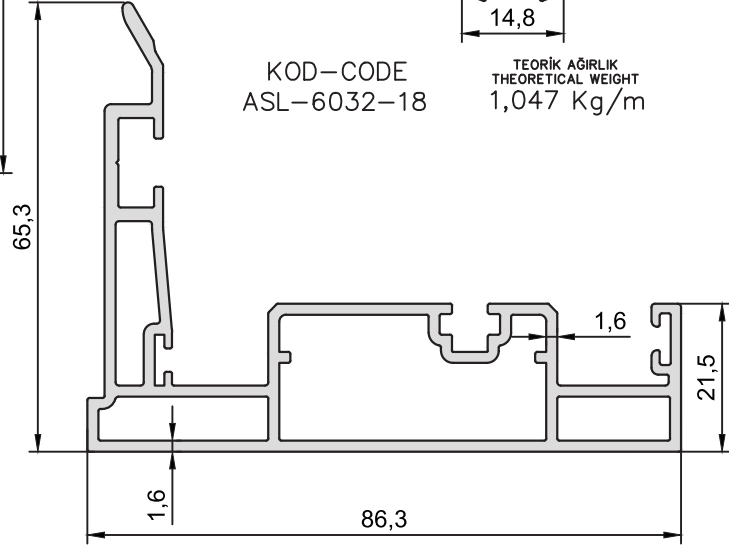
KOD-CODE
ASL-6013-18

TEORİK AĞIRLIK
THEORETICAL WEIGHT
4,848 Kg/m



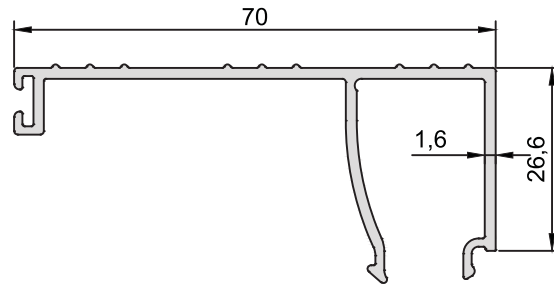
KOD-CODE
ASL-6032-18

TEORİK AĞIRLIK
THEORETICAL WEIGHT
1,047 Kg/m



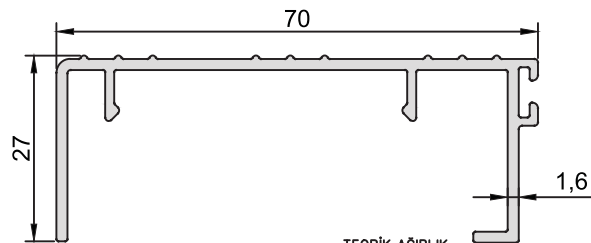
KOD-CODE
ASL-6033-18

TEORİK AĞIRLIK
THEORETICAL WEIGHT
1,606 Kg/m



KOD-CODE
ASL-6034-16

TEORİK AĞIRLIK
THEORETICAL WEIGHT
0,628 Kg/m

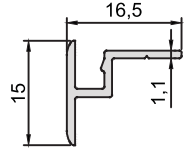


KOD-CODE
ASL-6035-16

TEORİK AĞIRLIK
THEORETICAL WEIGHT
0,625 Kg/m

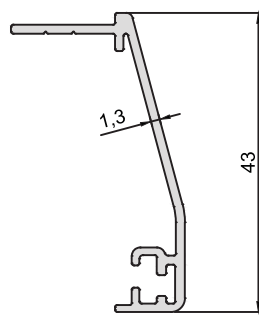
ASL-60 Kaldır Sür Seri

(ASL-60 Lift and Slide Serie)



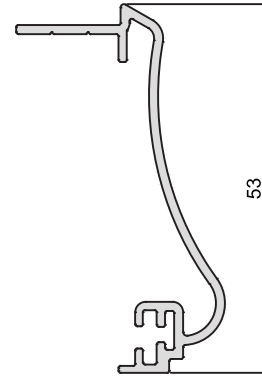
KOD-CODE
AC-5572-15

TEORİK AĞIRLIK
THEORETICAL WEIGHT
0,110 Kg/m



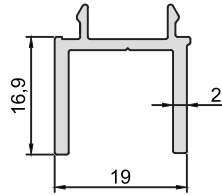
KOD-CODE
AC-5576-15

TEORİK AĞIRLIK
THEORETICAL WEIGHT
0,296 Kg/m



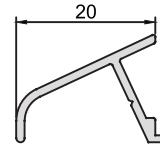
KOD-CODE
AC-5577-15

TEORİK AĞIRLIK
THEORETICAL WEIGHT
0,377 Kg/m



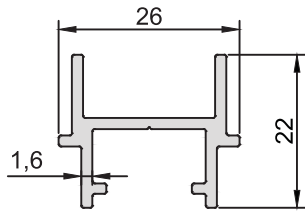
KOD-CODE
AC-5580-20

TEORİK AĞIRLIK
THEORETICAL WEIGHT
0,392 Kg/m



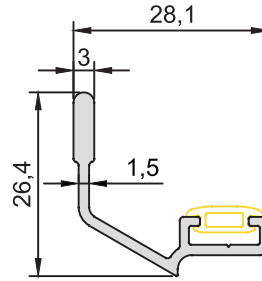
KOD-CODE
AC-5578-15

TEORİK AĞIRLIK
THEORETICAL WEIGHT
0,136 Kg/m



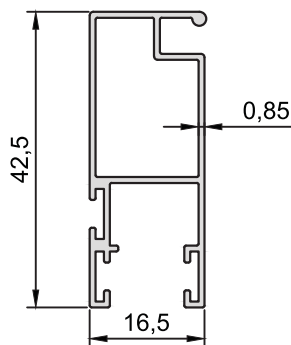
KOD-CODE
ASL-6036-16

TEORİK AĞIRLIK
THEORETICAL WEIGHT
0,324 Kg/m



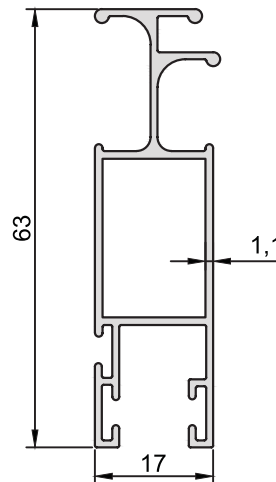
KOD-CODE
ASL-6037-15

TEORİK AĞIRLIK
THEORETICAL WEIGHT
0,271 Kg/m



KOD-CODE
1310

TEORİK AĞIRLIK
THEORETICAL WEIGHT
0,335 Kg/m

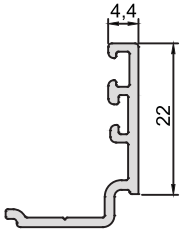


KOD-CODE
1311

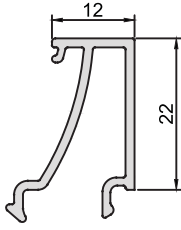
TEORİK AĞIRLIK
THEORETICAL WEIGHT
0,548 Kg/m

ASL-60 Kaldır Sür Seri

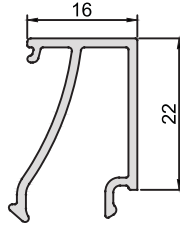
(ASL-60 Lift and Slide Serie)



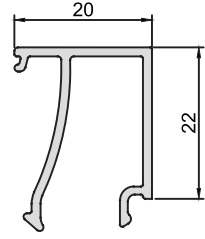
KOD-CODE TEORİK AĞIRLIK
CC-1044-15 0,212 Kg/m



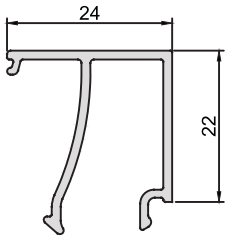
KOD-CODE TEORİK AĞIRLIK
CC-1120-13 0,254 Kg/m



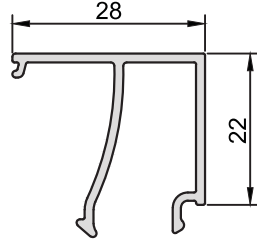
KOD-CODE TEORİK AĞIRLIK
CC-1160-13 0,260 Kg/m



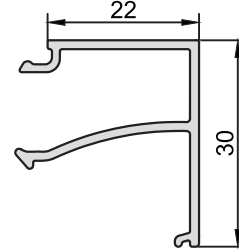
KOD-CODE TEORİK AĞIRLIK
CC-1200-13 0,270 Kg/m



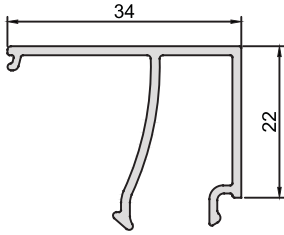
KOD-CODE TEORİK AĞIRLIK
CC-1240-13 0,285 Kg/m



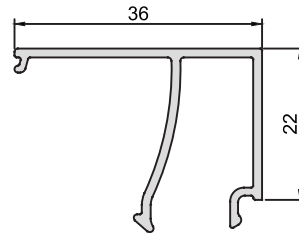
KOD-CODE TEORİK AĞIRLIK
CC-1280-13 0,300 Kg/m



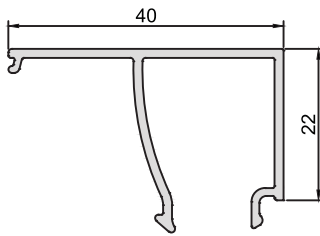
KOD-CODE TEORİK AĞIRLIK
CC-1300-13 0,305 Kg/m



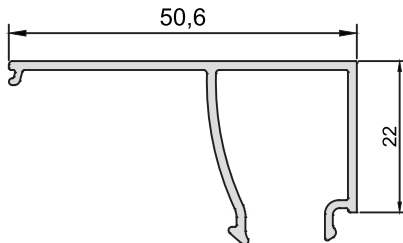
KOD-CODE TEORİK AĞIRLIK
CC-1340-13 0,320 Kg/m



KOD-CODE TEORİK AĞIRLIK
CC-1360-13 0,327 Kg/m



KOD-CODE TEORİK AĞIRLIK
CC-1400-13 0,341 Kg/m

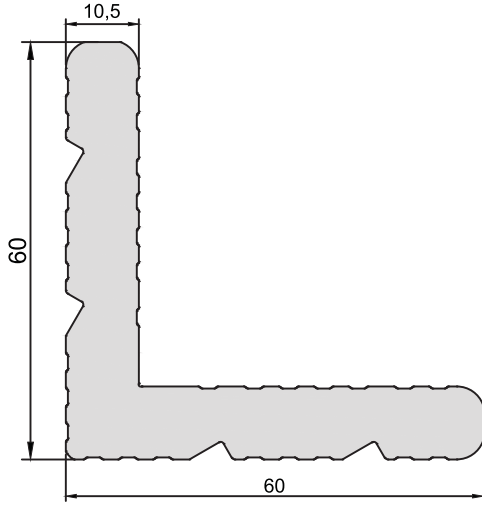


KOD-CODE TEORİK AĞIRLIK
CC-1506-13 0,378 Kg/m

CAM ÖLÇÜSÜ	PROFİL KOD-CODE	FİTİL KOD	
		DIŞ CAM	İÇ CAM
8 mm	CC-1400-13	AC1-02	AC2-03
10 mm	CC-1400-13	AC1-02	AC2-01
12 mm	CC-1360-13	AC1-02	AC2-03
16 mm	CC-1340-13	AC1-02	AC2-02
20 mm	CC-1300-13	AC1-02	AC2-02
22 mm	CC-1280-13	AC1-02	AC2-02
24 mm	CC-1240-13	AC1-02	AC2-02
26 mm	CC-1240-13	AC1-02	AC2-01
30 mm	CC-1200-13	AC1-02	AC2-01
34 mm	CC-1160-13	AC1-02	AC2-01
38 mm	CC-1120-13	AC1-02	AC2-01
46 mm	CC-1044-15	AC1-02	AC2-01

ASL-60 Kaldır Sür Seri

(ASL-60 Lift and Slide Serie)

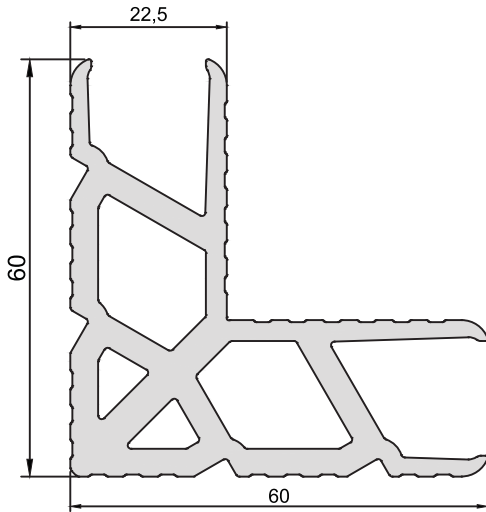


KOD-CODE
KT-2105-00

TEORİK AĞIRLIK
THEORETICAL WEIGHT
2,938 Kg/m

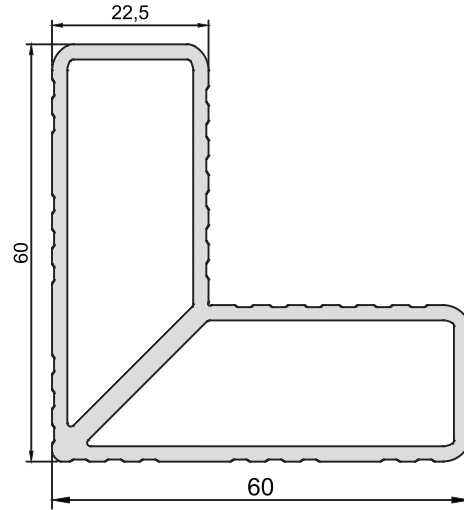
PROFİL KOD-CODE	KESİM ÖLÇÜSÜ	AKSESUAR KOD
ASL-6011-18 ASL-6012-18 ASL-6013-18	30,8 mm	A1131
	8,1 mm	A4308
ASL-6012-18	8,4 mm	A1108

PROFİL KOD-CODE	KESİM ÖLÇÜSÜ	AKSESUAR KOD
ASL-6021-18	6,3 mm	A2308



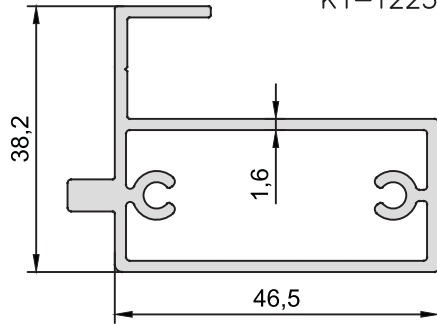
KOD-CODE
KT-2225-00

TEORİK AĞIRLIK
THEORETICAL WEIGHT
2,543 Kg/m



KOD-CODE
KT-1225-00

TEORİK AĞIRLIK
THEORETICAL WEIGHT
1,508 Kg/m



KOD-CODE
KT-5023-00

TEORİK AĞIRLIK
THEORETICAL WEIGHT
0,914 Kg/m

ASL-60 Kaldır Sür Seri

(ASL-60 Lift and Slide Serie)



AC1-02 2 mm Dış Cam Fitili
1 Koli 12 Kg
1 Koli 250 M



AC2-01 3 mm İç Cam Fitili
1 Koli 12 Kg
1 Koli 330 M



AC2-02 4 mm İç Cam Fitili
1 Koli 10 Kg
1 Koli 210 M



AC2-03 5 mm İç Cam Fitili
1 Koli 15 Kg
1 Koli 215 M



AC3-01 Kasa-Kanat Bini Fitili
1 Koli 10 Kg
1 Koli 295 M



AC5-01 1 Koli 10 Kg
1 Koli 275 M



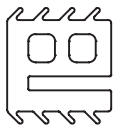
AC5-02 1 Koli 10 Kg
1 Koli 235 M



AC5-03 1 Koli 15 Kg
1 Koli 375 M



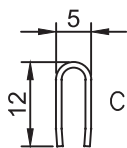
AC5-04 1 Koli 15 Kg
1 Koli 218 M



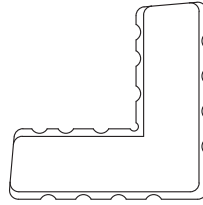
AC5-05 1 Koli 15 Kg
1 Koli 128 M



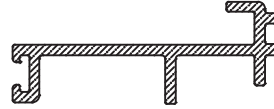
PB67-800 1 Rulo 250 M



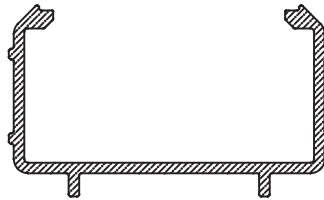
CR-12mm Çelik Ray
3 M



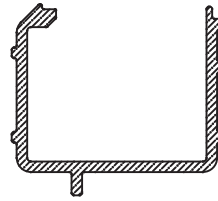
CA-195 1 Adet



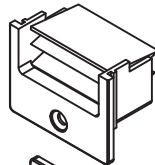
CAK-01 Kenet PVC 6 M



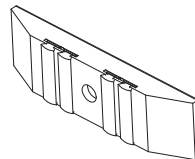
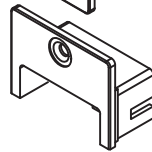
CAU-01 Kanal "U" PVC 6 M



CAU-02 6 M Sabitli Kanal "U" PVC



CAP-01 Kenet Plastik Alt Üst 1 Takım




KH-01 Hava Kesici Alt-Üst 1 Takım

ASL-60 Kaldır Sür Seri

(ASL-60 Lift and Slide Serie)

HS-PORTAL 300 LM Beschriftungs-Information Beschriftungsteile

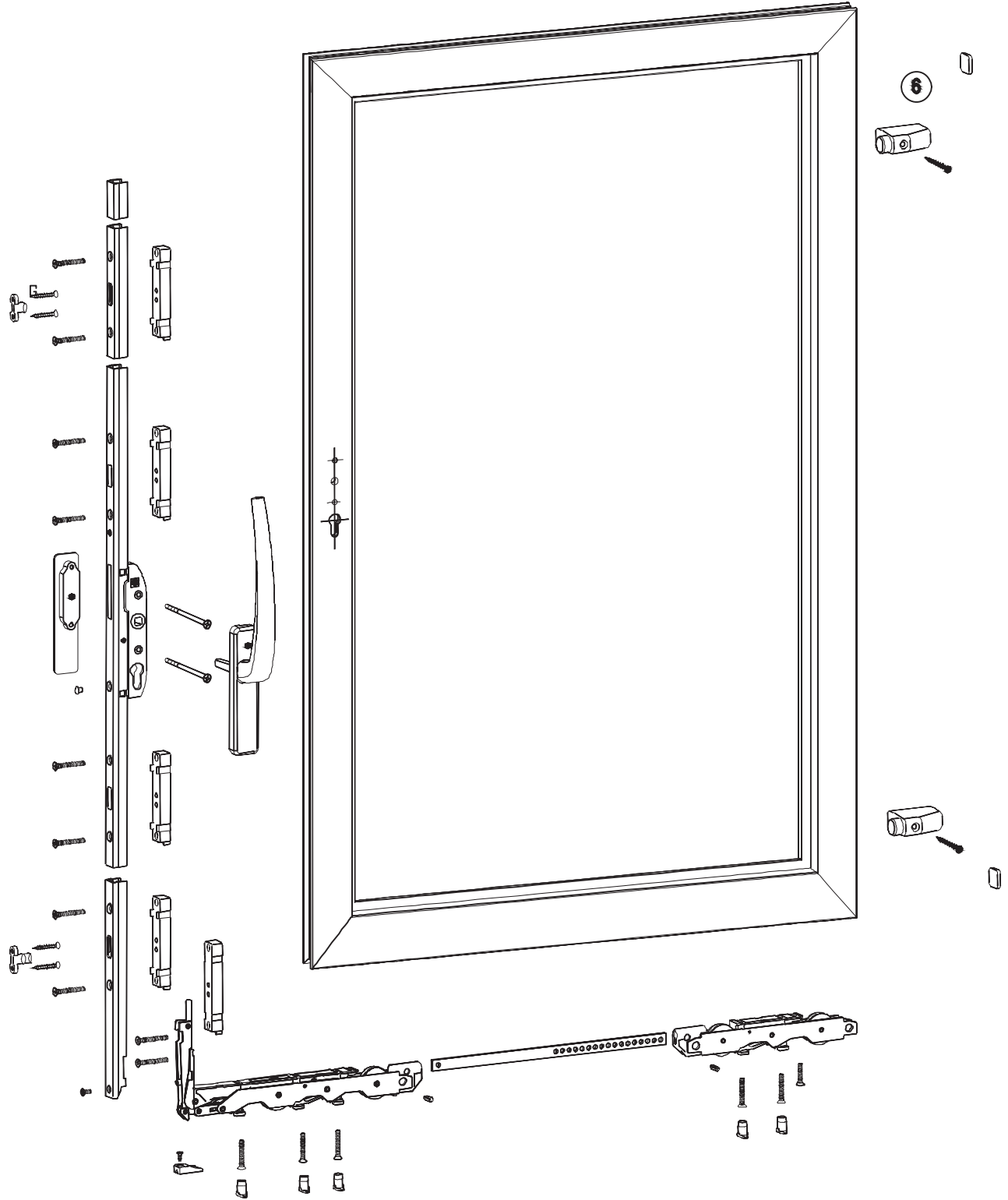


Flexibel durch optimierte Packeinheiten

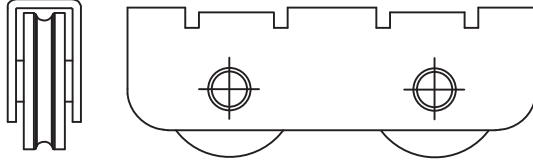
- Hebel Si-line HS 300 innen **(1)** und Abdeckkappe Si-line HS 300 **(3)**
in weiß RAL 9016 – silber – si-braun lieferbar
- Grundbeschriftungsteile **(4 bis 16)** im Karton HS-PORTAL 300 LM (je nach Profilsystem)
- Flügelbreitenabhängig Verbindungsstab Gr. 150 bis 335 **(22)**
- Flügelhöhenabhängig Getriebe HS-PORTAL 300 PZ Gr. 170, 220 und 260 **(23)**

ASL-60 Kaldır Sür Seri

(ASL-60 Lift and Slide Serie)

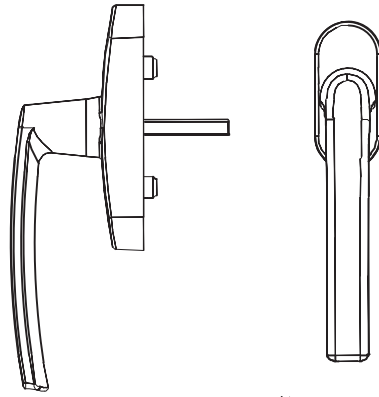


ASL-60 Kaldır Sür Seri (ASL-60 Lift and Slide Serie)

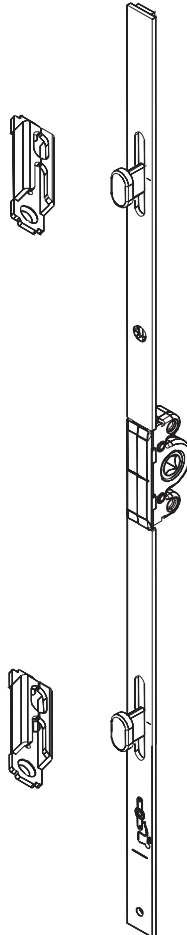


300 Kg
Çiftli Rulman

1 Adet



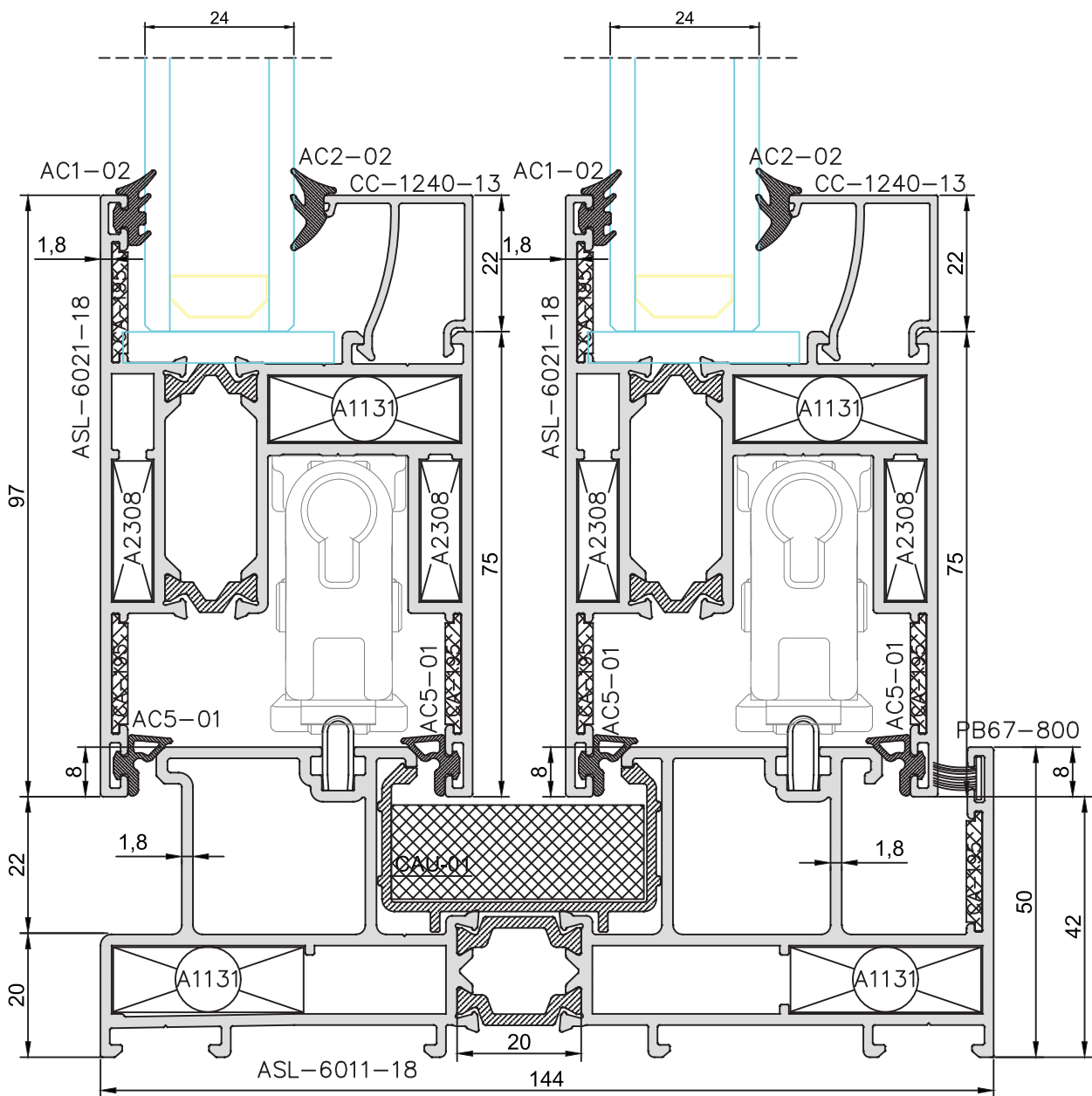

PVC Kol 1 Adet



PVC Kilitleme 1 Adet

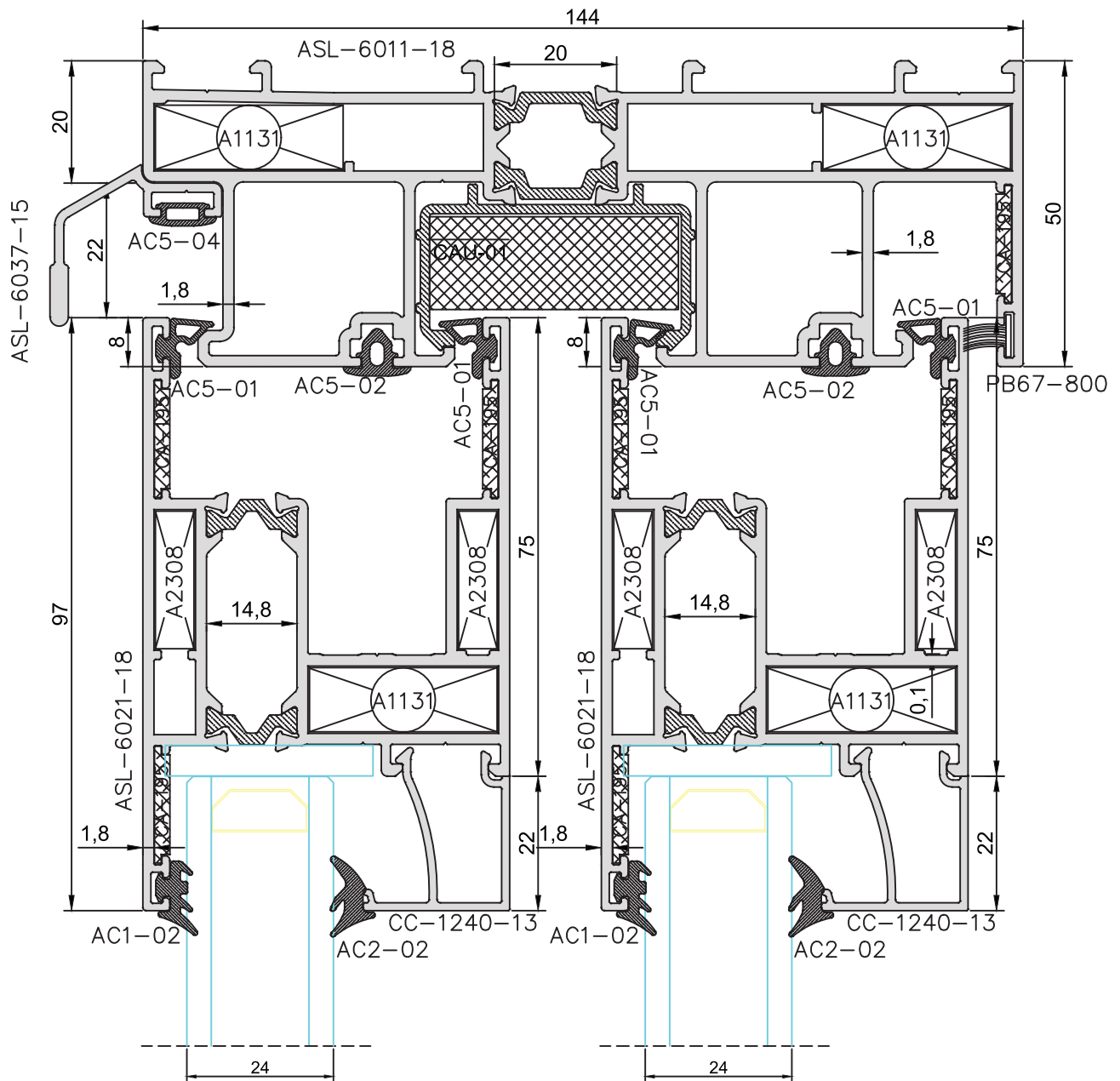
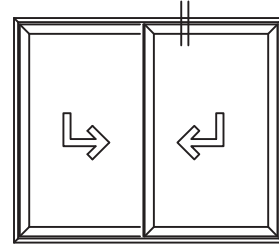
ASL-60 Kaldır Sür Seri

(ASL-60 Lift and Slide Serie)



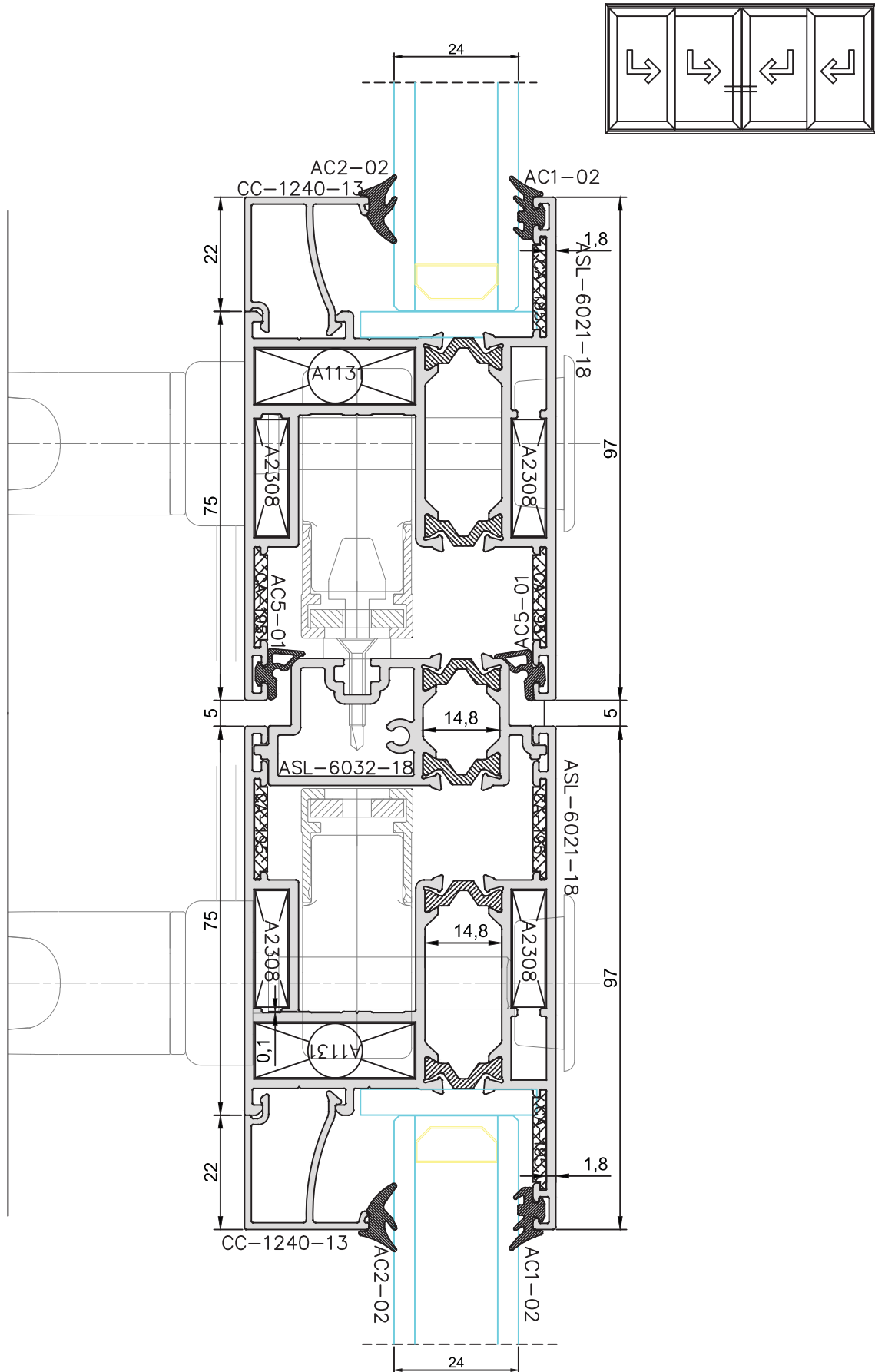
ASL-60 Kaldır Sür Seri

(ASL-60 Lift and Slide Serie)



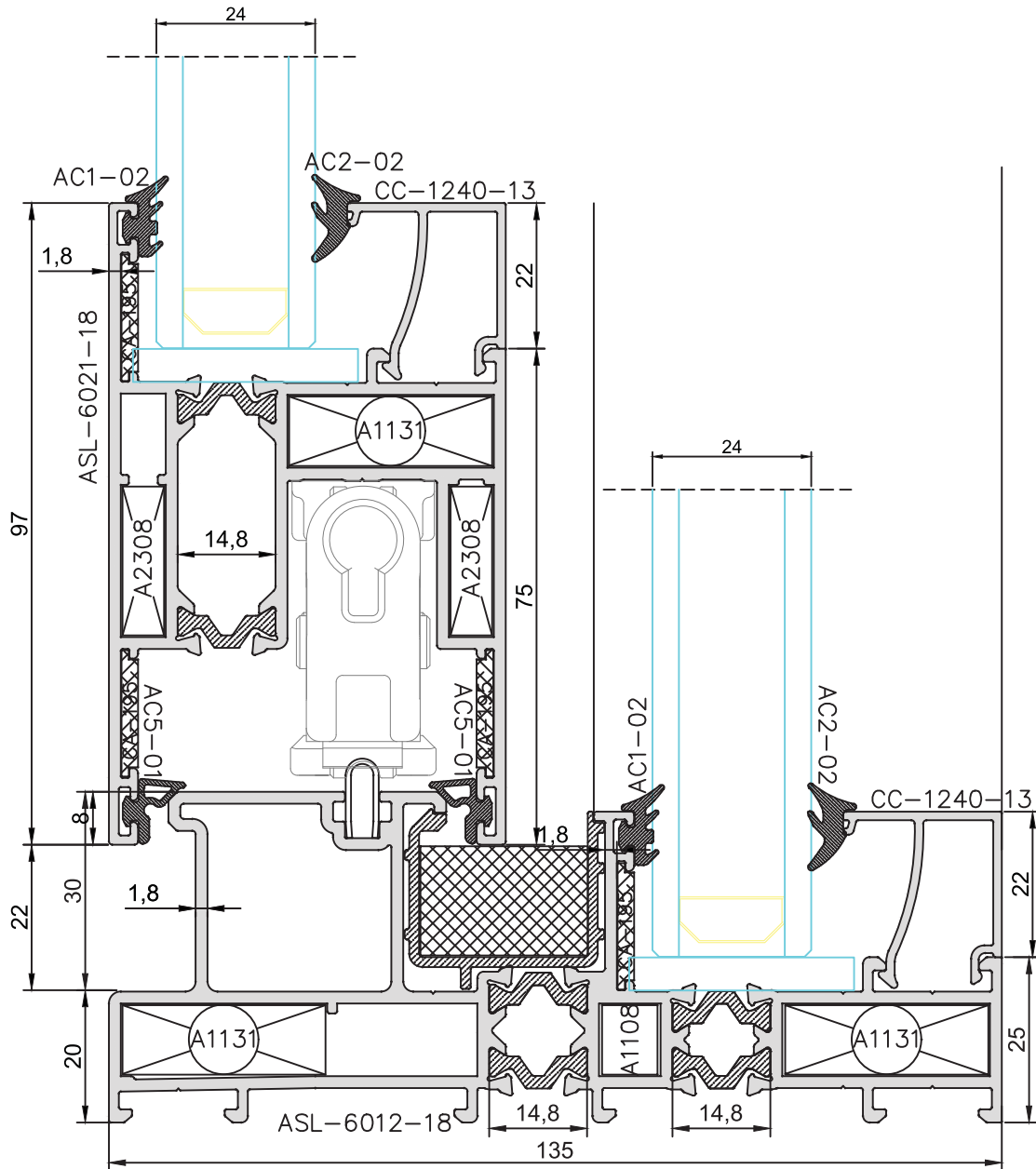

ASL-60 Kaldır Sür Seri

(ASL-60 Lift and Slide Serie)



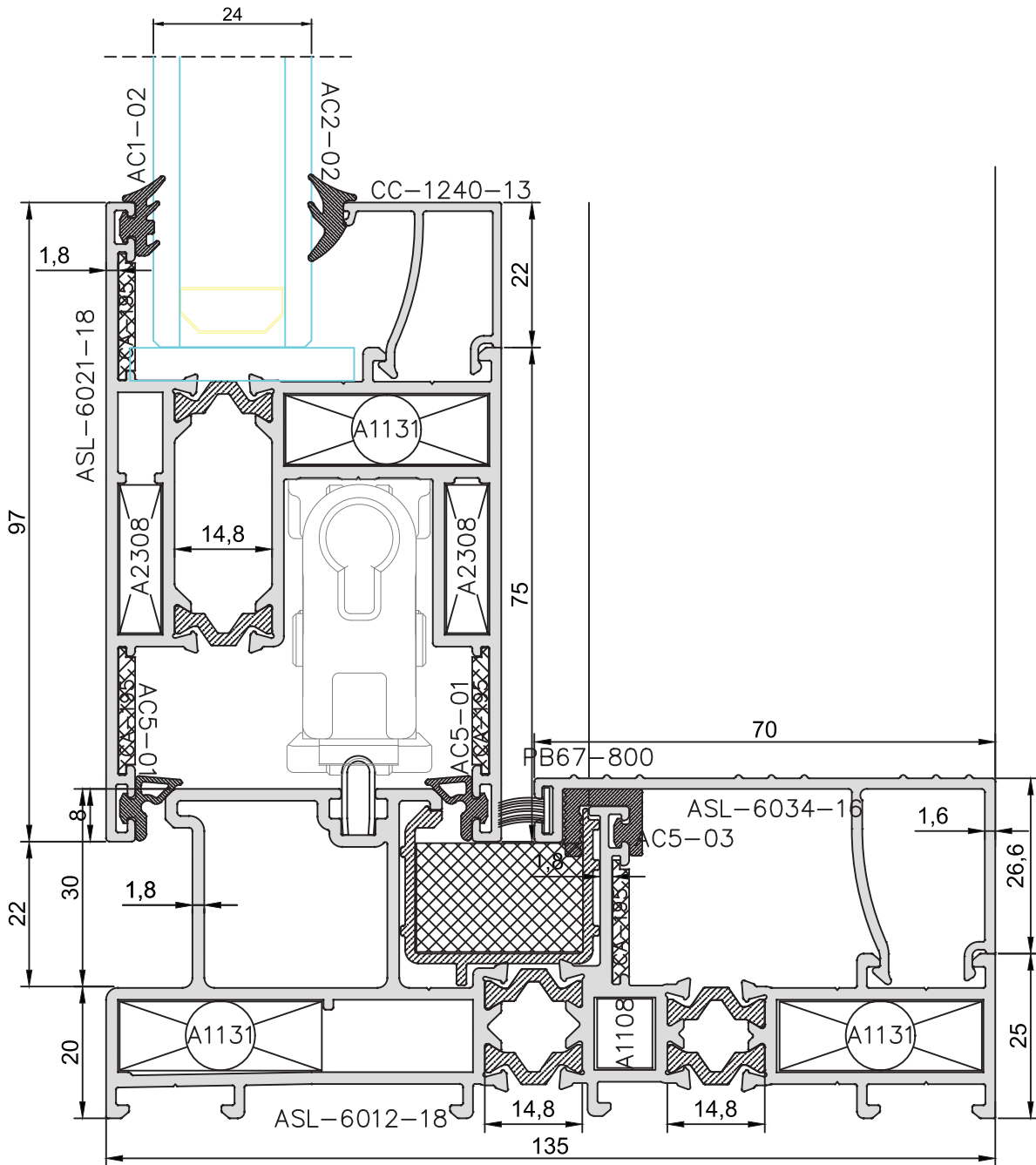

ASL-60 Kaldır Sür Seri

(ASL-60 Lift and Slide Serie)



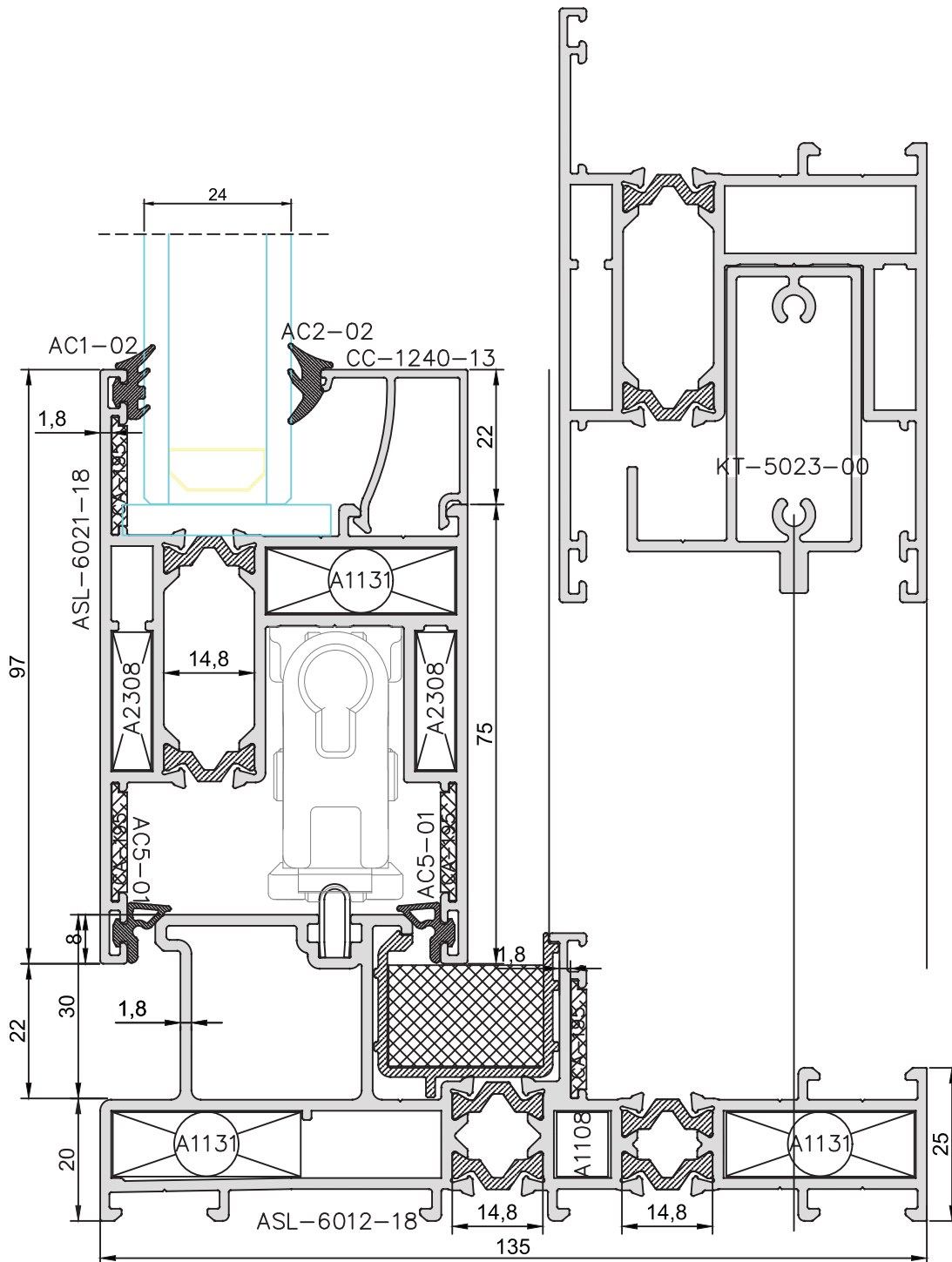

ASL-60 Kaldır Sür Seri

(ASL-60 Lift and Slide Serie)



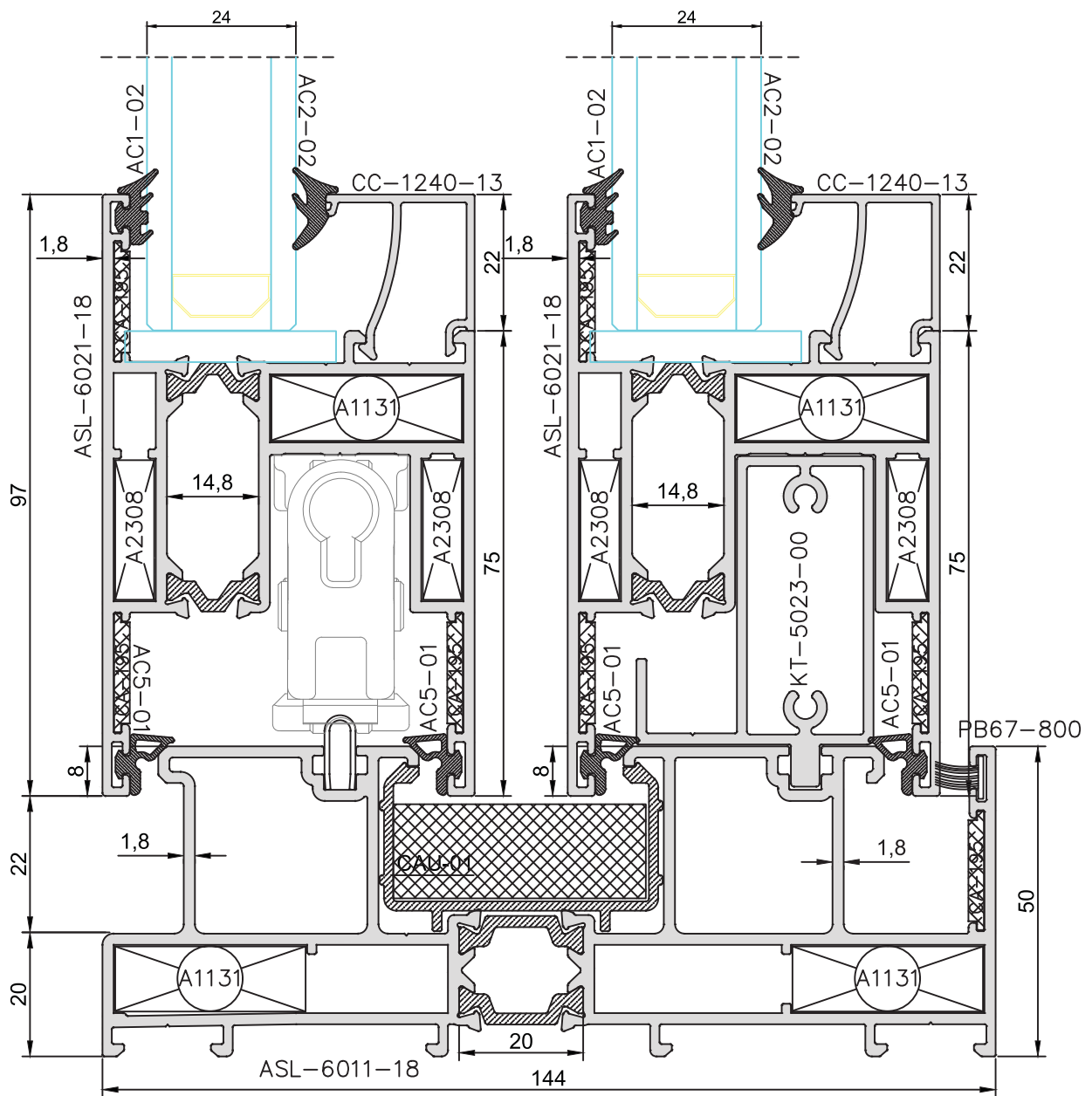
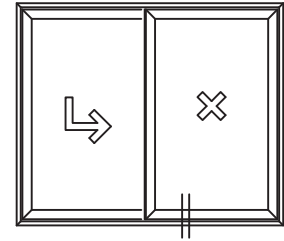
ASL-60 Kaldır Sür Seri

(ASL-60 Lift and Slide Serie)



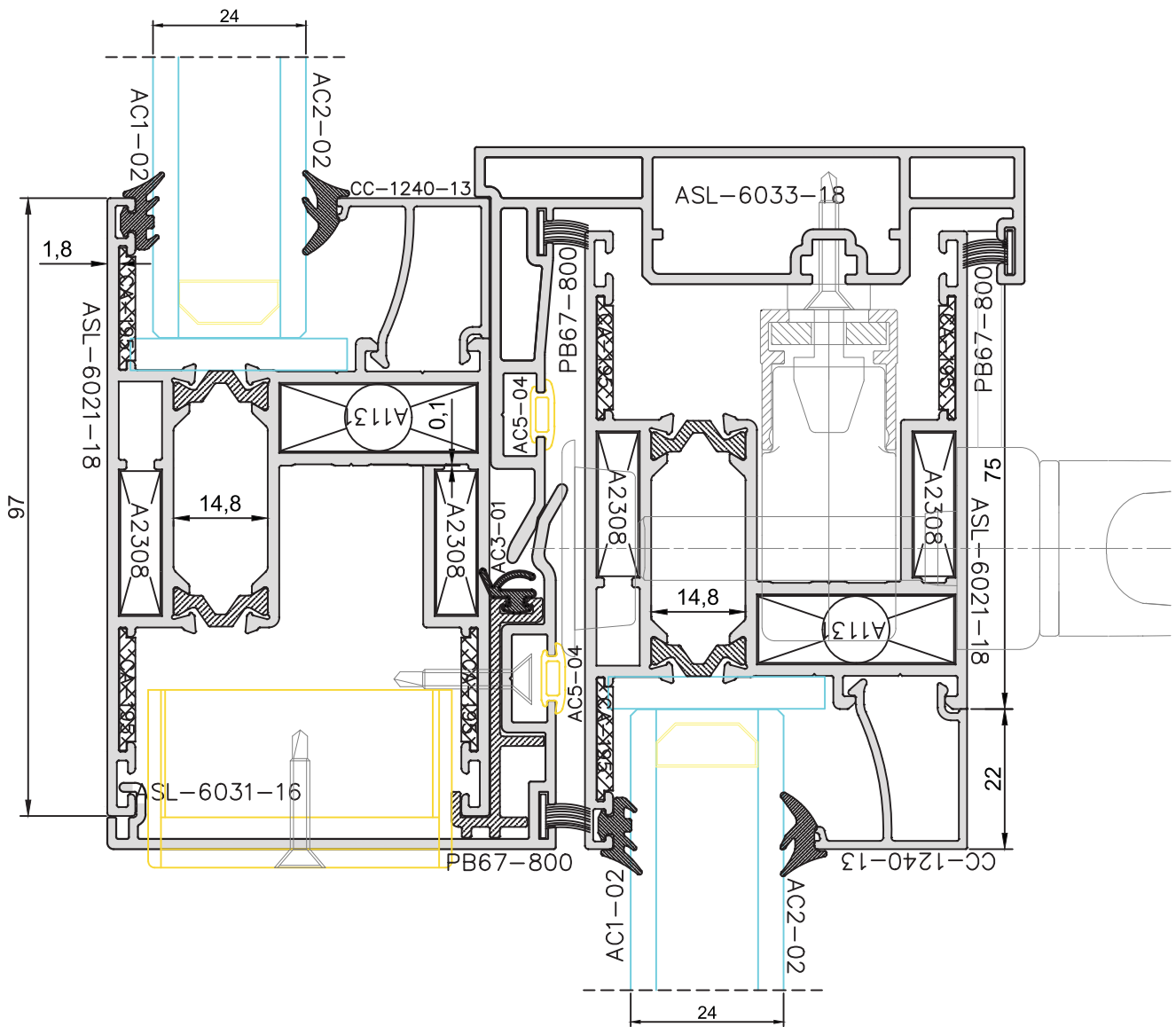
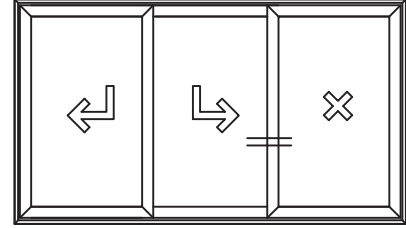
ASL-60 Kaldır Sür Seri

(ASL-60 Lift and Slide Serie)



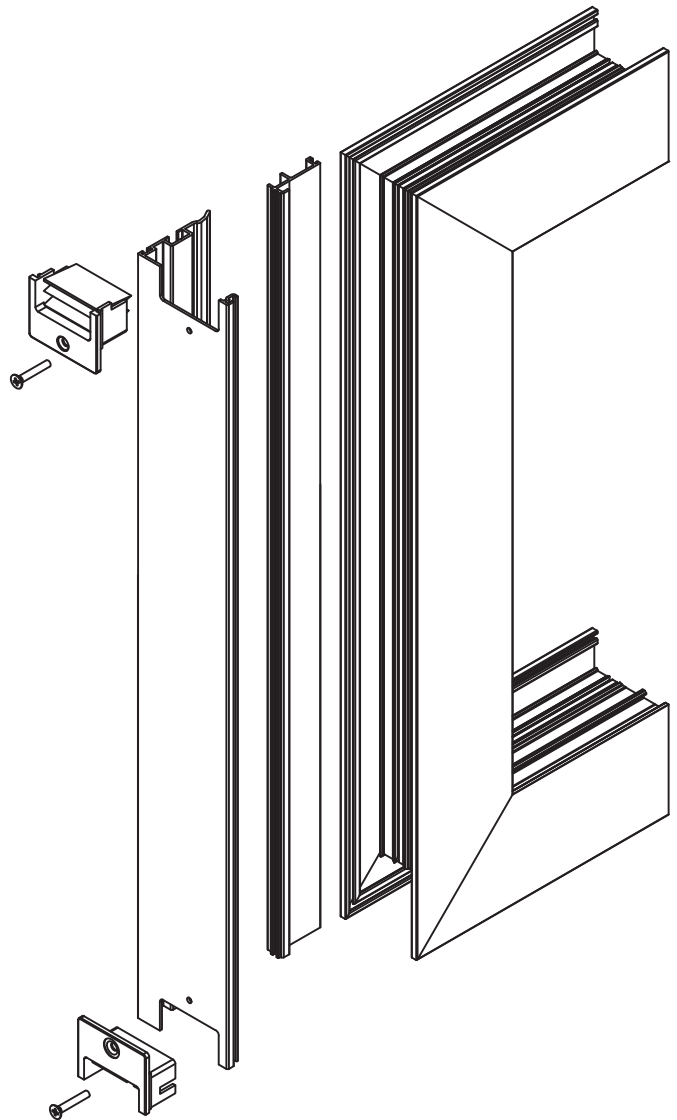
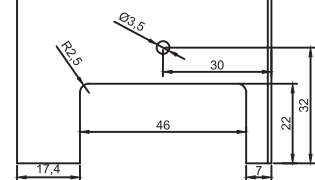
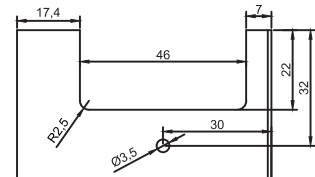
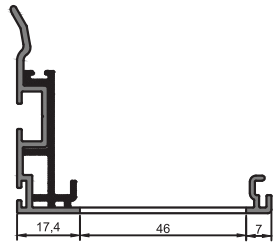
ASL-60 Kaldır Sür Seri

(ASL-60 Lift and Slide Serie)



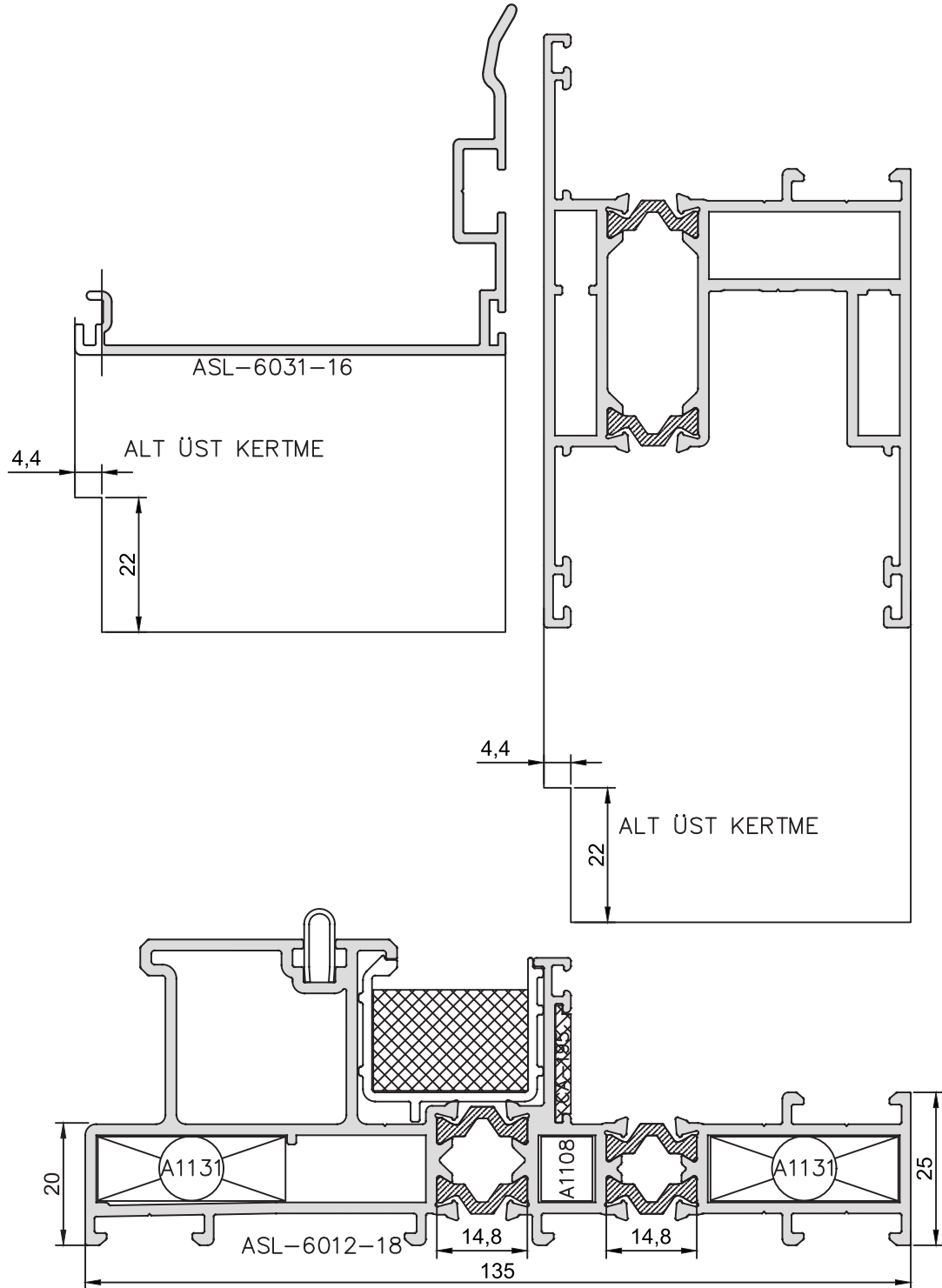

ASL-60 Kaldır Sür Seri

(ASL-60 Lift and Slide Serie)



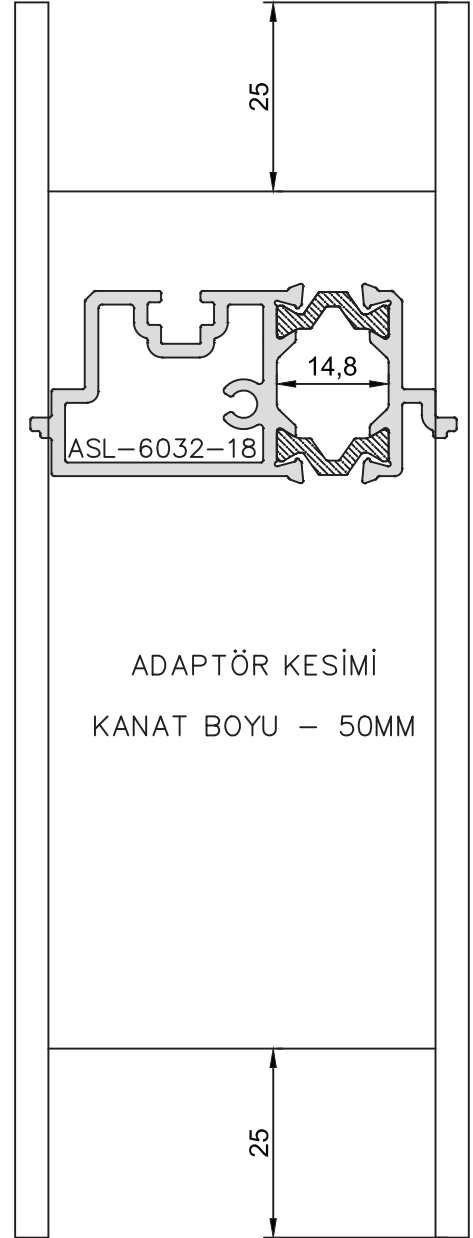
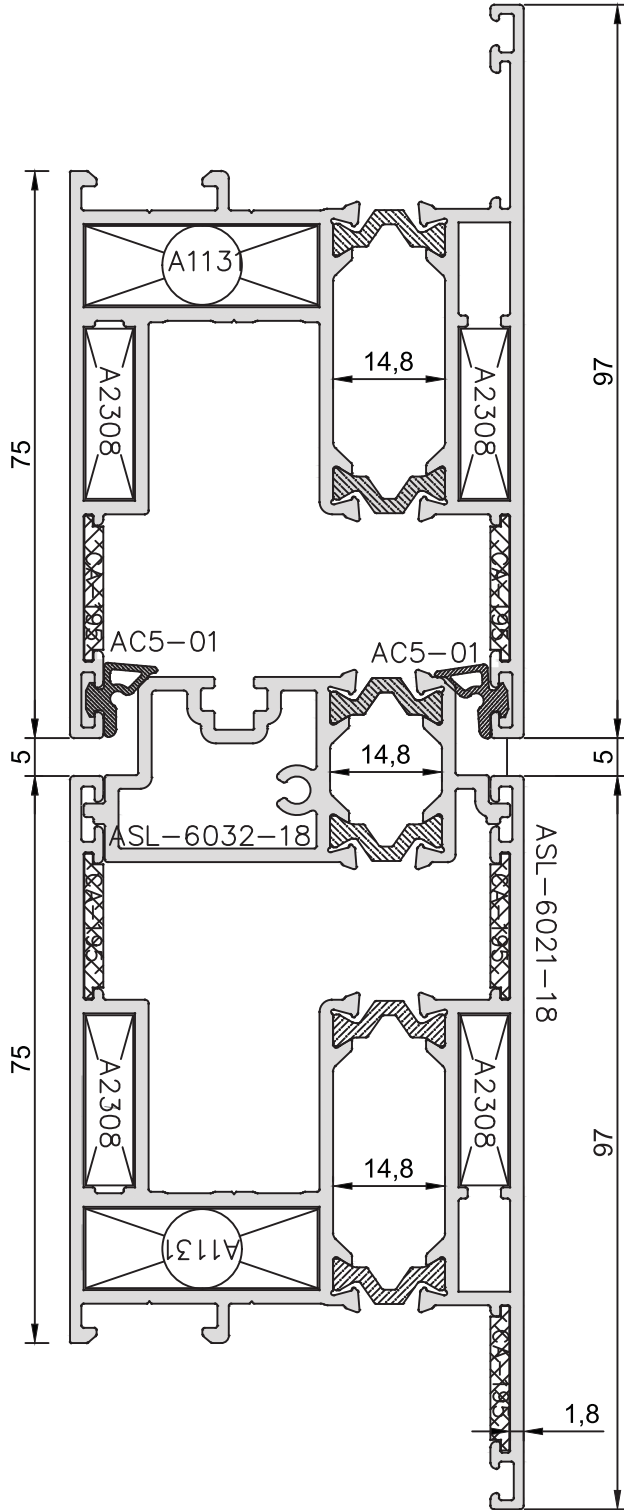
ASL-60 Kaldır Sür Seri

(ASL-60 Lift and Slide Serie)



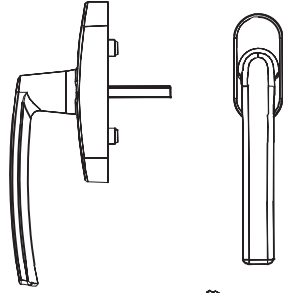
ASL-60 Kaldır Sür Seri

(ASL-60 Lift and Slide Serie)

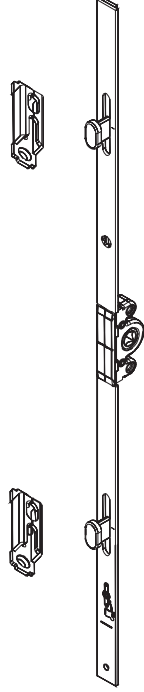
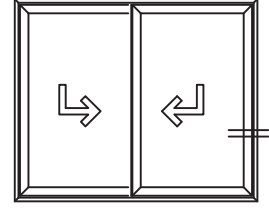


ASL-60 Kaldır Sür Seri

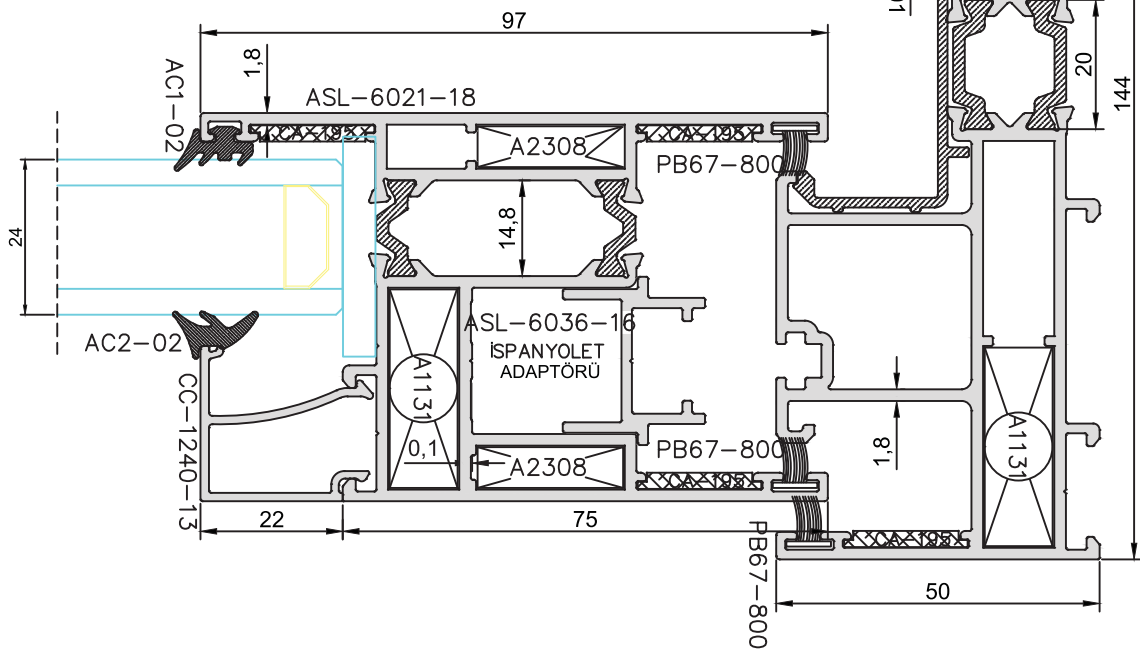
(ASL-60 Lift and Slide Serie)



PVC Kol 1 Adet

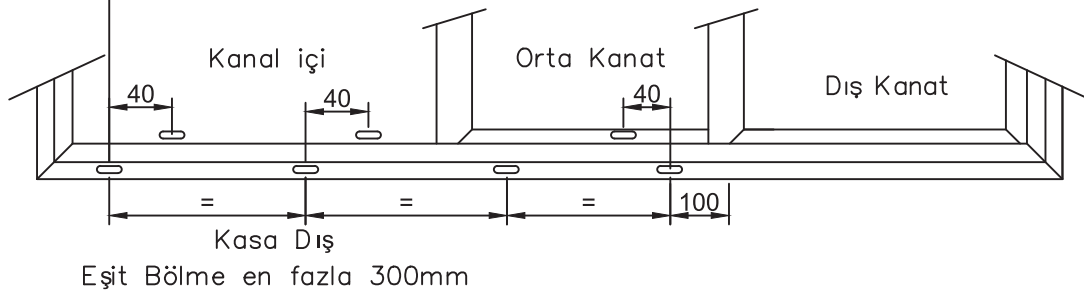
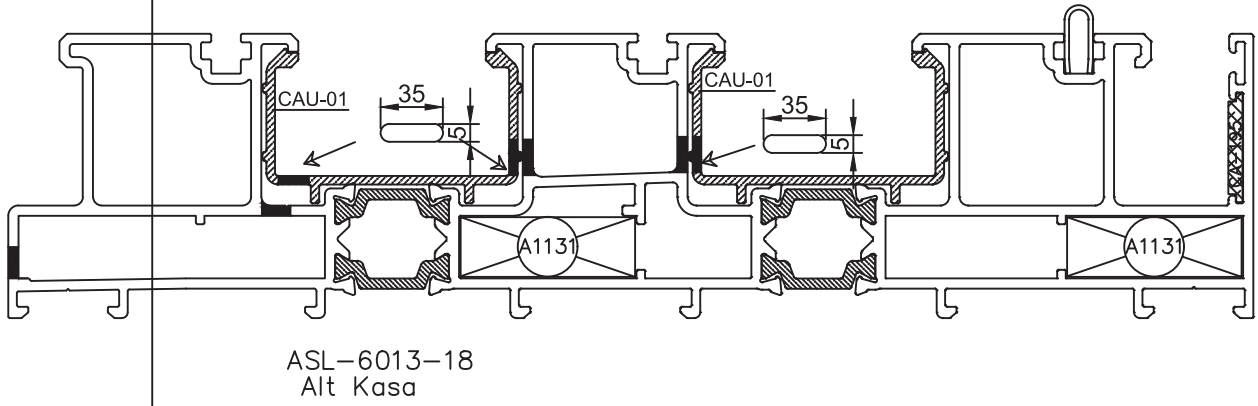
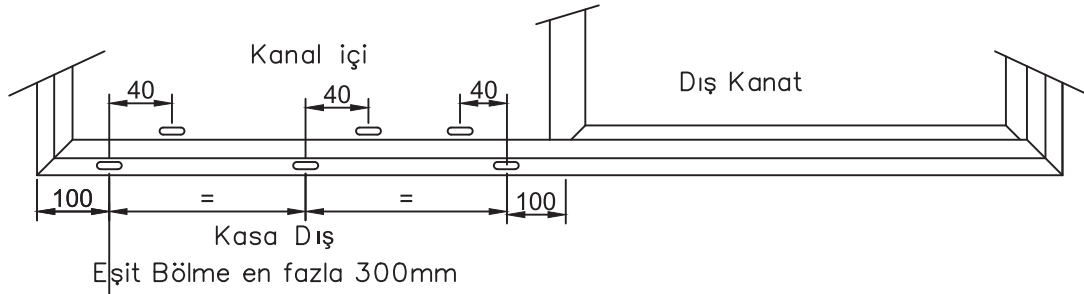
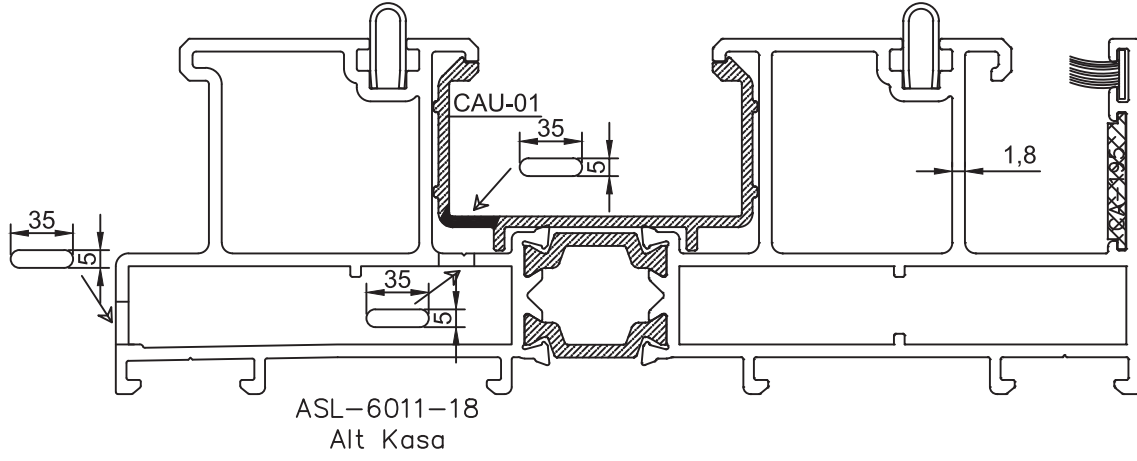


PVC Kilitleme 1 Adet

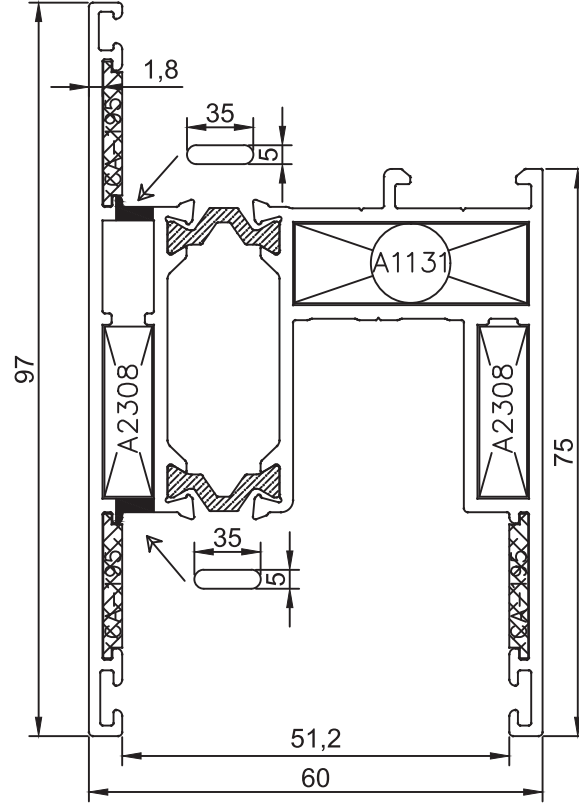


ASL-60 Kaldır Sür Seri

(ASL-60 Lift and Slide Serie)



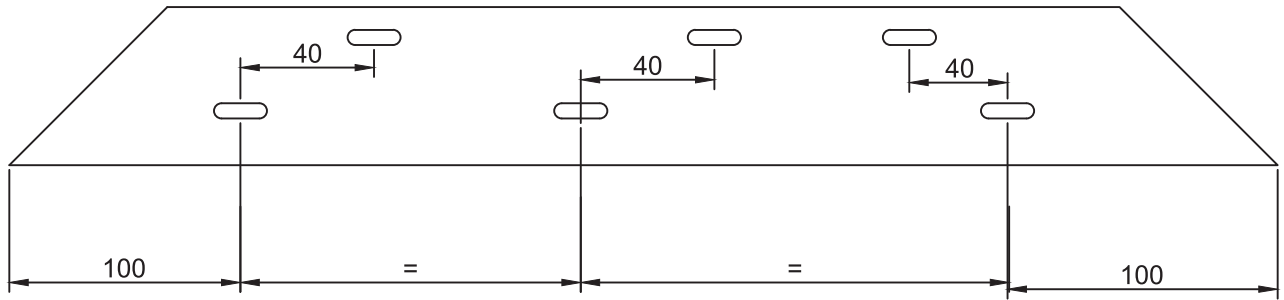
ASL-60 Kaldır Sür Seri (ASL-60 Lift and Slide Serie)



KOD-CODE
ASL-6021-18

TEORİK AĞIRLIK
THEORETICAL WEIGHT
2,154Kg/M

Kanal içi



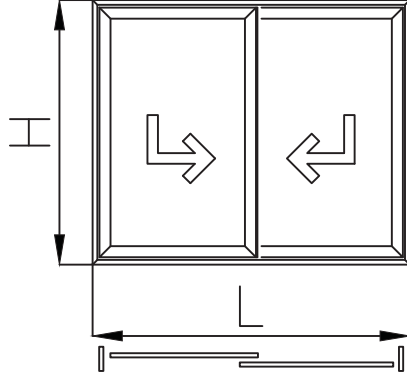
Kasa Dış

Eşit Bölme en fazla 300mm

ASL-60 Kaldır Sür Seri

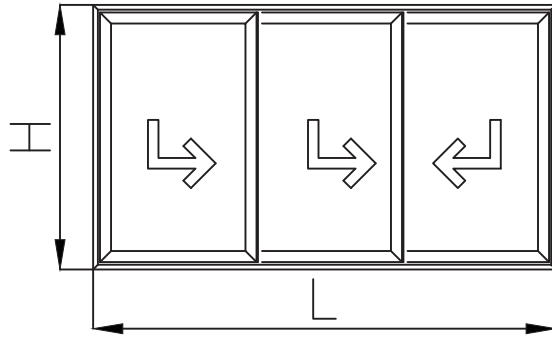
(ASL-60 Lift and Slide Serie)

ÇİFT RAYLI ÜNİTELER



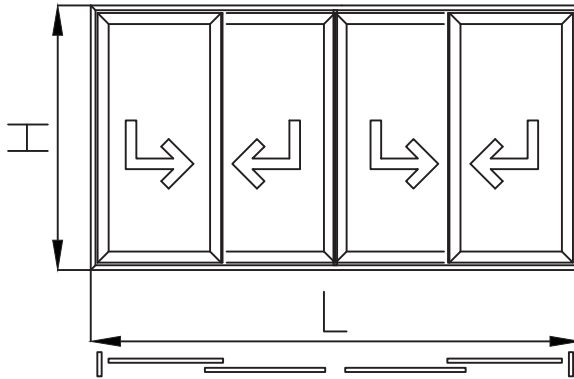
KALDIR SÜR İKİ KANAT HAREKETLİ	1 TAKIM
HAVA KESİCİ	1 TAKIM (ALT ÜST)
KENET KAPAĞI	2 TAKIM (ALT ÜST)

DIŞ



KALDIR SÜR ÜÇ KANAT HAREKETLİ	1 TAKIM
HAVA KESİCİ	2 TAKIM (ALT ÜST)
KENET KAPAĞI	4 TAKIM (ALT ÜST)

DIŞ



KALDIR SÜR DÖRT KANAT HAREKETLİ	1 TAKIM
HAVA KESİCİ	3 TAKIM (ALT ÜST)
KENET KAPAĞI	4 TAKIM (ALT ÜST)
ORTA KAPAĞI	1 TAKIM (ALT ÜST)

DIŞ

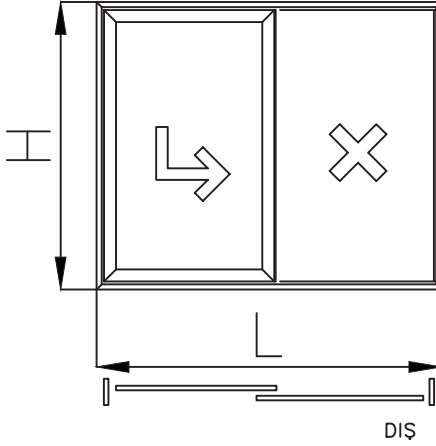
KOD	ADET	AÇIKLAMA	KESİM	ÖLÇÜSÜ
ASL-6011-18	2 Adet	DÜŞEY KASA PROFİL		H
	2 Adet	YATAY KASA PROFİL		L
ASL-6021-18	4 Adet	DÜŞEY KANAT PROFİLİ		H - 84mm
	4 Adet	YATAY KANAT PROFİLİ		(L / 2) + 4mm
ASL-6031-16	2 Adet	KENET KAPATMA		H - 84mm
CAK-01	2 Adet	KENET PVC		H - 84mm
CR-12mm	2 Adet	ÇELİK RAY		L - 88mm
CC-1240-13	4 Adet	DÜŞEY CAM ÇİTASI		H - 278mm
CC-1240-13	4 Adet	YATAY CAM ÇİTASI		(L / 2) - 146mm
CAU-01	2 Adet	KASA İÇİN U PVC		H - 40mm
	2 Adet	KASA İÇİN U PVC		L - 40mm
AC5-01	4 Adet	DÜŞEY BİNI CONTA		H - 84mm
	8 Adet	YATAY BİNI CONTA		(L / 2) + 4mm
AC1-02	4 Adet	DÜŞEY DIŞ CONTA		H - 262mm
	4 Adet	YATAY DIŞ CONTA		(L / 2) - 174mm
AC2-01	4 Adet	DÜŞEY KAMA CONTA		H - 262mm
AC2-02	4 Adet	YATAY KAMA CONTA		(L / 2) - 174mm
AC2-03	4 Adet	YATAY KAMA CONTA		(L / 2) - 174mm
AC5-02	4 Adet	DÜŞEY KASA CONTA		H - 88 mm
	2 Adet	YATAY KASA CONTA		L - 88mm
AC3-01	2 Adet	KENET CONTALARI		H - 84mm
AC5-04	2 Adet	KASA KIL FİTİL		H + L
PB67-800	2 Adet	KASA KIL FİTİL		H + L
Cam Hesabı 2 Adet				Düşey = H - 244mm Yatay = (L / 2) - 156mm

KOD	ADET	AÇIKLAMA	KESİM	ÖLÇÜSÜ
ASL-6011-18	2 Adet	DÜŞEY KASA PROFİL		H
	2 Adet	YATAY KASA PROFİL		L
ASL-6021-18	6 Adet	DÜŞEY KANAT PROFİLİ		H - 84mm
	6 Adet	YATAY KANAT PROFİLİ		(L / 3) + 0mm
ASL-6032-18	1 Adet	ÖN BİRLEŞİM PROFİLİ		H - 134mm
ASL-6031-16	2 Adet	KENET KAPATMA		H - 84mm
CAK-01	2 Adet	KENET PVC		H - 84mm
CR-12mm	2 Adet	ÇELİK RAY		L - 88mm
CC-1240-13	6 Adet	DÜŞEY CAM ÇİTASI		H - 278mm
CC-1240-13	6 Adet	YATAY CAM ÇİTASI		(L / 3) - 150mm
CAU-01	2 Adet	KASA İÇİN U PVC		H - 40mm
	2 Adet	KASA İÇİN U PVC		L - 40mm
AC5-01	6 Adet	DÜŞEY BİNI CONTA		H - 84mm
	12 Adet	YATAY BİNI CONTA		(L / 3) + 0mm
AC1-02	6 Adet	DÜŞEY DIŞ CONTA		H - 262mm
	8 Adet	YATAY DIŞ CONTA		(L / 3) - 178mm
AC2-01	8 Adet	DÜŞEY KAMA CONTA		H - 262mm
AC2-02	8 Adet	YATAY KAMA CONTA		(L / 3) - 178mm
AC2-03	8 Adet	YATAY KAMA CONTA		(L / 3) - 178mm
AC5-02	4 Adet	DÜŞEY KASA CONTA		H - 88 mm
	2 Adet	YATAY KASA CONTA		L - 88mm
AC3-01	2 Adet	KENET CONTALARI		H - 84mm
AC5-04	2 Adet	KASA KIL FİTİL		H + L
PB67-800	2 Adet	KASA KIL FİTİL		H + L
Cam Hesabı 3 Adet				Düşey = H - 244mm Yatay = (L / 3) - 160mm

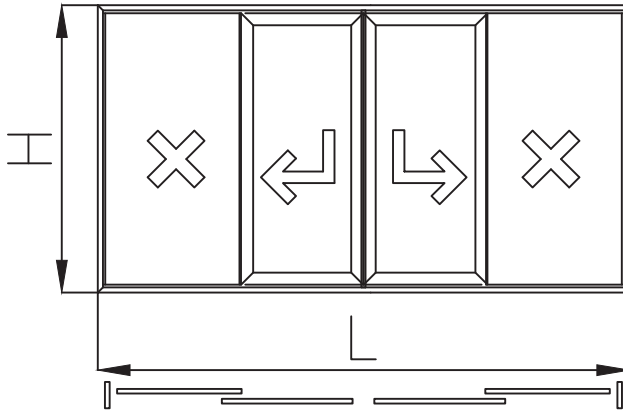
KOD	ADET	AÇIKLAMA	KESİM	ÖLÇÜSÜ
ASL-6011-18	2 Adet	DÜŞEY KASA PROFİL		H
	2 Adet	YATAY KASA PROFİL		L
ASL-6021-18	8 Adet	DÜŞEY KANAT PROFİLİ		H - 84mm
	8 Adet	YATAY KANAT PROFİLİ		(L / 4) + 25mm
ASL-6032-18	1 Adet	ÖN BİRLEŞİM PROFİLİ		H - 134mm
ASL-6031-16	4 Adet	KENET KAPATMA		H - 84mm
CAK-01	4 Adet	KENET PVC		H - 84mm
CR-12mm	2 Adet	ÇELİK RAY		L - 88mm
CC-1240-13	8 Adet	DÜŞEY CAM ÇİTASI		H - 278mm
CC-1240-13	8 Adet	YATAY CAM ÇİTASI		(L / 4) - 125mm
CAU-01	2 Adet	KASA İÇİN U PVC		H - 40mm
	2 Adet	KASA İÇİN U PVC		L - 40mm
AC5-01	6 Adet	DÜŞEY BİNI CONTA		H - 84mm
	16 Adet	YATAY BİNI CONTA		(L / 4) + 25mm
AC1-02	8 Adet	DÜŞEY DIŞ CONTA		H - 262mm
	8 Adet	YATAY DIŞ CONTA		(L / 4) - 153mm
AC2-01	8 Adet	DÜŞEY KAMA CONTA		H - 262mm
AC2-02	8 Adet	YATAY KAMA CONTA		(L / 4) - 153mm
AC2-03	8 Adet	YATAY KAMA CONTA		(L / 4) - 153mm
AC5-02	4 Adet	DÜŞEY KASA CONTA		H - 88 mm
	2 Adet	YATAY KASA CONTA		L - 88mm
AC3-01	4 Adet	KENET CONTALARI		H - 84mm
AC5-04	2 Adet	KASA KIL FİTİL		H + L
PB67-800	2 Adet	KASA KIL FİTİL		H + L
Cam Hesabı 4 Adet				Düşey = H - 244mm Yatay = (L / 4) - 90mm

ASL-60 Kaldır Sür Seri (ASL-60 Lift and Slide Serie)

TEK RAYLI SABİTLİ ÜNİTELER



KALDIR SÜR BİR KANAT HAREKETLİ	1 TAKIM
HAVA KESİCİ	1 TAKIM (ALT ÜST)
KENET KAPAĞI	1 TAKIM (ALT ÜST)



KALDIR SÜR İKİ KANAT HAREKETLİ	1 TAKIM
HAVA KESİCİ	3 TAKIM (ALT ÜST)
KENET KAPAĞI	4 TAKIM (ALT ÜST)
ORTA KAPAĞI	1 TAKIM (ALT ÜST)

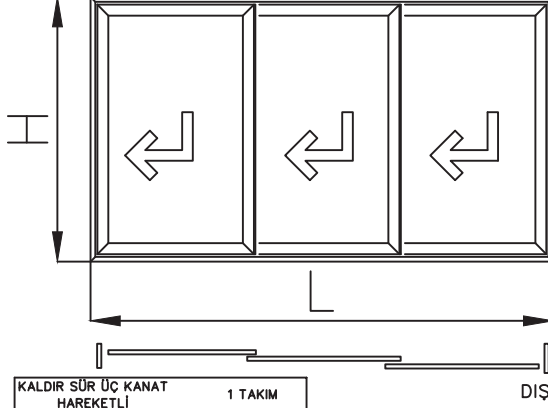
KESİM LİSTESİ	KOD	ADET	AÇIKLAMA	KESİM	ÖLÇÜSÜ
ASL-6012-18	2 Adet	DÜŞEY KASA PROFİLİ		H	
	2 Adet	YATAY KASA PROFİLİ		L	
ASL-6021-18	2 Adet	DÜŞEY KANAT PROFİLİ		H - 84mm	
	2 Adet	YATAY KANAT PROFİLİ		(L / 2) + 50mm	
ASL-6021-18	1 Adet	DÜŞEY ORTA KAYIT		H - 50mm	
ASL-6031-16	1 Adet	KENET KAPATMA		H - 84mm	
ASL-6031-18	1 Adet	KENET KAPATMA		H - 50mm	
CAK-01	2 Adet	KENET PVC		H - 84mm	
CR-12mm	1 Adet	ÇELİK RAY		L - 88mm	
CC-1240-13	2 Adet	DÜŞEY CAM ÇİTASI		H - 278mm	
CC-1360-13	2 Adet	YATAY CAM ÇİTASI		(L / 2) - 100mm	
CC-1240-13	2 Adet	DÜŞEY CAM ÇİTASI		H - 94mm	
CC-1360-13	2 Adet	YATAY CAM ÇİTASI		(L / 2) - 100mm	
CAU-02	2 Adet	KASA İÇİN U PVC		H - 40mm	
	2 Adet	KASA İÇİN U PVC		L - 40mm	
AC5-01	2 Adet	DÜŞEY BİNLİ CONTA		H - 84mm	
	4 Adet	YATAY BİNLİ CONTA		(L / 2) + 50mm	
AC1-02	2 Adet	DÜŞEY DIŞ CONTA		H - 262mm	
	2 Adet	YATAY DIŞ CONTA		(L / 2) - 128mm	
AC1-02	2 Adet	DÜŞEY DIŞ CONTA		H - 78mm	
	2 Adet	YATAY DIŞ CONTA		(L / 2) - 128mm	
AC2-01	2 Adet	DÜŞEY KAMA CONTA		H - 262mm	
	2 Adet	YATAY KAMA CONTA		(L / 2) - 128mm	
AC2-01	2 Adet	DÜŞEY KAMA CONTA		H - 78mm	
	2 Adet	YATAY KAMA CONTA		(L / 2) - 128mm	
AC5-02	1 Adet	DÜŞEY KASA CONTA		H - 88 mm	
AC3-01 ACS-04 PB67-800	2 Adet	KENET CONTALARI		H - 84mm	
Cam Hesabı	1 Adet	Düsey = H - 244mm Yatay = (L / 2) - 110mm	Sabit 1 Adet	Düsey = H - 60mm Yatay = (L / 2) - 110mm	

KESİM LİSTESİ	KOD	ADET	AÇIKLAMA	KESİM	ÖLÇÜSÜ
ASL-6012-18	2 Adet	DÜŞEY KASA PROFİLİ		H	
	2 Adet	YATAY KASA PROFİLİ		L	
ASL-6021-18	4 Adet	DÜŞEY KANAT PROFİLİ		H - 84mm	
	4 Adet	YATAY KANAT PROFİLİ		(L / 4) + 70mm	
ASL-6032-18	1 Adet	ÖN BİRLEŞİM PROFİLİ		H - 134mm	
ASL-6021-18	2 Adet	DÜŞEY ORTA KAYIT		H - 50mm	
ASL-6031-16	2 Adet	KENET KAPATMA		H - 84mm	
ASL-6031-18	2 Adet	KENET KAPATMA		H - 50mm	
CAK-02	4 Adet	KENET PVC		H - 84mm	
CR-12mm	1 Adet	ÇELİK RAY		L - 88mm	
CC-1240-13	4 Adet	DÜŞEY CAM ÇİTASI		H - 278mm	
CC-1360-13	4 Adet	YATAY CAM ÇİTASI		(L / 4) - 80mm	
CC-1240-13	4 Adet	DÜŞEY CAM ÇİTASI		H - 94mm	
CC-1360-13	4 Adet	YATAY CAM ÇİTASI		(L / 4) - 80mm	
CAU-01	2 Adet	KASA İÇİN U PVC		H - 40mm	
	2 Adet	KASA İÇİN U PVC		L - 40mm	
AC5-01	2 Adet	DÜŞEY BİNLİ CONTA		H - 84mm	
	8 Adet	YATAY BİNLİ CONTA		(L / 4) + 70mm	
AC1-02	2 Adet	DÜŞEY DIŞ CONTA		H - 262mm	
	2 Adet	YATAY DIŞ CONTA		(L / 4) - 110mm	
AC1-02	2 Adet	DÜŞEY DIŞ CONTA		H - 78mm	
	2 Adet	YATAY DIŞ CONTA		(L / 4) - 110mm	
AC2-01	2 Adet	DÜŞEY KAMA CONTA		H - 262mm	
	2 Adet	YATAY KAMA CONTA		(L / 4) - 110mm	
AC2-01	2 Adet	DÜŞEY KAMA CONTA		H - 78mm	
	2 Adet	YATAY KAMA CONTA		(L / 4) - 110mm	
AC5-02	1 Adet	DÜŞEY KASA CONTA		H - 88 mm	
AC3-01 ACS-04 PB67-800	4 Adet	KENET CONTALARI		H - 84mm	
Cam Hesabı	2 Adet	Düsey = H - 244mm Yatay = (L / 4) - 90mm	Sabit 2 Adet	Düsey = H - 60mm Yatay = (L / 4) - 90mm	

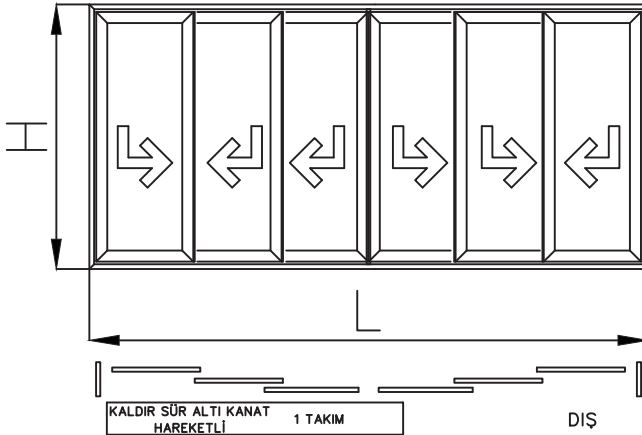
ASL-60 Kaldır Sür Seri

(ASL-60 Lift and Slide Serie)

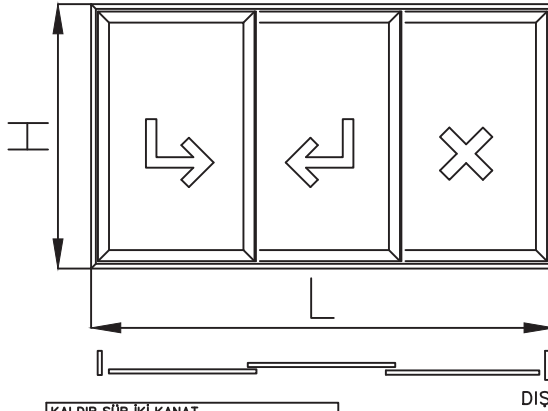
ÜÇ RAYLI ÜNİTELER



KALDIR SÜR ÜÇ KANAT HAREKETLİ	1 TAKIM
HAVA KESİCİ	2 TAKIM (ALT ÜST)
KENET KAPAĞI	4 TAKIM (ALT ÜST)



KALDIR SÜR ALTI KANAT HAREKETLİ	1 TAKIM
HAVA KESİCİ	5 TAKIM (ALT ÜST)
KENET KAPAĞI	8 TAKIM (ALT ÜST)
ORTA KAPAĞI	1 TAKIM (ALT ÜST)



KALDIR SÜR İKİ KANAT HAREKETLİ	1 TAKIM
HAVA KESİCİ	2 TAKIM (ALT ÜST)
KENET KAPAĞI	3 TAKIM (ALT ÜST)

KESİM LİSTESİ	KOD	ADET	AÇIKLAMA	KESİM	ÖLÇÜSÜ
	ASL-6013-18	2 Adet	DÜŞEY KASA PROFİLİ		H
		2 Adet	YATAY KASA PROFİLİ		L
	ASL-6021-18	6 Adet	DÜŞEY KANAT PROFİLİ		H - 84mm
		6 Adet	YATAY KANAT PROFİLİ		(L / 3) + 33mm
	ASL-6031-16	2 Adet	KENET KAPATMA		H - 84mm
	CAK-01	4 Adet	KENET PVC		H - 84mm
	CR-12mm	3 Adet	ÇELİK RAY		L - 88mm
	CC-1240-13	6 Adet	DÜŞEY CAM ÇİTASI		H - 278mm
	CC-1360-13	6 Adet	YATAY CAM ÇİTASI		(L / 3) - 117mm
	CAU-01	4 Adet	KASA İÇİN U PVC		H - 40mm
		4 Adet	KASA İÇİN U PVC		L - 40mm
	AC5-01	4 Adet	DÜŞEY BİNİ CONTA		H - 84mm
		12 Adet	YATAY BİNİ CONTA		(L / 3) + 33mm
	AC1-02	6 Adet	DÜŞEY DIŞ CONTA		H - 262mm
		6 Adet	YATAY DIŞ CONTA		(L / 2) - 174mm
	AC2-01	4 Adet	DÜŞEY KAMA CONTA		H - 262mm
	AC2-02	4 Adet	YATAY KAMA CONTA		(L / 2) - 174mm
	AC5-02	6 Adet	DÜŞEY KASA CONTA		H - 88 mm
		3 Adet	YATAY KASA CONTA		L - 88mm
	AC3-01	4 Adet	KENET CONTALARI		H - 84mm
	AC5-04	2 Adet	KASA KİL FİTİL		H + L
Cam Hesabı 3 Adet Düşey = H - 244 mm					
Yatay = (L / 3) - 127mm					

KESİM LİSTESİ	KOD	ADET	AÇIKLAMA	KESİM	ÖLÇÜSÜ
	ASL-6011-18	2 Adet	DÜŞEY KASA PROFİLİ		H
		2 Adet	YATAY KASA PROFİLİ		L
	ASL-6021-18	12 Adet	DÜŞEY KANAT PROFİLİ		H - 84mm
		12 Adet	YATAY KANAT PROFİLİ		(L / 6) + 46mm
	ASL-6032-18	1 Adet	ÖN BİRLEŞİM PROFİLİ		H - 134mm
	ASL-6031-16	8 Adet	KENET KAPATMA		H - 84mm
	CAK-01	8 Adet	KENET PVC		H - 84mm
	CR-12mm	3 Adet	ÇELİK RAY		L - 88mm
	CC-1240-13	12 Adet	DÜŞEY CAM ÇİTASI		H - 278mm
	CC-1360-13	12 Adet	YATAY CAM ÇİTASI		(L / 6) - 104mm
	CAU-01	4 Adet	KASA İÇİN U PVC		H - 40mm
		4 Adet	KASA İÇİN U PVC		L - 40mm
	AC5-01	6 Adet	DÜŞEY BİNİ CONTA		H - 84mm
		24 Adet	YATAY BİNİ CONTA		(L / 6) + 46mm
	AC1-02	12 Adet	DÜŞEY DIŞ CONTA		H - 262mm
		12 Adet	YATAY DIŞ CONTA		(L / 6) - 132mm
	AC2-01	8 Adet	DÜŞEY KAMA CONTA		H - 262mm
	AC2-02	8 Adet	YATAY KAMA CONTA		(L / 6) - 132mm
	AC5-02	6 Adet	DÜŞEY KASA CONTA		H - 88 mm
		3 Adet	YATAY KASA CONTA		L - 88mm
	AC3-01	8 Adet	KENET CONTALARI		H - 84mm
	AC5-04	2 Adet	KASA KİL FİTİL		H + L
Cam Hesabı 6 Adet Düşey = H - 244mm					
Yatay = (L / 6) - 115mm					

KESİM LİSTESİ	KOD	ADET	AÇIKLAMA	KESİM	ÖLÇÜSÜ
	ASL-6013-18	2Adet	DÜŞEY KASA PROFİLİ		H
		2Adet	YATAY KASA PROFİLİ		L
	ASL-6021-18	6Adet	DÜŞEY KANAT PROFİLİ		H - 84mm
		6Adet	YATAY KANAT PROFİLİ		(L / 3) + 32mm
	ASL-6033-18	1 Adet	KARŞILIK ADAPTÖR		H - 100mm
	ASL-6031-16	3 Adet	KENET KAPATMA		H - 84mm
	CAK-01	3 Adet	KENET PVC		H - 84mm
	CR-12mm	2Adet	ÇELİK RAY		H - 88mm
	CC-1240-13	6Adet	DÜŞEY CAM ÇİTASI		H - 238mm
	CC-1360-13	6Adet	YATAY CAM ÇİTASI		(L / 3) - 117mm
	CAU-01	2Adet	KASA İÇİN U PVC		H - 40mm
		2Adet	KASA İÇİN U PVC		L - 40mm
	AC5-01	4Adet	DÜŞEY BİNİ CONTA		H - 84mm
		12 Adet	YATAY BİNİ CONTA		(L / 3) + 33mm
	AC1-02	6Adet	DÜŞEY DIŞ CONTA		H - 262mm
		6Adet	YATAY DIŞ CONTA		(L / 3) - 145mm
	AC2-01	4Adet	DÜŞEY KAMA CONTA		H - 262mm
	AC2-02	4Adet	YATAY KAMA CONTA		(L / 3) - 145mm
	AC5-02	4Adet	DÜŞEY KASA CONTA		H - 88 mm
		2Adet	YATAY KASA CONTA		L - 88mm
	AC3-01	4Adet	KENET CONTALARI		H - 84mm
	AC5-04	2Adet	KASA KİL FİTİL		H+L
Düşey = H - 244 mm					
Cam Hesabı 3 Adet Yatay = (L / 3) - 127mm					

ÖZ EKİN PROFİL®

ALÜMİNYUM SİSTEMLERİ



ÖZ EKİN PROFİL®
ALÜMİNYUM SİSTEMLERİ

- 📍 2. OSB, Havaalanı Yolu 4.km Yeşilyurt 44900 Malatya TÜRKİYE
- ☎ +90 444 0 874
- 📠 +90 549 712 4441
- ✉ info@ozekin.com.tr
- 🌐 www.ozekin.com.tr



ÖZ
ekin®
Grup

