

ÖZ EKİN PROFİL®

ALÜMİNYUM SİSTEMLERİ

ALÜMİNYUM PROFİL GENEL KATALOĞU

ALUMINUM PROFILE GENERAL CATALOG



www.ozekin.com.tr



Üretim Tesisi (Production Facility)

Öz Ekin Grup; 1988'den bu yana sahip olduğu tecrübesi ve alanında profesyonel kadrosu ile tam donanımlı olarak Malatya 2. Organize Sanayi'de 20.000 metrekare alan üzerinde kurulmuştur. PVC & Alüminyum Sistemler, Cam İşleme Tesisi ve Teknik Camlama Sistemleri (Cam Balkon Sistemleri) olarak 3 ana alanda hizmet vermektedir. **Ekin Profil** markamızla PVC ve alüminyum sektöründe Türkiye ve dünyadaki müşterilerimize ürün ve hizmet sunmaya devam ediyoruz.

VİZYONUMUZ

PVC & Alüminyum Profil Sistemlerinde yaptığımız yenilikçi ürünler ile rakiplerini geri çekmeden sektörün lideri olmaktır.

MİSYONUMUZ

Geliştirdiğimiz ürünler ile sektörümüzde dünyaya öncülük etmek.



Oz Ekin Group has been established on an area of 20.000 square meters in Malatya 2nd Organized Industrial Zone with its experience and professional staff since 1988. It serves in 3 main areas as PVC & Aluminum Systems, Glass Processing Plant and Technical Glazing Systems (Glass Balcony Systems). With our brand **Ekin Profil**, we continue to offer products and services to our customers in Türkiye and all around the world in the PVC & aluminum industry.

OUR VISION

To be the leader of the industry with the innovative products we make in PVC & Aluminum Profile Systems.

OUR MISSION

To lead our industry in the world with the products we have developed.



Certification of Registration

CE

CE DECLARATION OF CONFORMITY / AT UYGUNLUK BEYANI
Certificate No:- QACS-CE-TUR-OE-882

**ÖZ EKİN PVC KOLLEKTÖR SANAYİ VE TİCARET
LİMİTED ŞİRKETİ**

ADDRESS: 2. ORGANİZE SANAYİ BÖLGESİ HAVAALANI YOLU 4. KM
YEŞİLYURT / MALATYA TÜRKİYE
SITE 1: KAVAKLIBAĞ MAHALLESİ HALEP CADDESİ LEBLEBİCİ
SOKAK NO: 2 MALATYA / TÜRKİYE
SITE 2: MALATYA TEKNOKENT TTK ELAZIĞ YOLU İNÖNÜ ÜNİVERSİTESİ
KARŞISI MALATYA / TÜRKİYE

That the following described product in our delivered version complies with the applicable basic safety and health requirements of the Construction Products Directive (CPD) as amended based on its design and type, as brought into circulation by us. In case of alteration of the product not agreed upon by us, this declaration will lose its validity

**This is to certify that the technical documentation for the -
PRODUCT:-**

PVC KAPI VE PENCERE SİSTEMLERİ, ALÜMİNYUM KAPI, PENCERE, CEPHE, KOMPOZİT VE KORKULUK, FOTOSEL, PANJUR, KEPENK, CAM BALKON SİSTEMLERİ, PERGOLA, TENTE, HAREKETLİ KÜPEŞTE (GIYOTİN SİSTEMİ) VE MOTORLU AÇILIR ÇATI SİSTEMLERİ ÜRETİMİ, SATIŞI VE MONTAJI PRODUCTION, SALES AND INSTALLATION OF PVC DOOR AND WINDOW SYSTEMS, ALUMINUM DOOR, WINDOW, FRONTAGE, COMPOSITE AND RAILING, PHOTOCELL, SHUTTER, BALCONY GLAZING SYSTEMS, PERGOLA AND SHADING SYSTEMS, AWNING AND TENTS, MOVING HANDRAIL (GUILLotine SYSTEMS) AND MOTORIZED RETRACTABLE ROOF SYSTEMS

Certificate Issue Date:- 03/04/2019
Certificate Expiry Date:- 02/04/2022

This certificate is issued under the following conditions:-

1. It applies only to the quality system maintained in the trading of above referenced products and it does not substitute
2. the design or type examination procedure, if requested.
3. The certificate remains valid until the trading conditions or the quality systems are changed.
4. The certificate validity is conditioned by positive results or surveillance audits.
5. After fulfilling the relevant EU legislation, the trader shall affix to each product, of the referenced products, the CE mark as shown above can be used, under the responsibility of the trader, after completion of an EC declaration of conformity and compliance with all relevant EC directives. The statement is based on a single evaluation of the sample of above mentioned product. It does not imply an assessment of the whole trading facility.


Authorized Signatory



QACS International

Email Id: info@qacertification.asia, operationqacs@gmail.com, officeqacs@gmail.com
www.qacsworld.com, www.qacsintl.ae



Certification of Registration

ÖZ EKİN PVC KOLLEKTÖR SANAYİ VE TİCARET LİMİTED ŞİRKETİ

ADDRESS: 2. ORGANİZE SANAYİ BÖLGESİ HAVAALANI YOLU 4. KM
YEŞİLYURT / MALATYA TÜRKİYE
SITE 1: KAVAKLIBAĞ MAHALLESİ HALEP CADDESİ LEBLEBİCİ
SOKAK NO: 2 MALATYA / TÜRKİYE
SITE 2: MALATYA TEKNOKENT TTK ELAZIĞ YOLU İNÖNÜ ÜNİVERSİTESİ
KARŞISI MALATYA / TÜRKİYE

QACS INTERNATIONAL

*Certify that the information "Energy Management System" of the above organisation has been
Audited and found to be in accordance with these requirements of standard detailed below.*

ISO 50001:2011

PVC KAPI VE PENCERE SİSTEMLERİ, ALÜMİNYUM KAPI, PENCERE, CEPHE, KOMPOZİT VE KORKULUK,
FOTOSEL, PANJUR, KEPENK, CAM BALKON SİSTEMLERİ, PERGOLA, TENTE, HAREKETLİ KÜPEŞTE
(GİYOTİN SİSTEMİ) VE MOTORLU AÇILIR ÇATI SİSTEMLERİ ÜRETİMİ, SATIŞI VE MONTAJI
PRODUCTION, SALES AND INSTALLATION OF PVC DOOR AND WINDOW SYSTEMS, ALUMINUM DOOR,
WINDOW, FRONTAGE, COMPOSITE AND RAILING, PHOTOCELL, SHUTTER, BALCONY GLAZING
SYSTEMS, PERGOLA AND SHADING SYSTEMS, AWNING AND TENTS, MOVING HANDRAIL (GUILLOTINE
SYSTEMS) AND MOTORIZED RETRACTABLE ROOF SYSTEMS

Certificate No:- QACS-EMS-TUR-OE-019956

*This certification was conducted in accordance with the qacs international f.z.c auditing and
Certification procedures and it is remain valid subject to annual surveillance audits.*

Certificate Issue Date: 3rd April 2019

Date of Initial Registration: 3rd April 2019

Certificate Validity:- 3 Years

1st Surveillance Date: 2nd April 2020

2nd Surveillance Date: 2nd April 2021

Expiry Date:- 2nd April 2022

Note: Certificate shall be valid after surveillance, only if continuation letter by QACS is present.

To Check the certificate validity please

Refer Web:- (www.qacsworld.com)

Authorised Signatory



QACS International

Email Id: info@qacertification.asia, operationqacs@gmail.com, officeqacs@gmail.com
www.qacsworld.com, www.qacsintl.ae

SQR CERTIFICATION

SQR

Sertifikas
CERTIFICATE

**ÖZ EKİN PVC KOLLEKTÖR SANAYİ VE
TİCARET LİMİTED ŞİRKETİ**

2. ORGANİZE SANAYİ BÖLGESİ HAVAALANI YOLU 4. KM YEŞİLYURT/MALATYA/TÜRKİYE
KAVAKLIBAĞ MAHALLESİ HALEP CADDESİ LEBLEBİCİ SOKAK NO: 2 MALATYA/TÜRKİYE
MALATYA TEKNOKENT TTK ELAZIĞ YOLU İNÖNÜ ÜNİVERSİTESİ KARŞISI
MALATYA/TÜRKİYE

ISO/IEC 27001:2013

Kapsam/Scope

PVC KAPI VE PENCERE SİSTEMLERİ, ALÜMİNYUM KAPI, PENCERE, CEPHE,
KOMPOZİT VE KORKULUK, FOTOSEL, PANJUR, KEPENK, CAM BALKON
SİSTEMLERİ, PERGOLA, TENTE, HAREKETLİ KÜPEŞTE (GİYOTİN SİSTEMİ) VE
MOTORLU AÇILIR ÇATI SİSTEMLERİ ÜRETİMİ, SATIŞI VE MONTAJI

PRODUCTION, SALES AND INSTALLATION OF PVC DOOR AND WINDOW SYSTEMS,
ALUMINUM DOOR, WINDOW, FRONTAGE, COMPOSITE AND RAILING, PHOTOCCELL,
SHUTTER, BALCONY GLAZING SYSTEMS, PERGOLA AND SHADING SYSTEMS,
AWNING AND TENTS, MOVING HANDRAIL (GUILLOTINE SYSTEMS) AND
MOTORIZED RETRACTABLE ROOF SYSTEMS

Bu sertifikayı ile yukarıda adı geçen kuruluşun Bilgi Güvenliği Yönetim Sistemi gerekliliklerini karşıladığı taahhüt olunur

This is to certify that the above mentioned Company meets the requirement of Information Security Management System.

Belge NO / Certification Number	: MTS-13464
İlk Kayıt Tarihi / Date of Initial Reg.	: 3.04.2019
Başım Tarihi / Date of Certificate	: 3.04.2019
Geçerlilik Tarihi / Date of Expiry	: 2.04.2020
Yeniden Belgelendirme Tarihi / Date of Recertification	: 2.04.2022
Uygulanabilirlik Bölgesi / SOA	: ÜB 12.10.2017 Rev 01

SQR

IAS
ACCREDITED
Management
Systems
Certification Body
MSCB-136

SIGMACERT
ULUSLARARASI BELGELENDİRME
EĞİTİM VE TEST HİZMETLERİ LTD. ŞTİ

Ostim Mahallesi 2239/1 Sokak No: 7/3
Tel: +90 312 389 00 85 - Yenimahalle / ANKARA
belgelendirme@sigmacert.com.tr • www.sigmacert.com.tr

SQR



GENEL KATALOG (GENERAL CATALOG)

Standart Profiller (Standard Profiles)	1 - 21
Doğrama Profilleri (Joinery Profiles)	24 - 115
Sineklik Profilleri (Fly Screen Profiles)	134
Mobilya Profilleri (Furniture Profiles)	120 - 133
Duşakabin Profilleri (Shower Cabin Profiles)	136 - 140
Küpeşte Profilleri (Handrail Profiles)	142 - 185
Perde Profilleri (Curtain Profiles)	188 - 190
Cam Balkon Profilleri (Glass Balcony Profiles)	192 - 213
KepenK Profilleri (Shutter Profiles)	216 - 217
Özel Profiller (Custom Profiles)	220 - 233
Tente Profilleri (Awning Profiles)	236
Soğutma Profilleri (Cooling Profiles)	238
Asansör Profilleri (Elevator Profiles)	240
Ofis Bölme Profilleri (Office Partition Profiles)	242 - 254



ekin PROFİL®

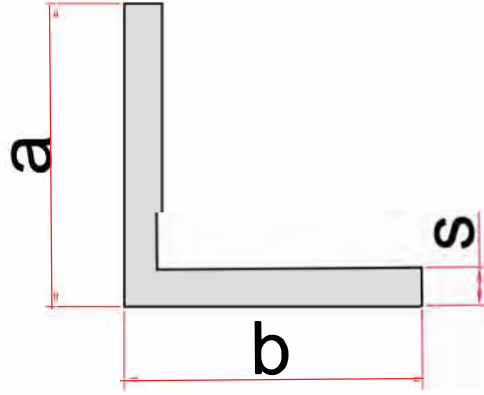
ALÜMİNYUM SİSTEMLER

Standart Profiller

Standard Profiles

Standart Profiller / Köşebent

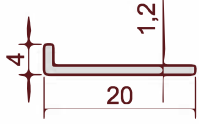
(Standard Profiles / Angle Bracket)



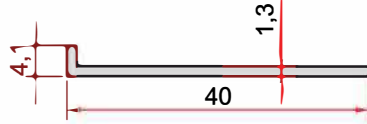
KOD CODE	a (mm)	b (mm)	s (mm)	Weight Ağırlık (kg/m)
EP-0001	20	80	1.25	0,332
EP-0002	4.1	40	1.30	0,151
EP-0013	10	150	1.50	0,645
EP-0014	20	20	1.10	0,117
EP-0015	25	25	1.10	0,146
EP-0016	30	30	1.20	0,192
EP-0017	20	40	1.10	0,176
EP-0018	20	60	1.20	0,257
EP-0022	50	50	5	1,282
EP-0034	20	20	2	0,205
EP-0044	20	30	1,10	1,146
EP-0045	40	40	1,20	0,253
EP-0122	20	100	1,30	0,416
EP-0123	20	120	1,30	0,486
EP-0124	4	20	1,20	0,073
EP-0135	23,5	23,5	1,50	0,184
EP-0139	40	40	4	0,820
EP-0145	40	40	3	0,623
EP-0155	25,1	75	1,60	0,454
EP-0156	18	40	1,40	0,211
EP-0157	18	70	1,30	0,305
EP-0158	18	80	1,40	0,364
EP-0775	27	27	3	0,413
EP-0776	36,5	36,5	3	0,567

Standart Profiller / Köşebent

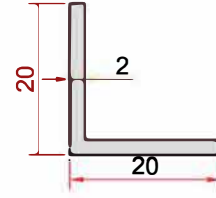
(Standard Profiles / Angle Bracket)



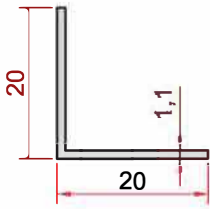
KOD-CODE *TEORİK AĞIRLIK*
EP-0124 *THEORETICAL WEIGHT*
0,073 Kg/m



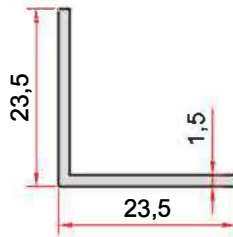
KOD-CODE *TEORİK AĞIRLIK*
EP-0002 *THEORETICAL WEIGHT*
0,151 Kg/m



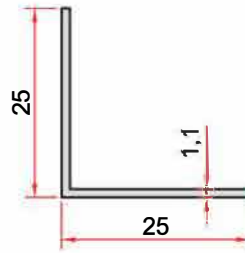
KOD-CODE *TEORİK AĞIRLIK*
EP-0034 *THEORETICAL WEIGHT*
0,205 Kg/m



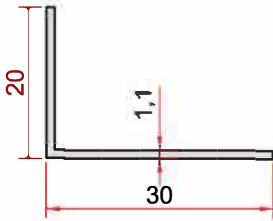
KOD-CODE *TEORİK AĞIRLIK*
EP-0014 *THEORETICAL WEIGHT*
0,117 Kg/m



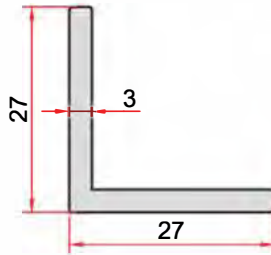
KOD-CODE *TEORİK AĞIRLIK*
EP-0135 *THEORETICAL WEIGHT*
0,184 Kg/m



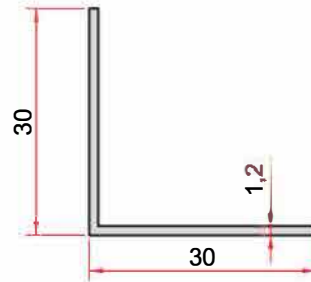
KOD-CODE *TEORİK AĞIRLIK*
EP-0015 *THEORETICAL WEIGHT*
0,146 Kg/m



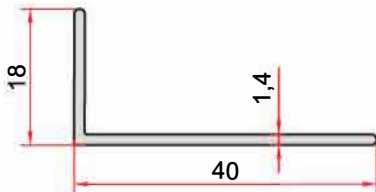
KOD-CODE *TEORİK AĞIRLIK*
EP-0044 *THEORETICAL WEIGHT*
0,145 Kg/m



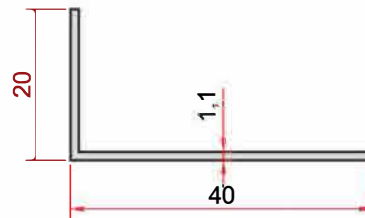
KOD-CODE *TEORİK AĞIRLIK*
EP-0775 *THEORETICAL WEIGHT*
0,413 Kg/m



KOD-CODE *TEORİK AĞIRLIK*
EP-0016 *THEORETICAL WEIGHT*
0,192 Kg/m



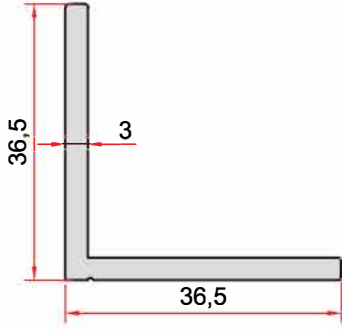
KOD-CODE *TEORİK AĞIRLIK*
EP-0156 *THEORETICAL WEIGHT*
0,211 Kg/m



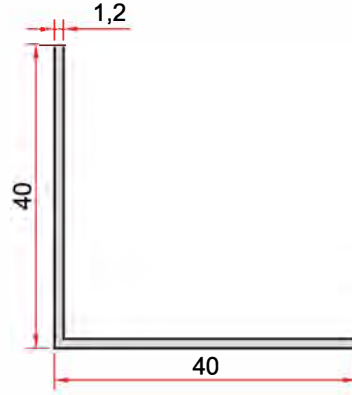
KOD-CODE *TEORİK AĞIRLIK*
EP-0017 *THEORETICAL WEIGHT*
0,176 Kg/m

Standart Profiller / Köşebent

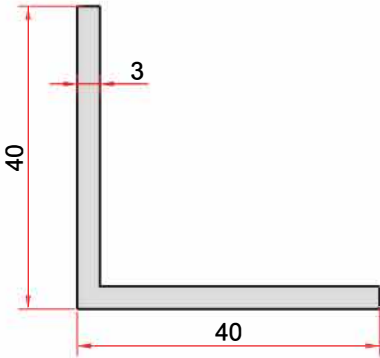
(Standard Profiles / Angle Bracket)



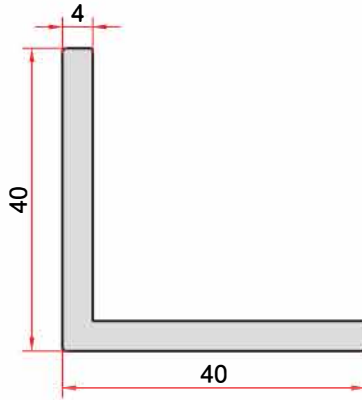
KOD-CODE *TEORİK AĞIRLIK*
THEORETICAL WEIGHT
EP-0776 0,567 Kg/m



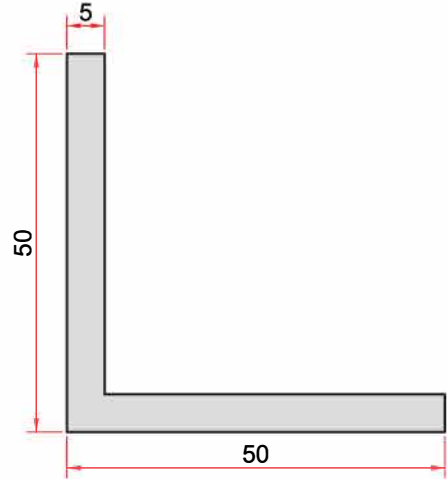
KOD-CODE *TEORİK AĞIRLIK*
THEORETICAL WEIGHT
EP-0045 0,253 Kg/m



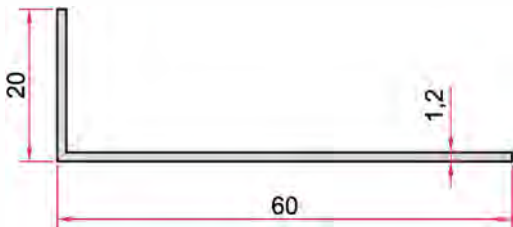
KOD-CODE *TEORİK AĞIRLIK*
THEORETICAL WEIGHT
EP-0145 0,623 Kg/m



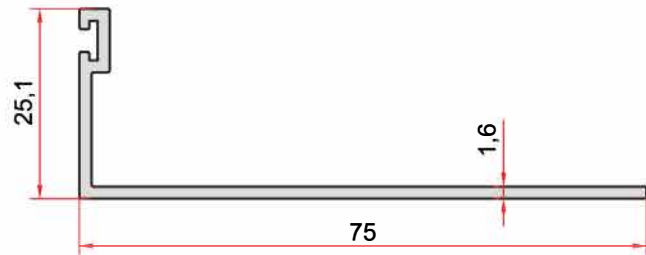
KOD-CODE *TEORİK AĞIRLIK*
THEORETICAL WEIGHT
EP-0139 0,820 Kg/m



KOD-CODE *TEORİK AĞIRLIK*
THEORETICAL WEIGHT
EP-0022 1,282 Kg/m



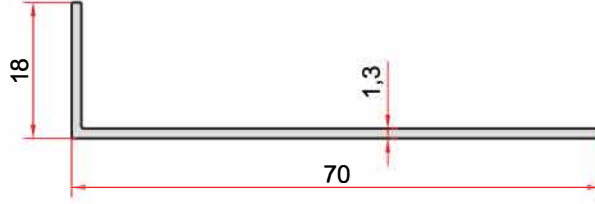
KOD-CODE *TEORİK AĞIRLIK*
THEORETICAL WEIGHT
EP-0018 0,257 Kg/m



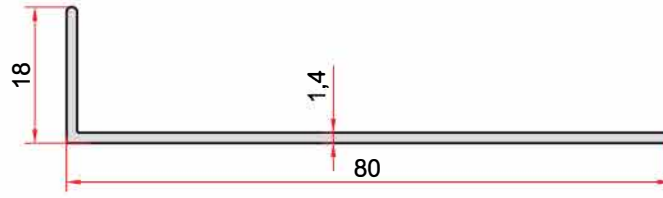
KOD-CODE *TEORİK AĞIRLIK*
THEORETICAL WEIGHT
EP-0155 0,454 Kg/m

Standart Profiller / Köşebent

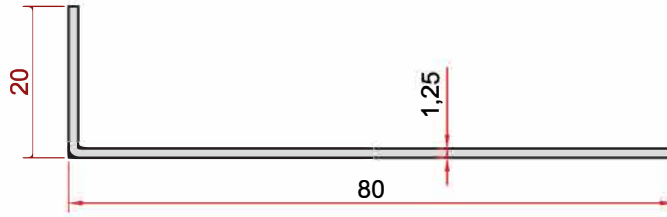
(Standard Profiles / Angle Bracket)



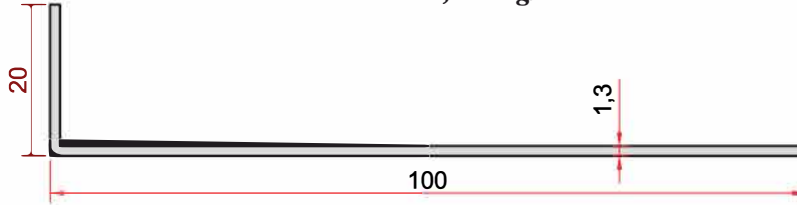
KOD-CODE TEORİK AĞIRLIK
THEORETICAL WEIGHT
EP-0157 0,305 Kg/m



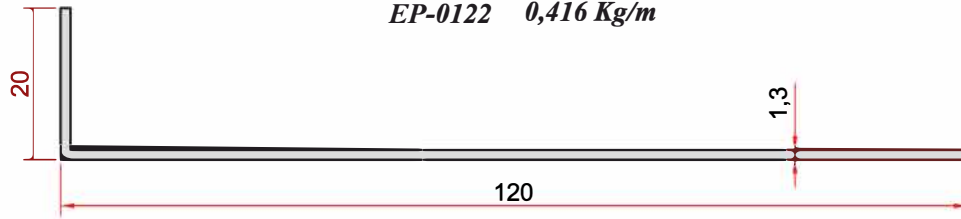
KOD-CODE TEORİK AĞIRLIK
THEORETICAL WEIGHT
EP-0158 0,364 Kg/m



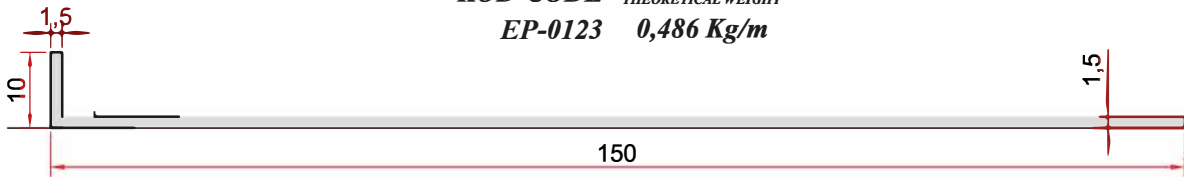
KOD-CODE TEORİK AĞIRLIK
THEORETICAL WEIGHT
EP-0001 0,332 Kg/m



KOD-CODE TEORİK AĞIRLIK
THEORETICAL WEIGHT
EP-0122 0,416 Kg/m



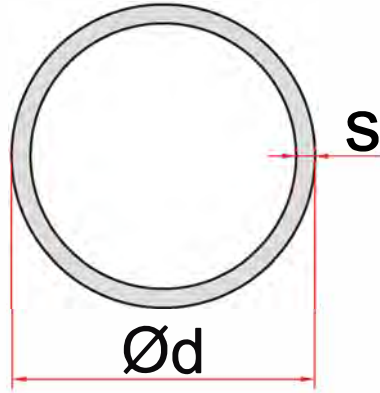
KOD-CODE TEORİK AĞIRLIK
THEORETICAL WEIGHT
EP-0123 0,486 Kg/m



KOD-CODE TEORİK AĞIRLIK
THEORETICAL WEIGHT
EP-0013 0,645 Kg/m

Standart Profiller / Boru Pro.

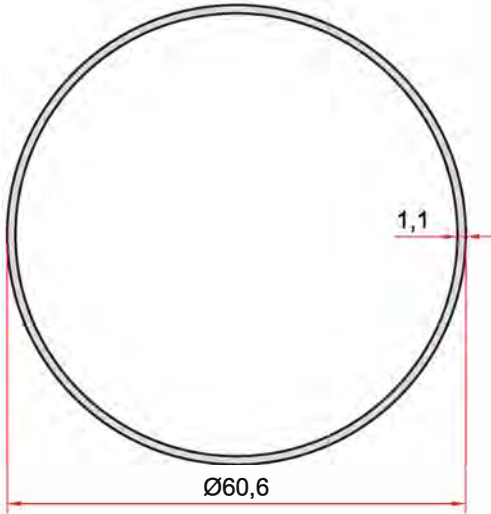
(Standard Profiles / Pipe Profiles)



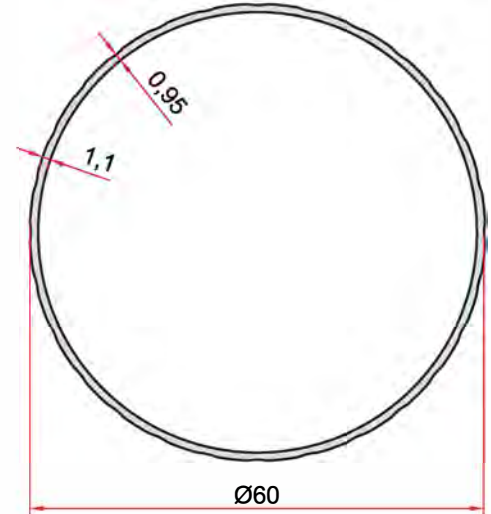
<i>KOD CODE</i>	<i>d (mm)</i>	<i>s (mm)</i>	<i>Weight Ağırlık (kg/m)</i>
<i>EP-0011</i>	<i>60,6</i>	<i>1,10</i>	<i>0,558</i>
<i>EP-0012</i>	<i>60,2</i>	<i>1,10</i>	<i>0,532</i>
<i>EP-0027</i>	<i>150</i>	<i>4,60</i>	<i>5,673</i>
<i>EP-0028</i>	<i>120</i>	<i>4</i>	<i>3,934</i>
<i>EP-0029</i>	<i>90</i>	<i>3,60</i>	<i>2,639</i>

Standart Profiler / Boru Pro.

(Standard Profiles / Pipe Profiles)



KOD-CODE *TEORİK AĞIRLIK*
THEORETICAL WEIGHT
EP-0011 **0,558 Kg/m**



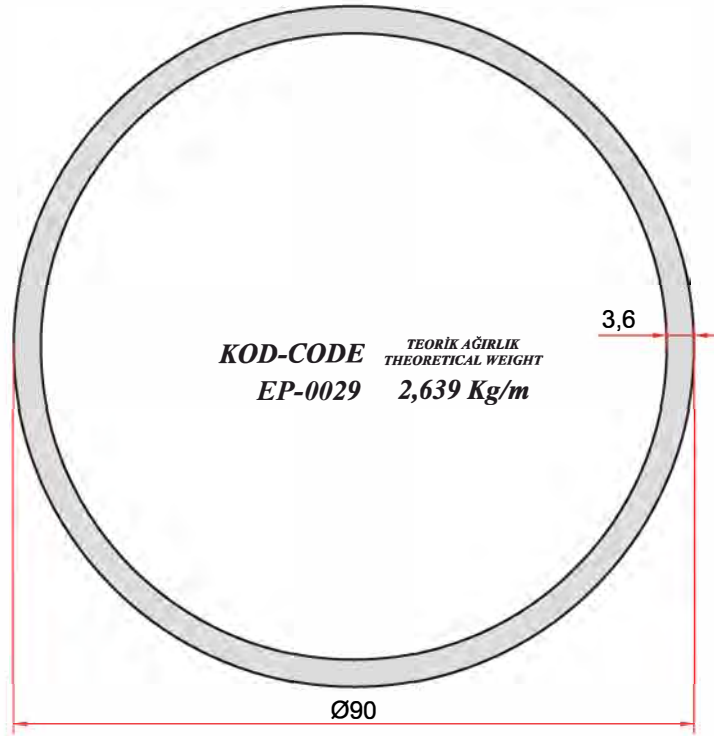
KOD-CODE *TEORİK AĞIRLIK*
THEORETICAL WEIGHT
EP-0012 **0,532 Kg/m**

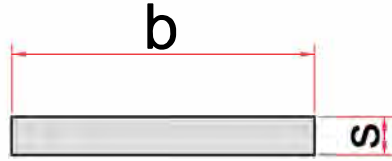


KOD-CODE *TEORİK AĞIRLIK*
THEORETICAL WEIGHT
EP-0027 **5,673 Kg/m**

Standart Profiller / Boru Pro.

(Standard Profiles / Pipe Profiles)

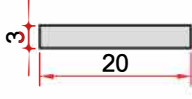




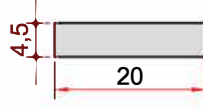
KOD CODE	b (mm)	s (mm)	Weight Ağırlık (kg/m)
EP-0025	30	6	0,486
EP-0064	20	3	0,162
EP-0065	20	4,5	0,243
EP-0066	25	5	0,337
EP-0067	40	2	0,216
EP-0068	40	4	0,432
EP-0069	40	25	2,700
EP-0070	45	2	0,243
EP-0071	50	10	1,350
EP-0072	50	15	2,025
EP-0073	50	20	2,700
EP-0074	50	25	3,375
EP-0125	43	43	5100
EP-0132	80	9	1,944
EP-0133	100	10	2,700
EP-0134	150	10	4,050
EP-0144	32	14	1,209
EP-0147	25,3	6	0,408
EP-0160	60	12	1,944

Standart Profiller / Lama Pro.


(Standard Profiles / Flat Profiles)




KOD-CODE TEORİK AĞIRLIK
THEORETICAL WEIGHT
EP-0064 **0,162 Kg/m**




KOD-CODE TEORİK AĞIRLIK
THEORETICAL WEIGHT
EP-0065 **0,243 Kg/m**



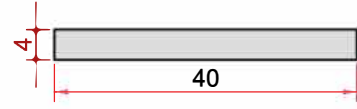
KOD-CODE TEORİK AĞIRLIK
THEORETICAL WEIGHT
EP-0066 **0,337 Kg/m**



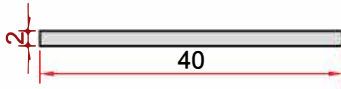
KOD-CODE TEORİK AĞIRLIK
THEORETICAL WEIGHT
EP-0147 **0,408 Kg/m**



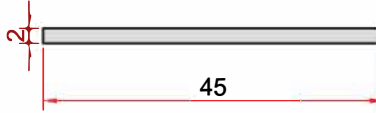
KOD-CODE TEORİK AĞIRLIK
THEORETICAL WEIGHT
EP-0025 **0,486 Kg/m**




KOD-CODE TEORİK AĞIRLIK
THEORETICAL WEIGHT
EP-0068 **0,432 Kg/m**




KOD-CODE TEORİK AĞIRLIK
THEORETICAL WEIGHT
EP-0067 **0,216 Kg/m**




KOD-CODE TEORİK AĞIRLIK
THEORETICAL WEIGHT
EP-0070 **0,243 Kg/m**



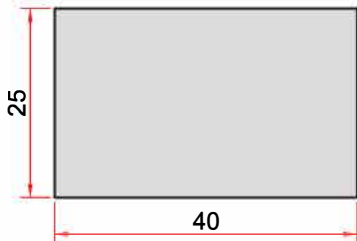
KOD-CODE TEORİK AĞIRLIK
THEORETICAL WEIGHT
EP-0144 **1,209 Kg/m**




KOD-CODE TEORİK AĞIRLIK
THEORETICAL WEIGHT
EP-0071 **1,350 Kg/m**



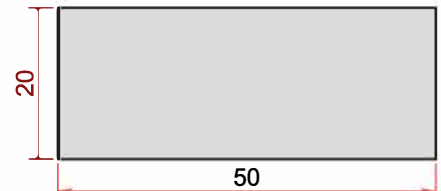
KOD-CODE TEORİK AĞIRLIK
THEORETICAL WEIGHT
EP-0160 **1,944 Kg/m**



KOD-CODE TEORİK AĞIRLIK
THEORETICAL WEIGHT
EP-0069 **2,700 Kg/m**



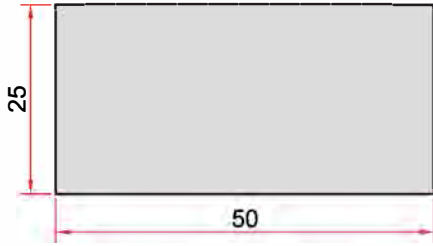
KOD-CODE TEORİK AĞIRLIK
THEORETICAL WEIGHT
EP-0072 **2,025 Kg/m**



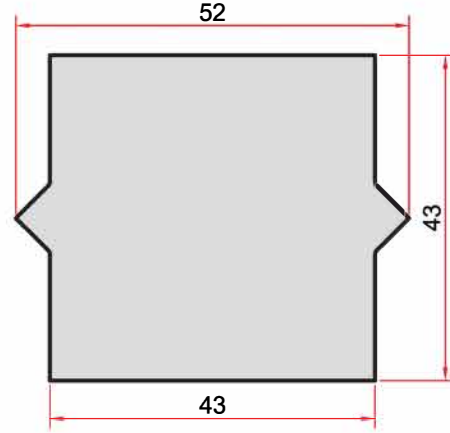
KOD-CODE TEORİK AĞIRLIK
THEORETICAL WEIGHT
EP-0073 **2,700 Kg/m**

Standart Profiller / Lama Pro.


(Standard Profiles / Flat Profiles)




KOD-CODE TEORİK AĞIRLIK
THEORETICAL WEIGHT
EP-0074 3,375 Kg/m




KOD-CODE TEORİK AĞIRLIK
THEORETICAL WEIGHT
EP-0125 5,100 Kg/m



KOD-CODE TEORİK AĞIRLIK
THEORETICAL WEIGHT
EP-0132 1,944 Kg/m



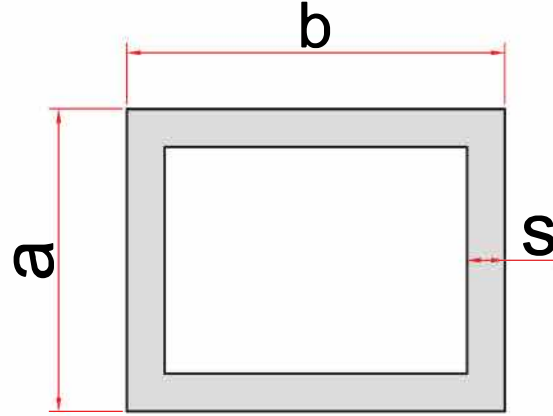
KOD-CODE TEORİK AĞIRLIK
THEORETICAL WEIGHT
EP-0133 2,700 Kg/m



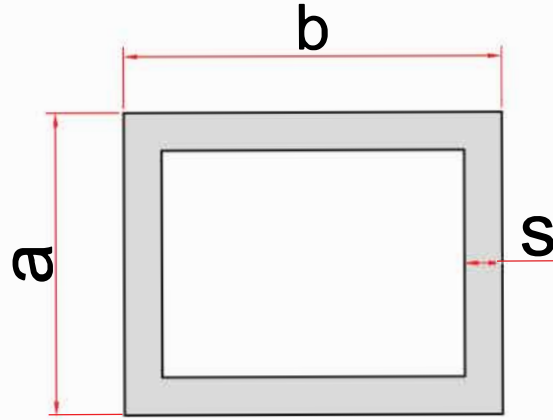
KOD-CODE TEORİK AĞIRLIK
THEORETICAL WEIGHT
EP-0134 4,050 Kg/m

Standart Profiller / Kutu Pro.

(Standard Profiles / Tube Profiles)



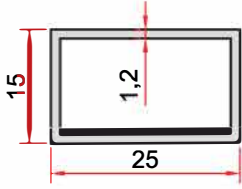
KOD CODE	a (mm)	b (mm)	s (mm)	Weight Ağırlık (kg/m)
EP-0010	80	30	1,50	0,864
EP-0020	70	30	1,50	0,786
EP-0023	75	32	1	0,567
EP-0024	40	60	1,40	0,734
EP-0031	40	20	1,80	0,548
EP-0032	30	25	1,20	0,341
EP-0033	25	25	1,20	0,308
EP-0035	50	40	1	0,475
EP-0046	15	25	1,20	0,243
EP-0048	20	20	2	0,389
EP-0049	20	30	1,30	0,332
EP-0050	20	40	1,20	0,376
EP-0051	20	40	2	0,605
EP-0053	25	25	2	0,497
EP-0054	30	50	2	0,821
EP-0056	40	40	1,20	0,502
EP-0059	40	80	1,20	0,761
EP-0060	40	80	2	1,253
EP-0061	45	45	2	0,929
EP-0091	20	40	1	0,313



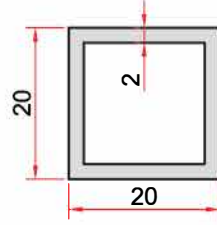
KOD CODE	a (mm)	b (mm)	s (mm)	Weight Ağırlık (kg/m)
EP-0092	80	80	2	1,685
EP-0093	70	70	1,30	0,964
EP-0094	40	80	1,30	0,824
EP-0095	40	60	1,30	0,683
EP-0096	20	35	1,20	0,340
EP-0111	20	60	1,50	0,623
EP-0112	20	80	1,50	0,785
EP-0113	20	100	1,50	0,947
EP-0114	17	25	1,20	0,256
EP-0115	20	50	1,50	0,542
EP-0116	50	95	1,50	1,150
EP-0117	50	100	2	1,576
EP-0118	60	120	2	1,900
EP-0119	50	50	1,50	0,785
EP-0120	60	60	1,50	0,947

Standart Profiller / Kutu Pro.

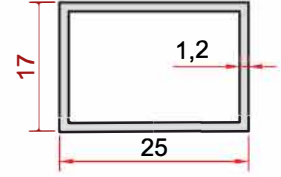
(Standard Profiles / Tube Profiles)



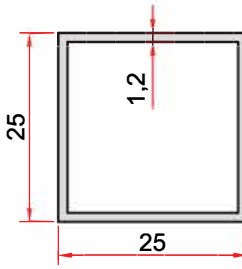
KOD-CODE TEORİK AĞIRLIK
THEORETICAL WEIGHT
EP-0046 0,243 Kg/m



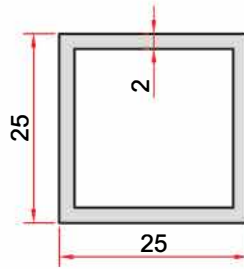
KOD-CODE TEORİK AĞIRLIK
THEORETICAL WEIGHT
EP-0048 0,389 Kg/m



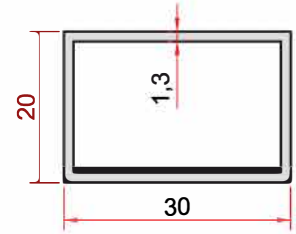
KOD-CODE TEORİK AĞIRLIK
THEORETICAL WEIGHT
EP-0114 0,256 Kg/m



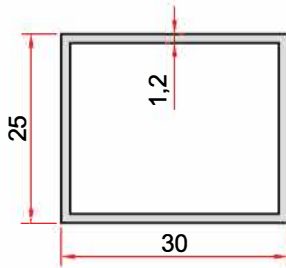
KOD-CODE TEORİK AĞIRLIK
THEORETICAL WEIGHT
EP-0033 0,308 Kg/m



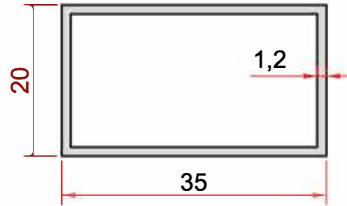
KOD-CODE TEORİK AĞIRLIK
THEORETICAL WEIGHT
EP-0053 0,497 Kg/m



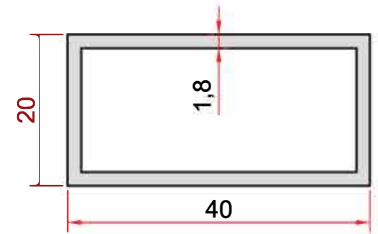
KOD-CODE TEORİK AĞIRLIK
THEORETICAL WEIGHT
EP-0049 0,332 Kg/m



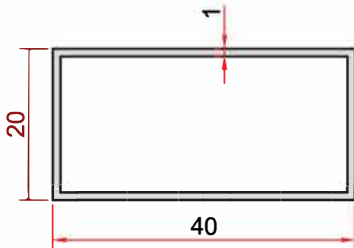
KOD-CODE TEORİK AĞIRLIK
THEORETICAL WEIGHT
EP-0032 0,341 Kg/m



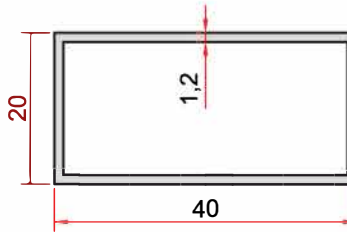
KOD-CODE TEORİK AĞIRLIK
THEORETICAL WEIGHT
EP-0096 0,340 Kg/m



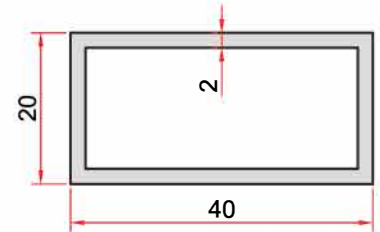
KOD-CODE TEORİK AĞIRLIK
THEORETICAL WEIGHT
EP-0031 0,548 Kg/m



KOD-CODE TEORİK AĞIRLIK
THEORETICAL WEIGHT
EP-0091 0,313 Kg/m



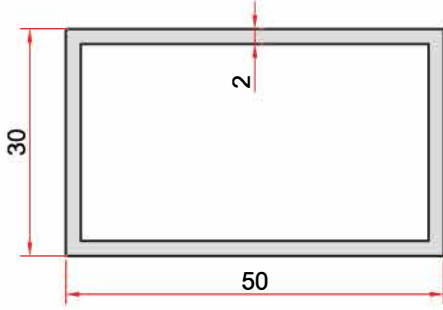
KOD-CODE TEORİK AĞIRLIK
THEORETICAL WEIGHT
EP-0050 0,376 Kg/m



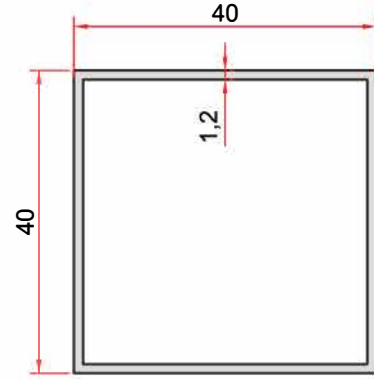
KOD-CODE TEORİK AĞIRLIK
THEORETICAL WEIGHT
EP-0051 0,605 Kg/m

Standart Profiller / Kutu Pro.

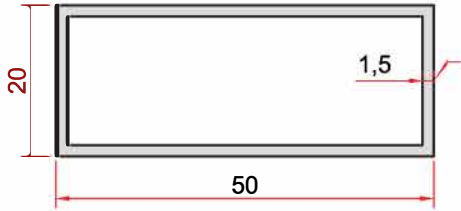
(Standard Profiles / Tube Profiles)



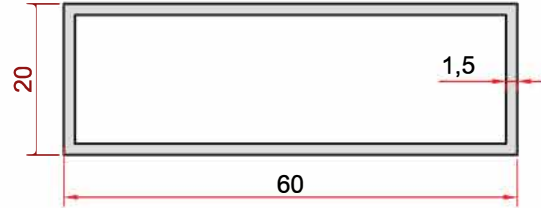
KOD-CODE TEORİK AĞIRLIK
THEORETICAL WEIGHT
EP-0054 0,821 Kg/m



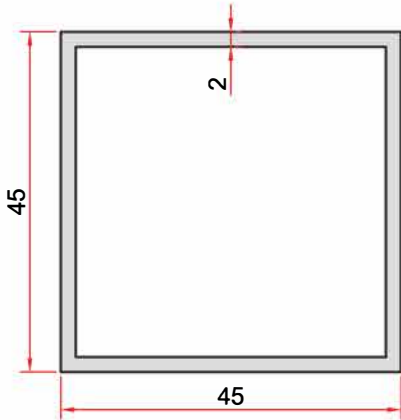
KOD-CODE TEORİK AĞIRLIK
THEORETICAL WEIGHT
EP-0056 0,502 Kg/m



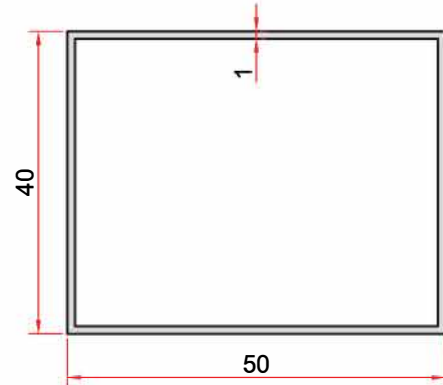
KOD-CODE TEORİK AĞIRLIK
THEORETICAL WEIGHT
EP-0115 0,542 Kg/m



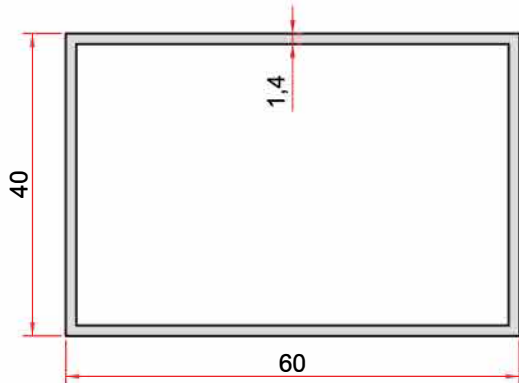
KOD-CODE TEORİK AĞIRLIK
THEORETICAL WEIGHT
EP-0111 0,623 Kg/m



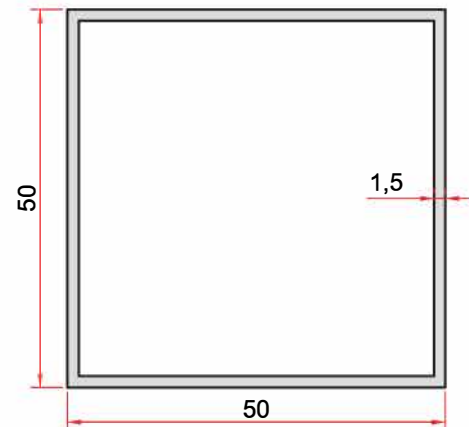
KOD-CODE TEORİK AĞIRLIK
THEORETICAL WEIGHT
EP-0061 0,929 Kg/m



KOD-CODE TEORİK AĞIRLIK
THEORETICAL WEIGHT
EP-0035 0,475 Kg/m



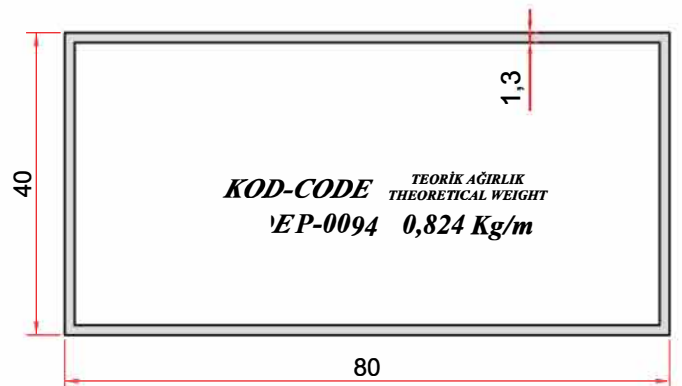
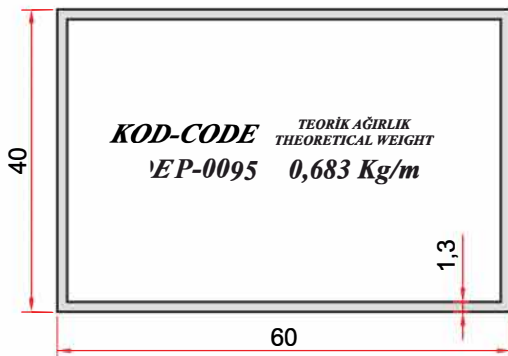
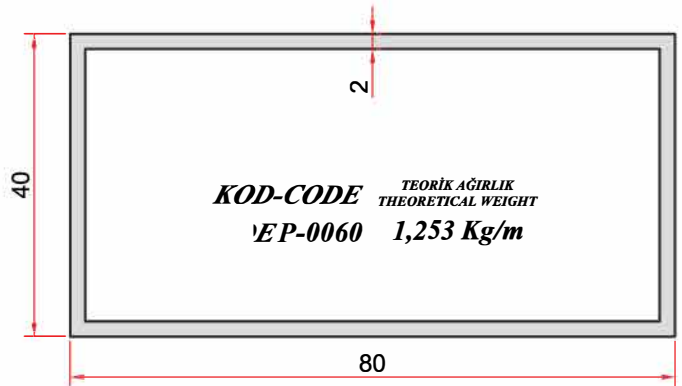
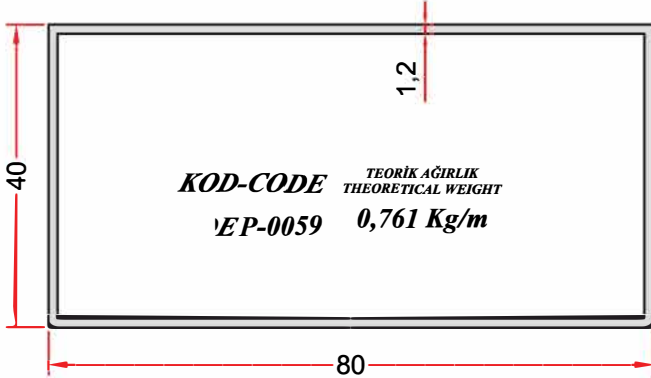
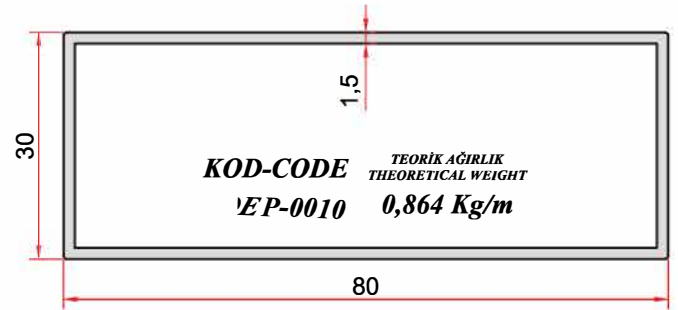
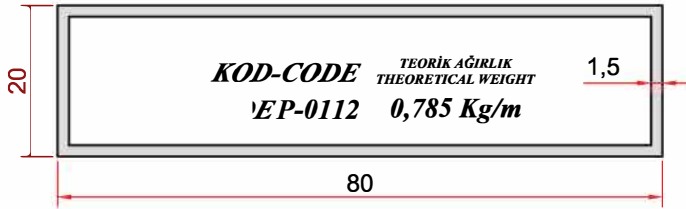
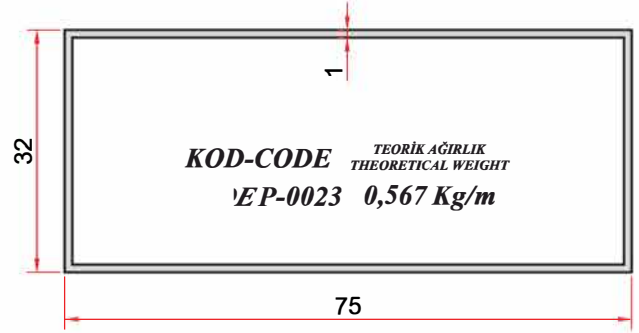
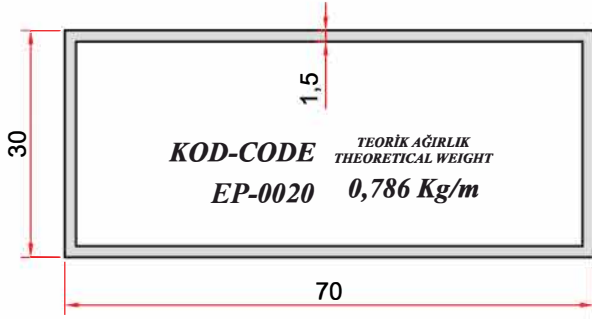
KOD-CODE TEORİK AĞIRLIK
THEORETICAL WEIGHT
EP-0024 0,734 Kg/m



KOD-CODE TEORİK AĞIRLIK
THEORETICAL WEIGHT
EP-0119 0,785 Kg/m

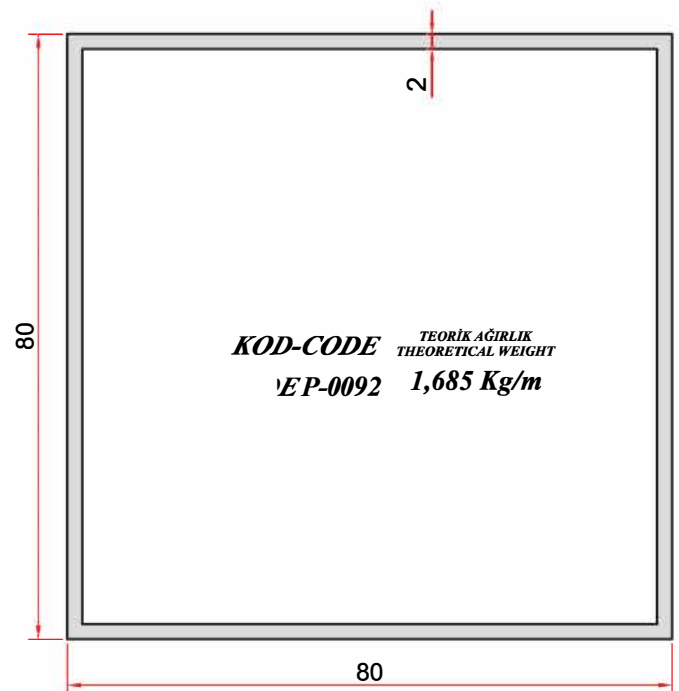
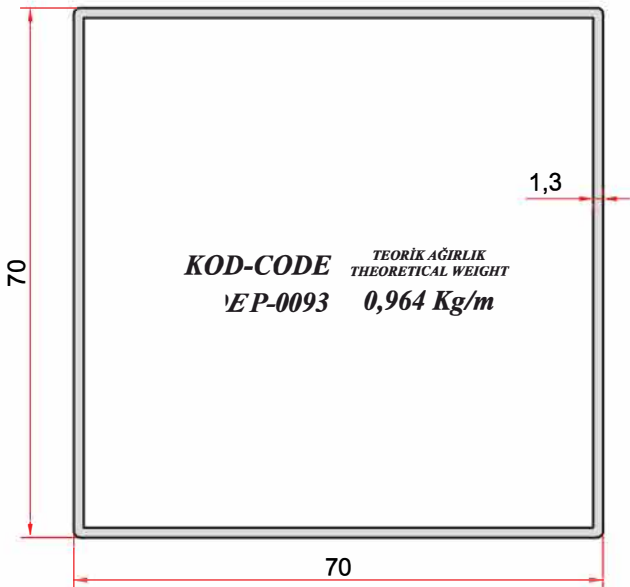
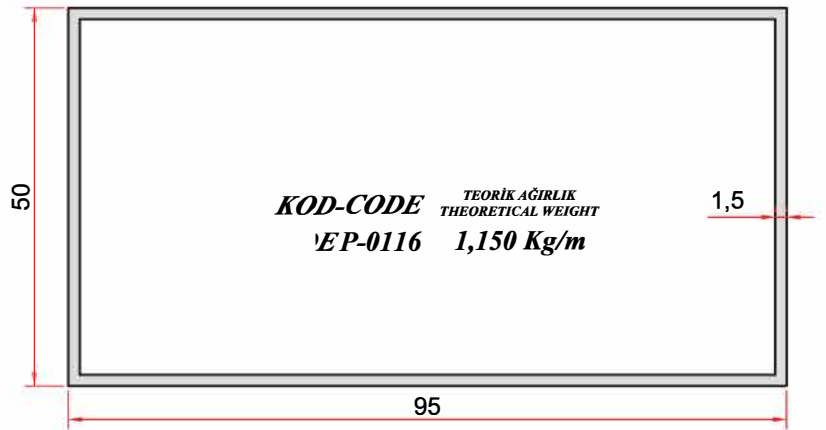
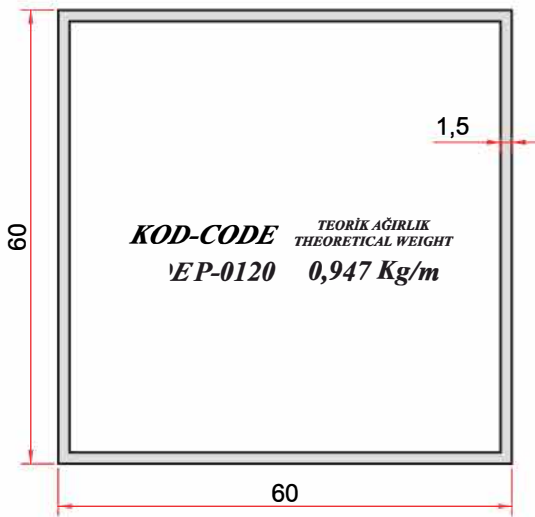
Standart Profiller / Kutu Pro.

(Standard Profiles / Tube Profiles)



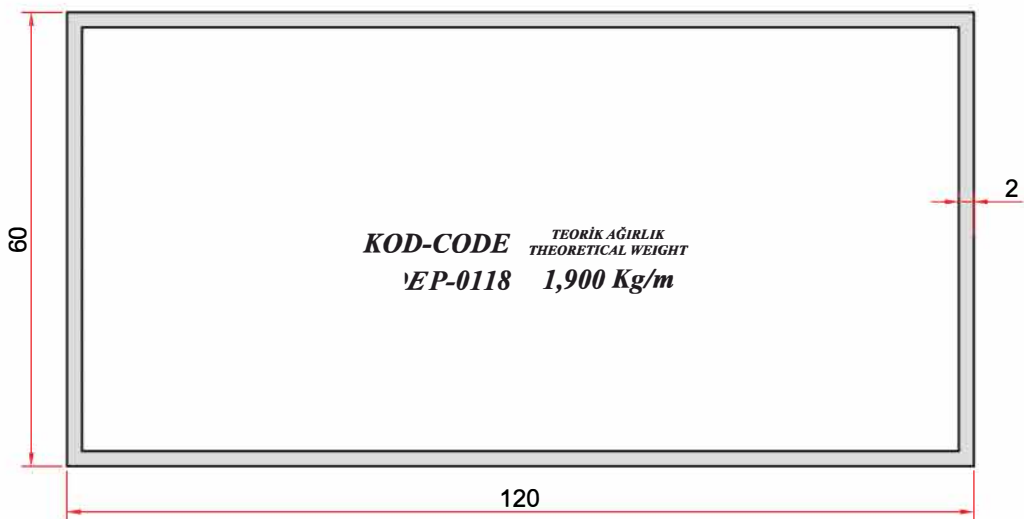
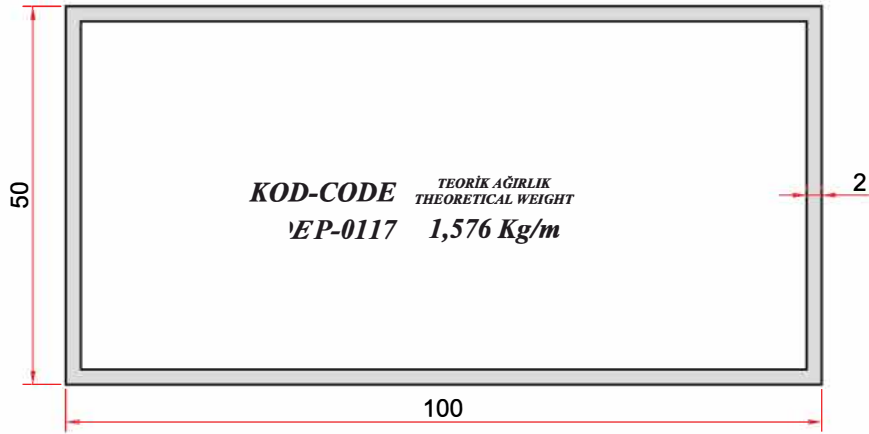
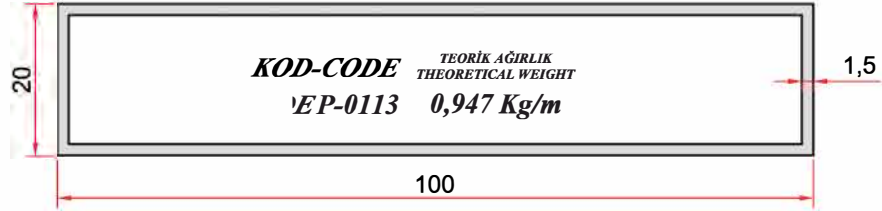
Standart Profiler / Kutu Pro.

(Standard Profiles / Tube Profiles)



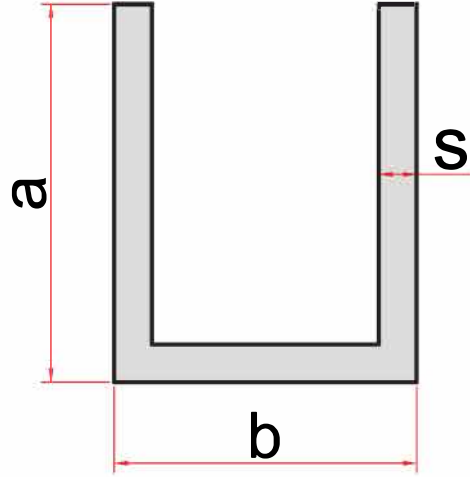
Standart Profiller / Kutu Pro.

(Standard Profiles / Tube Profiles)



Standart Profiler / U Profil

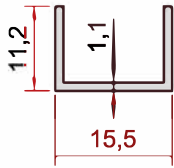
(Standard Profiles / U Profiles)



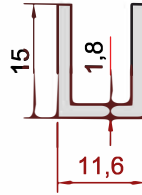
KOD CODE	a (mm)	b (mm)	s (mm)	Weight Ağırlık (kg/m)
EP-0026	20	40	2	0,410
EP-0082	11,2	15,5	1,10	0,105
EP-0083	17	17	1,10	0,146
EP-0084	15	11,6	1,80	0,184
EP-0085	23	30	1,20	0,238
EP-0086	33	65	5	1,633
EP-0087	30	30	3	0,680
EP-0088	60	56,2	5	2,244
EP-0142	20	33	1,50	0,284
EP-7035	20	14,1	1,40	0,194

Standart Profiler / U Profil

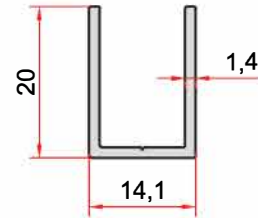
(Standard Profiles / U Profiles)



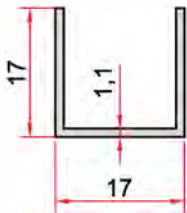
KOD-CODE TEORİK AĞIRLIK
THEORETICAL WEIGHT
EP-0082 0,105 Kg/m



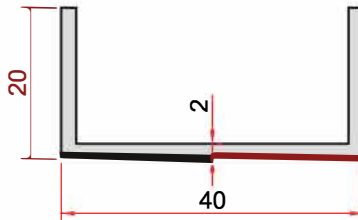
KOD-CODE TEORİK AĞIRLIK
THEORETICAL WEIGHT
EP-0084 0,184 Kg/m



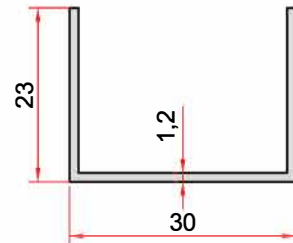
KOD-CODE TEORİK AĞIRLIK
THEORETICAL WEIGHT
EP-7035 0,194 Kg/m



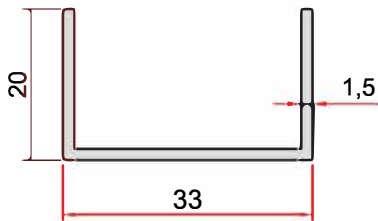
KOD-CODE TEORİK AĞIRLIK
THEORETICAL WEIGHT
EP-0083 0,146 Kg/m



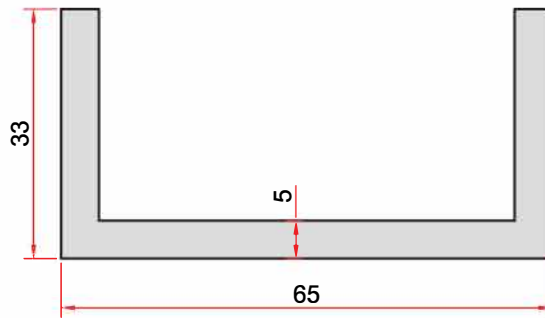
KOD-CODE TEORİK AĞIRLIK
THEORETICAL WEIGHT
EP-0026 0,410 Kg/m



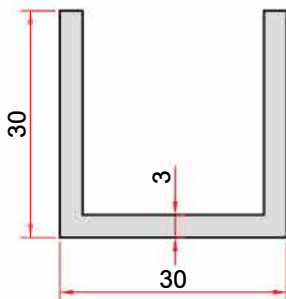
KOD-CODE TEORİK AĞIRLIK
THEORETICAL WEIGHT
EP-0085 0,238 Kg/m



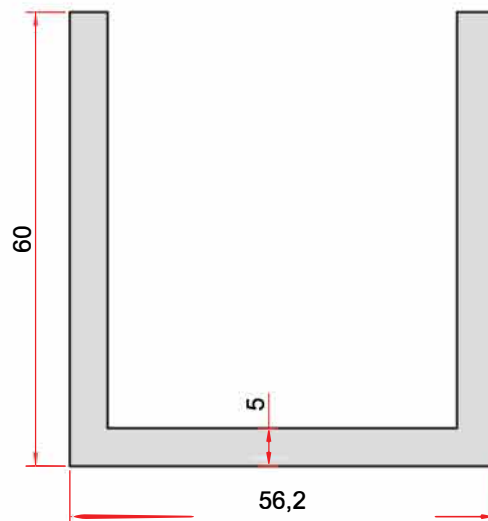
KOD-CODE TEORİK AĞIRLIK
THEORETICAL WEIGHT
EP-0142 0,284 Kg/m



KOD-CODE TEORİK AĞIRLIK
THEORETICAL WEIGHT
EP-0086 1,633 Kg/m



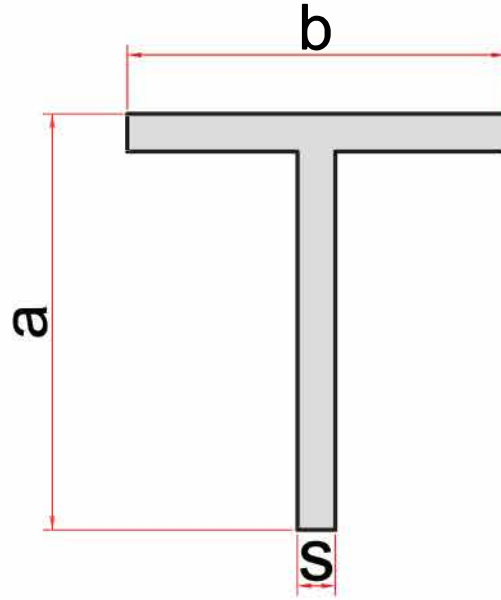
KOD-CODE TEORİK AĞIRLIK
THEORETICAL WEIGHT
EP-0087 0,680 Kg/m



KOD-CODE TEORİK AĞIRLIK
THEORETICAL WEIGHT
EP-0088 2,244 Kg/m

Standart Profiller / T Profil

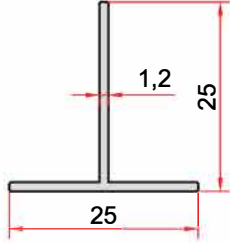
(Standard Profiles / T Profiles)



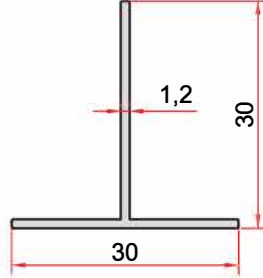
KOD CODE	a (mm)	b (mm)	s (mm)	Weight Ağırlık (kg/m)
EP-0019	25	25	1,2	0,157
EP-0075	30	30	1,20	0,189
EP-0076	36	25	2	0,319
EP-0077	50	50	1,80	0,478
EP-0078	50	50	2	0,529
EP-0079	50	50	2,30	0,607
EP-0080	50	50	3	0,786
EP-0081	50	60	2	0,583
EP-0143	36,25	48	3	0,726

Standart Profiller / T Profil

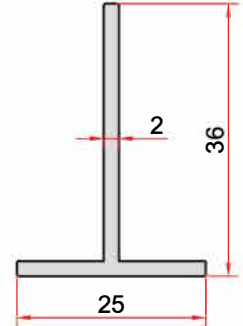
(Standard Profiles / T Profiles)



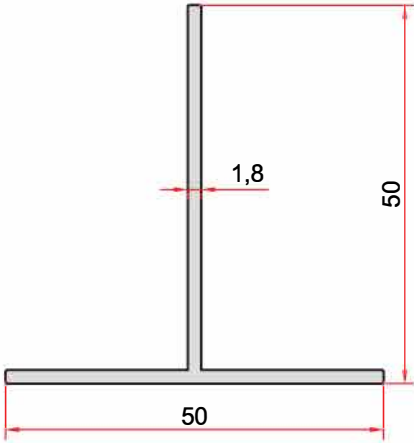
KOD-CODE *TEORİK AĞIRLIK*
THEORETICAL WEIGHT
EP-0019 0,157 Kg/m



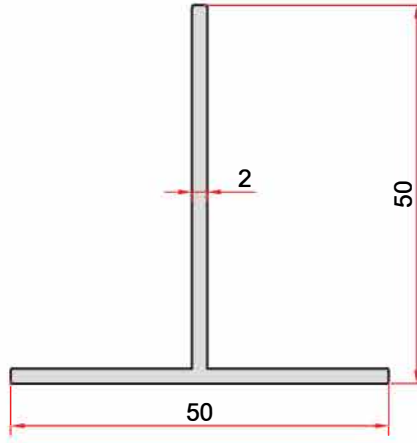
KOD-CODE *TEORİK AĞIRLIK*
THEORETICAL WEIGHT
EP-0075 0,189 Kg/m



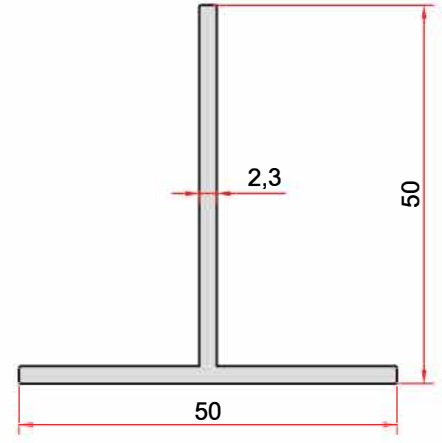
KOD-CODE *TEORİK AĞIRLIK*
THEORETICAL WEIGHT
EP-0076 0,319 Kg/m



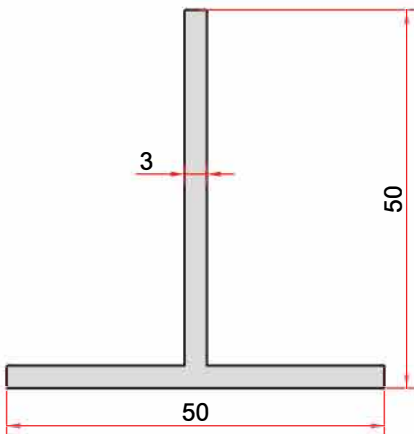
KOD-CODE *TEORİK AĞIRLIK*
THEORETICAL WEIGHT
EP-0077 0,478 Kg/m



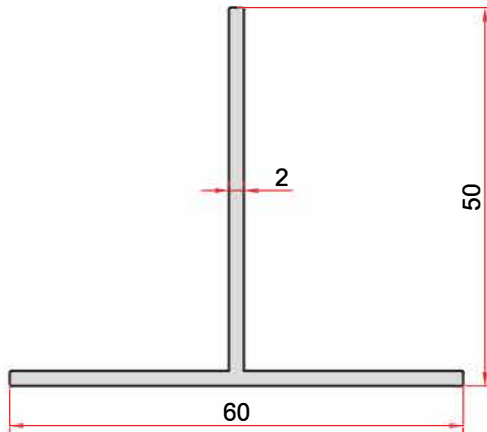
KOD-CODE *TEORİK AĞIRLIK*
THEORETICAL WEIGHT
EP-0078 0,529 Kg/m



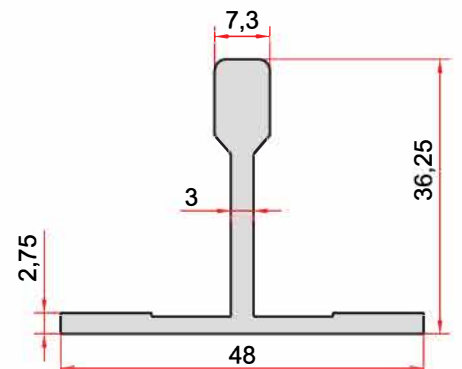
KOD-CODE *TEORİK AĞIRLIK*
THEORETICAL WEIGHT
EP-0079 0,607 Kg/m



KOD-CODE *TEORİK AĞIRLIK*
THEORETICAL WEIGHT
EP-0080 0,786 Kg/m



KOD-CODE *TEORİK AĞIRLIK*
THEORETICAL WEIGHT
EP-0081 0,583 Kg/m



KOD-CODE *TEORİK AĞIRLIK*
THEORETICAL WEIGHT
EP-0143 0,726 Kg/m





ekin PROFİL®

ALÜMİNYUM SİSTEMLER

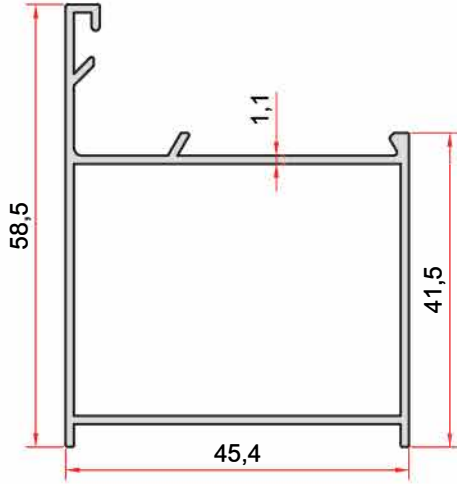
Doğrama Profilleri

Joinery Profiles

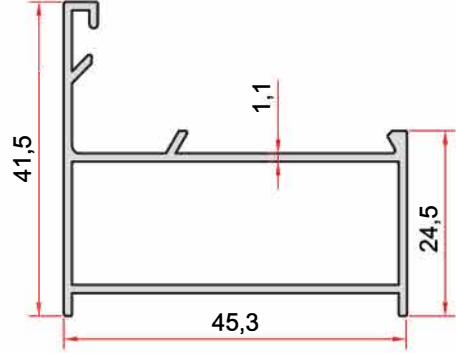


Doğrama Profiller / Aldoks Serisi

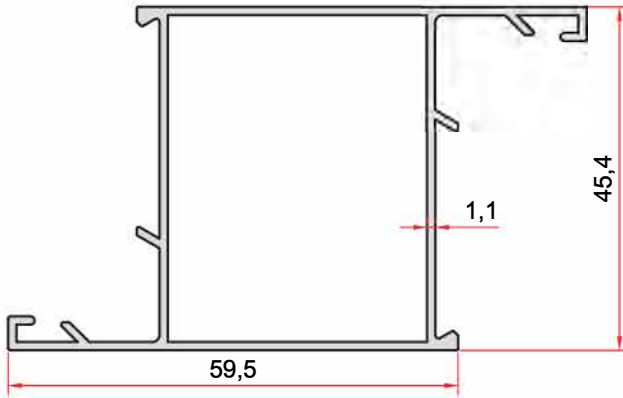
(Joinery Profiles / Aldox Series)



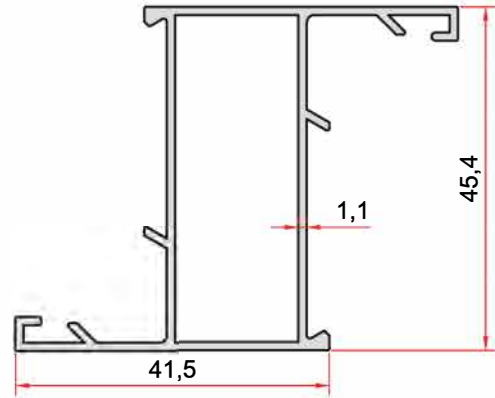
KOD-CODE *TEORİK AĞIRLIK*
THEORETICAL WEIGHT
EP-0822 0,599 Kg/m



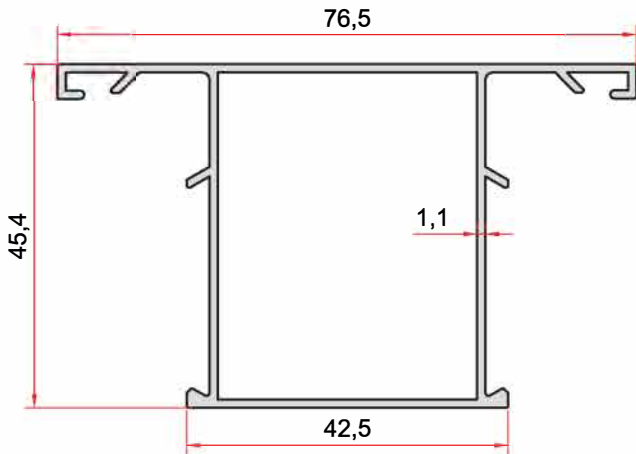
KOD-CODE *TEORİK AĞIRLIK*
THEORETICAL WEIGHT
EP-0823 0,499 Kg/m



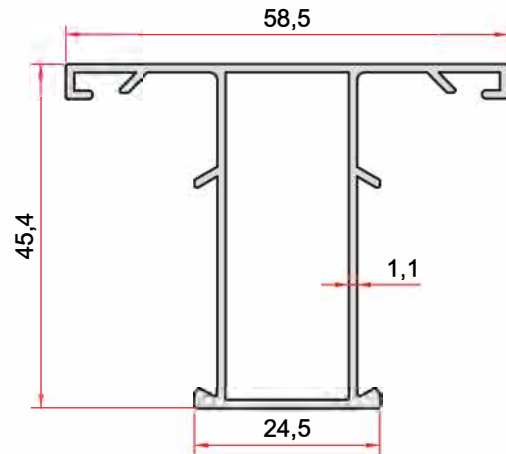
KOD-CODE *TEORİK AĞIRLIK*
THEORETICAL WEIGHT
EP-0824 0,702 Kg/m



KOD-CODE *TEORİK AĞIRLIK*
THEORETICAL WEIGHT
EP-0825 0,599 Kg/m



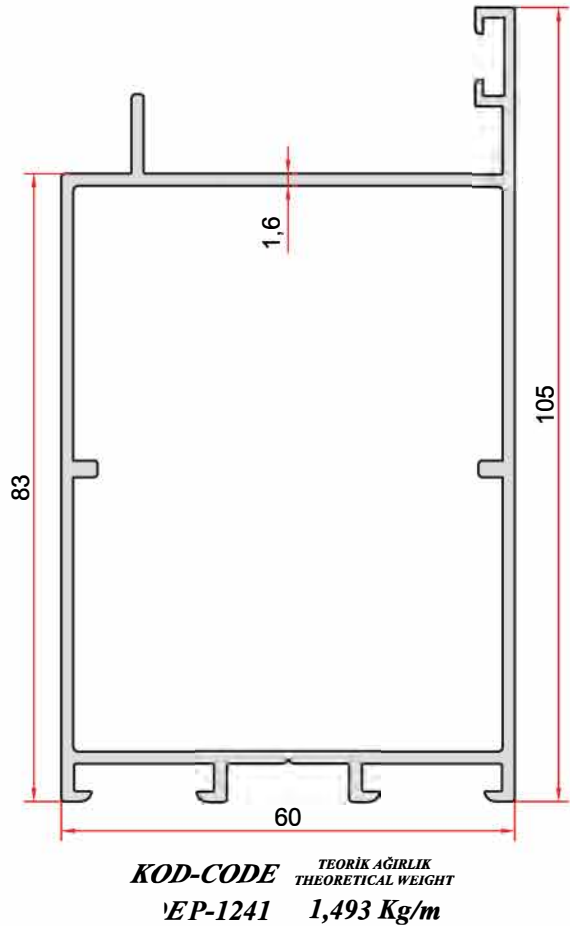
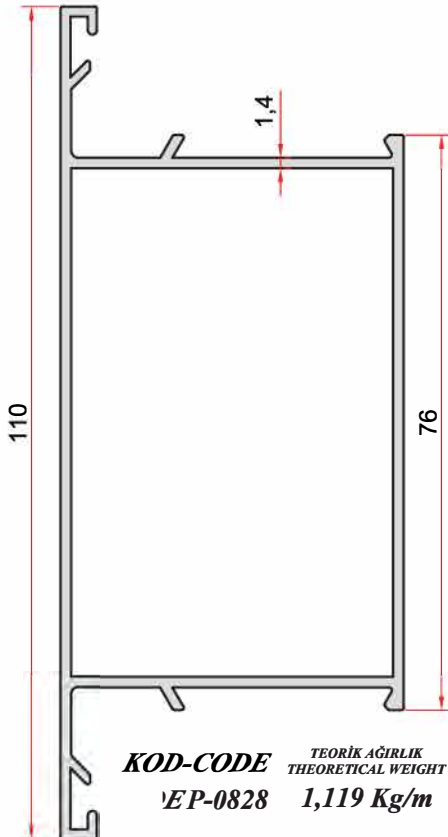
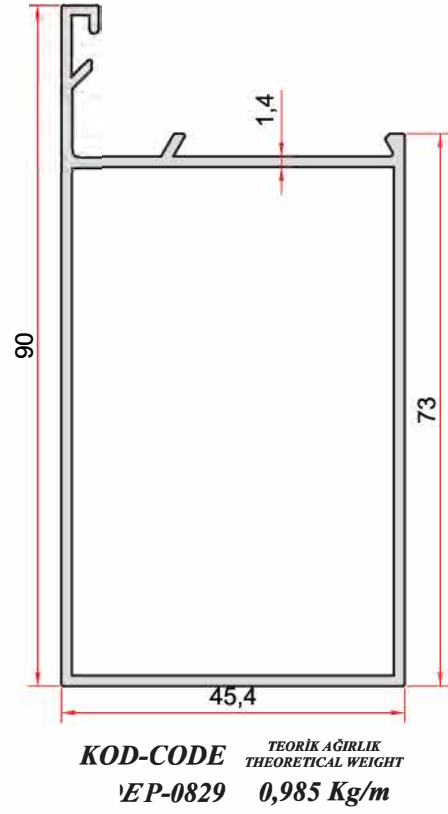
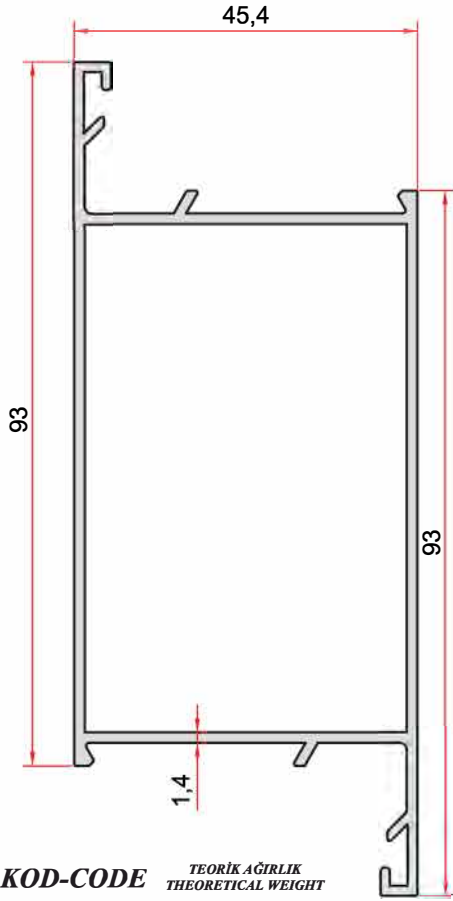
KOD-CODE *TEORİK AĞIRLIK*
THEORETICAL WEIGHT
EP-0826 0,702 Kg/m



KOD-CODE *TEORİK AĞIRLIK*
THEORETICAL WEIGHT
EP-0827 0,594 Kg/m

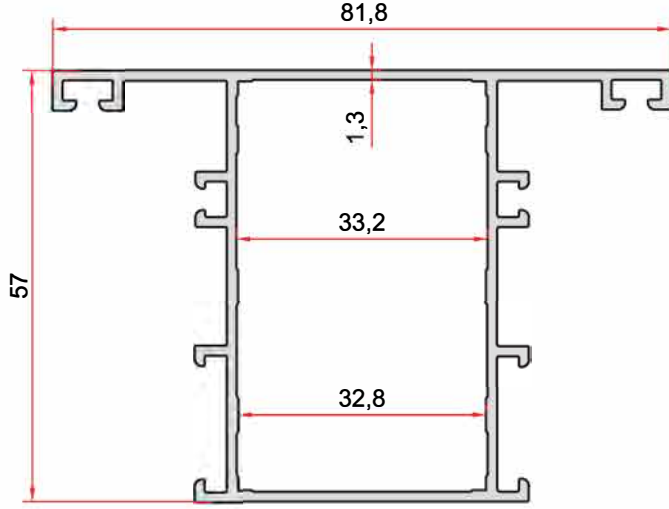
Doğrama Profiller / Aldoks Serisi

(Joinery Profiles / Aldox Series)

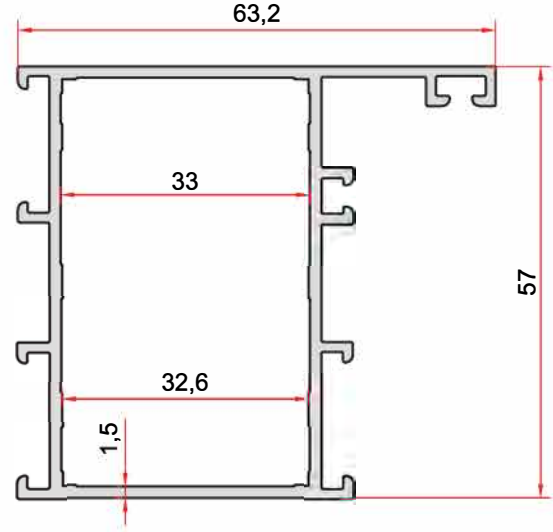


Doğrama Profiller / Aldoks Serisi

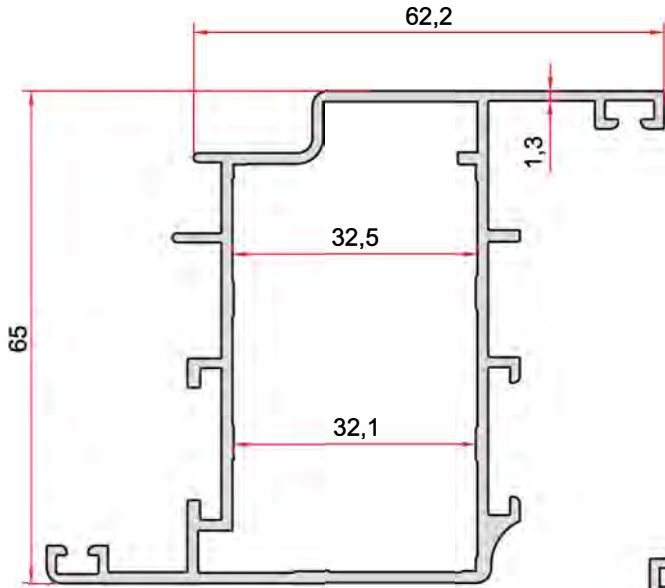
(Joinery Profiles / Aldox Series)



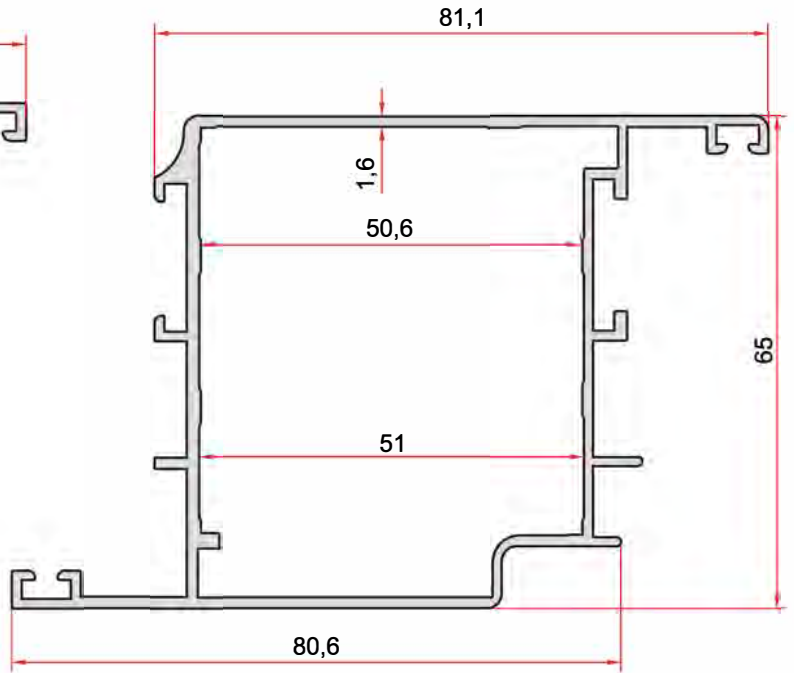
KOD-CODE *TEORİK AĞIRLIK*
THEORETICAL WEIGHT
EP-7036 1,047 Kg/m



KOD-CODE *TEORİK AĞIRLIK*
THEORETICAL WEIGHT
EP-7039 1,026 Kg/m



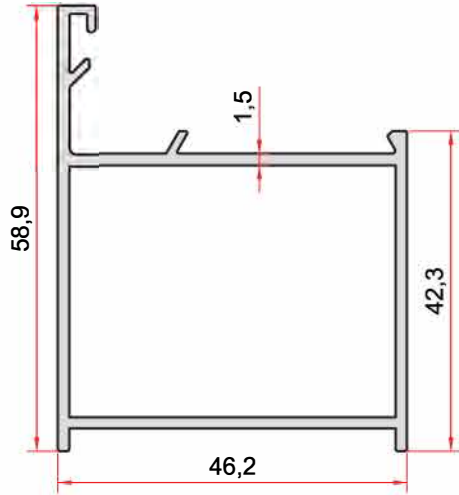
KOD-CODE *TEORİK AĞIRLIK*
THEORETICAL WEIGHT
EP-7037 1,161 Kg/m



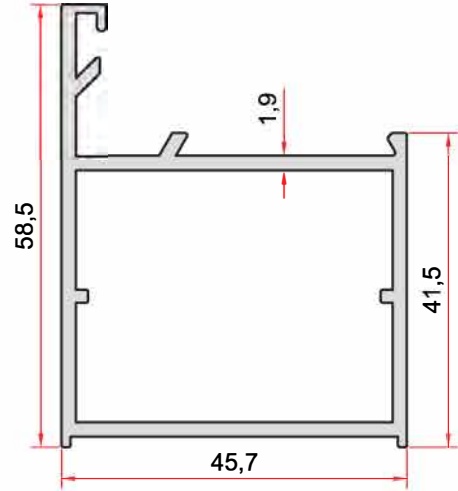
KOD-CODE *TEORİK AĞIRLIK*
THEORETICAL WEIGHT
EP-7038 1,417 Kg/m

Doğrama Profiller / Aldoks Serisi

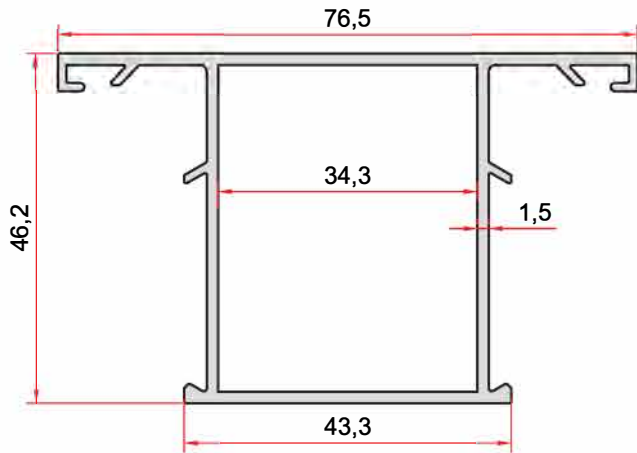
(Joinery Profiles / Aldox Series)



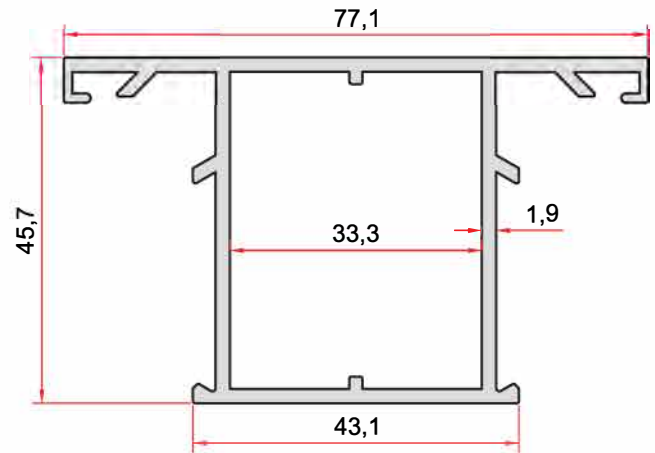
KOD-CODE TEORİK AĞIRLIK
THEORETICAL WEIGHT
EP-0905 0,801 Kg/m



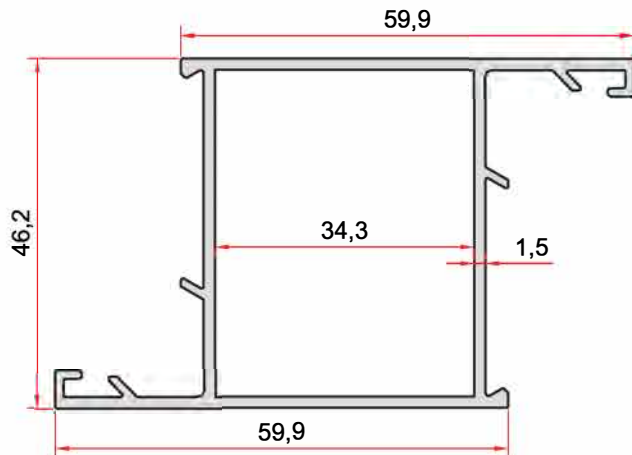
KOD-CODE TEORİK AĞIRLIK
THEORETICAL WEIGHT
EP-0882 1,010 Kg/m



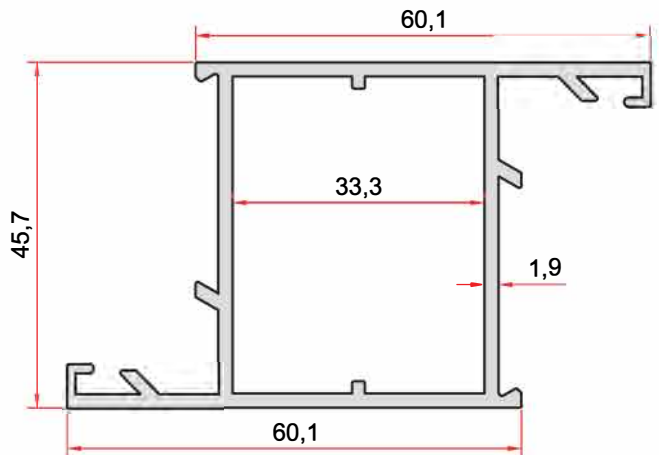
KOD-CODE TEORİK AĞIRLIK
THEORETICAL WEIGHT
EP-0907 0,921 Kg/m



KOD-CODE TEORİK AĞIRLIK
THEORETICAL WEIGHT
EP-0880 1,177 Kg/m



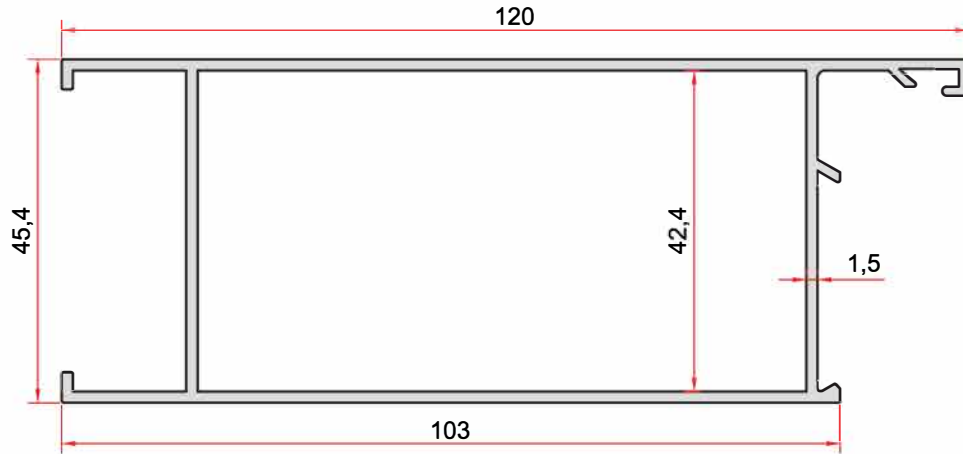
KOD-CODE TEORİK AĞIRLIK
THEORETICAL WEIGHT
EP-0906 0,921 Kg/m



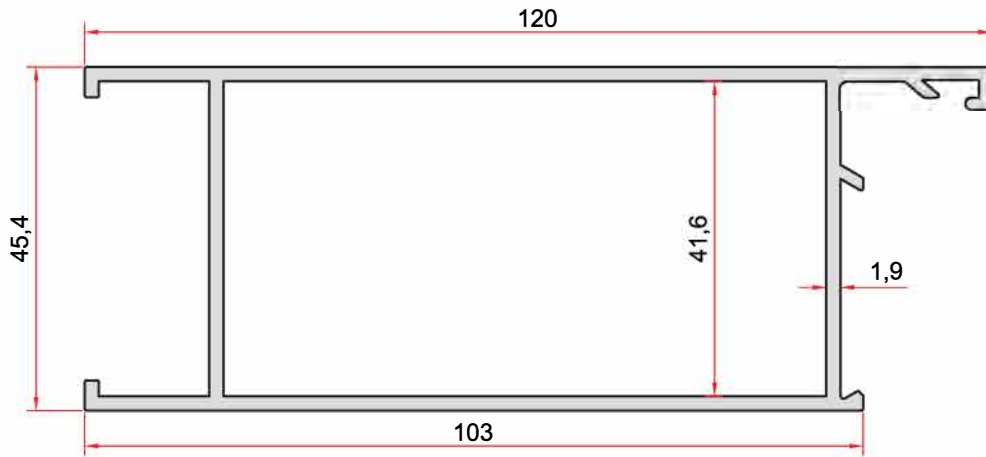
KOD-CODE TEORİK AĞIRLIK
THEORETICAL WEIGHT
EP-0881 1,177 Kg/m

Doğrama Profiller / Aldoks Serisi

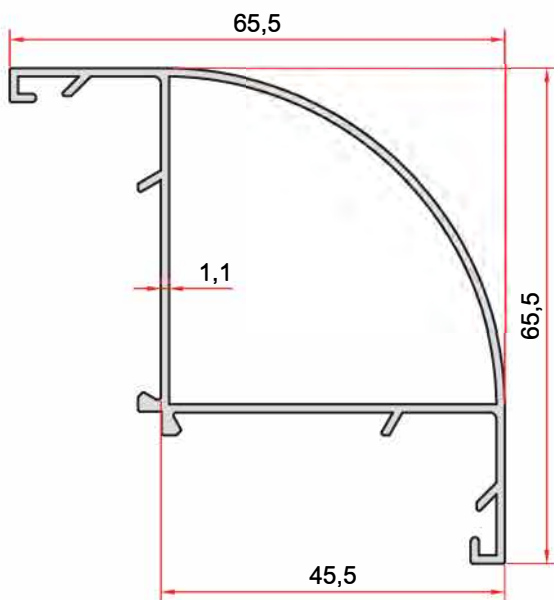
(Joinery Profiles / Aldox Series)



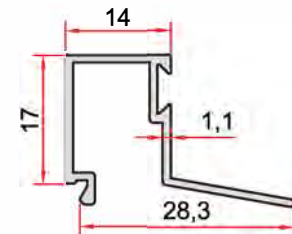
KOD-CODE *TEORİK AĞIRLIK*
THEORETICAL WEIGHT
EP-0831 **1,307 Kg/m**



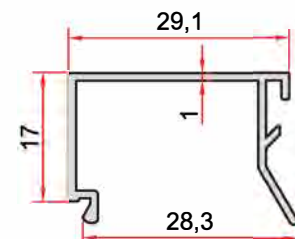
KOD-CODE *TEORİK AĞIRLIK*
THEORETICAL WEIGHT
EP-0883 **1,642 Kg/m**



KOD-CODE *TEORİK AĞIRLIK*
THEORETICAL WEIGHT
EP-0838 **0,699 Kg/m**



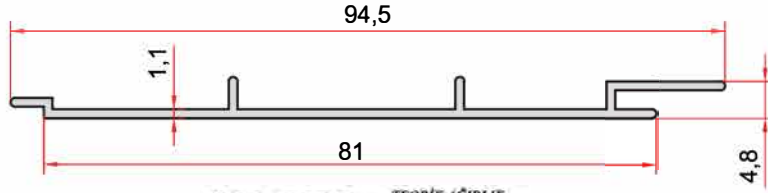
KOD-CODE *TEORİK AĞIRLIK*
THEORETICAL WEIGHT
EP-0835 **0,205 Kg/m**



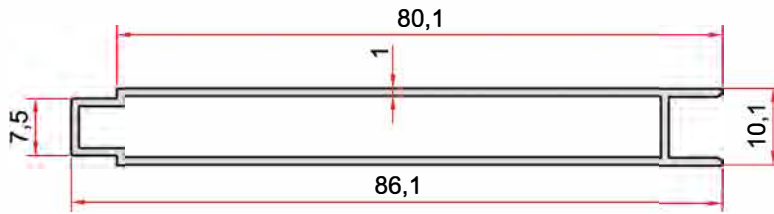
KOD-CODE *TEORİK AĞIRLIK*
THEORETICAL WEIGHT
EP-0833 **0,208 Kg/m**

Doğrama Profiller / Aldoks Serisi

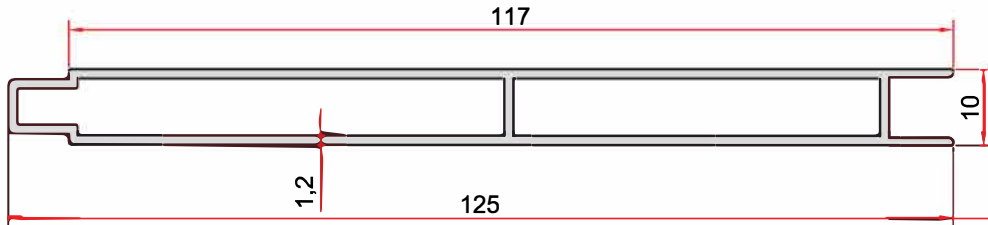
(Joinery Profiles / Aldox Series)



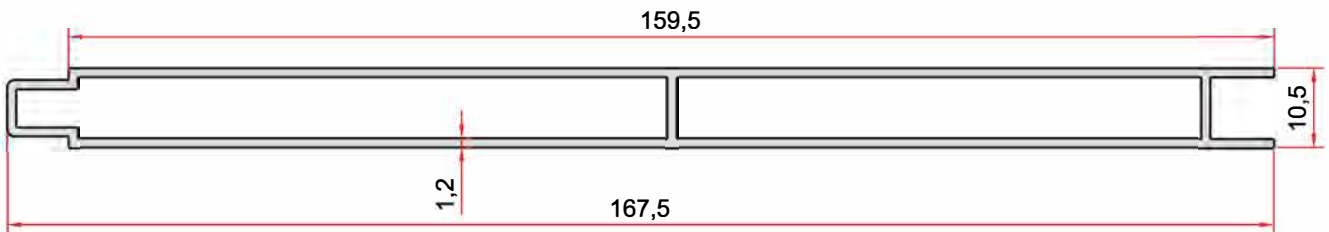
KOD-CODE TEORİK AĞIRLIK
THEORETICAL WEIGHT
EP-0834 0,351 Kg/m



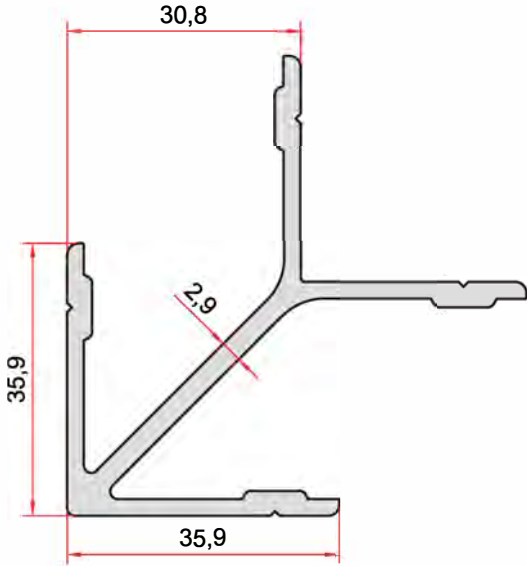
KOD-CODE TEORİK AĞIRLIK
THEORETICAL WEIGHT
EP-0864 0,510 Kg/m



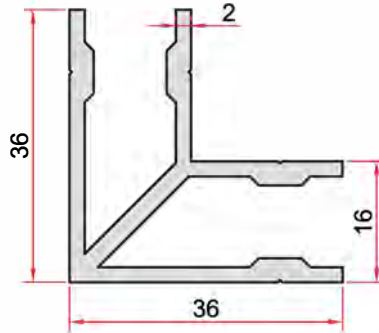
KOD-CODE TEORİK AĞIRLIK
THEORETICAL WEIGHT
EP-1149 0,872 Kg/m



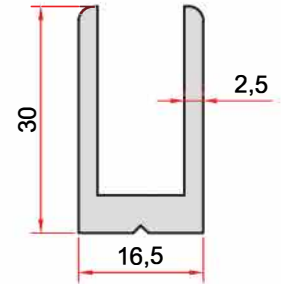
KOD-CODE TEORİK AĞIRLIK
THEORETICAL WEIGHT
EP-1203 1,164 Kg/m



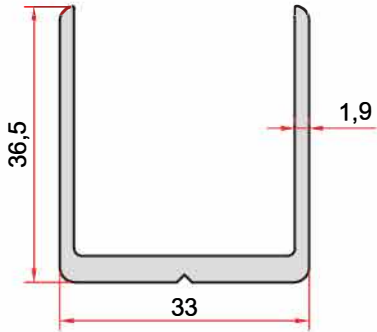
KOD-CODE *TEORİK AĞIRLIK*
THEORETICAL WEIGHT
EP-0839 **1,172 Kg/m**



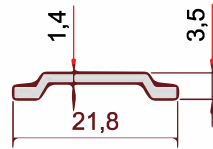
KOD-CODE *TEORİK AĞIRLIK*
THEORETICAL WEIGHT
EP-0840 **0,807 Kg/m**



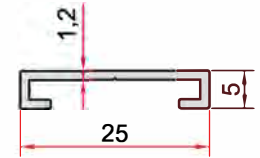
KOD-CODE *TEORİK AĞIRLIK*
THEORETICAL WEIGHT
EP-0841 **0,553 Kg/m**



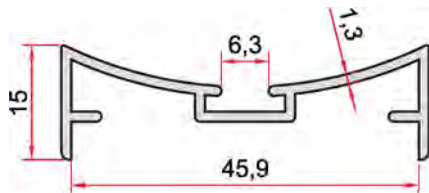
KOD-CODE *TEORİK AĞIRLIK*
THEORETICAL WEIGHT
EP-0842 **0,640 Kg/m**



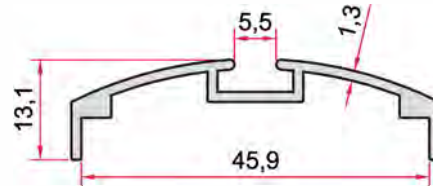
KOD-CODE *TEORİK AĞIRLIK*
THEORETICAL WEIGHT
EP-0836 **0,097 Kg/m**



KOD-CODE *TEORİK AĞIRLIK*
THEORETICAL WEIGHT
EP-0837 **0,124 Kg/m**



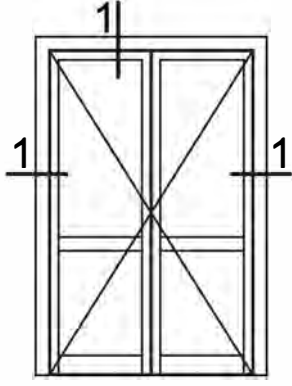
KOD-CODE *TEORİK AĞIRLIK*
THEORETICAL WEIGHT
EP-0878 **0,335 Kg/m**



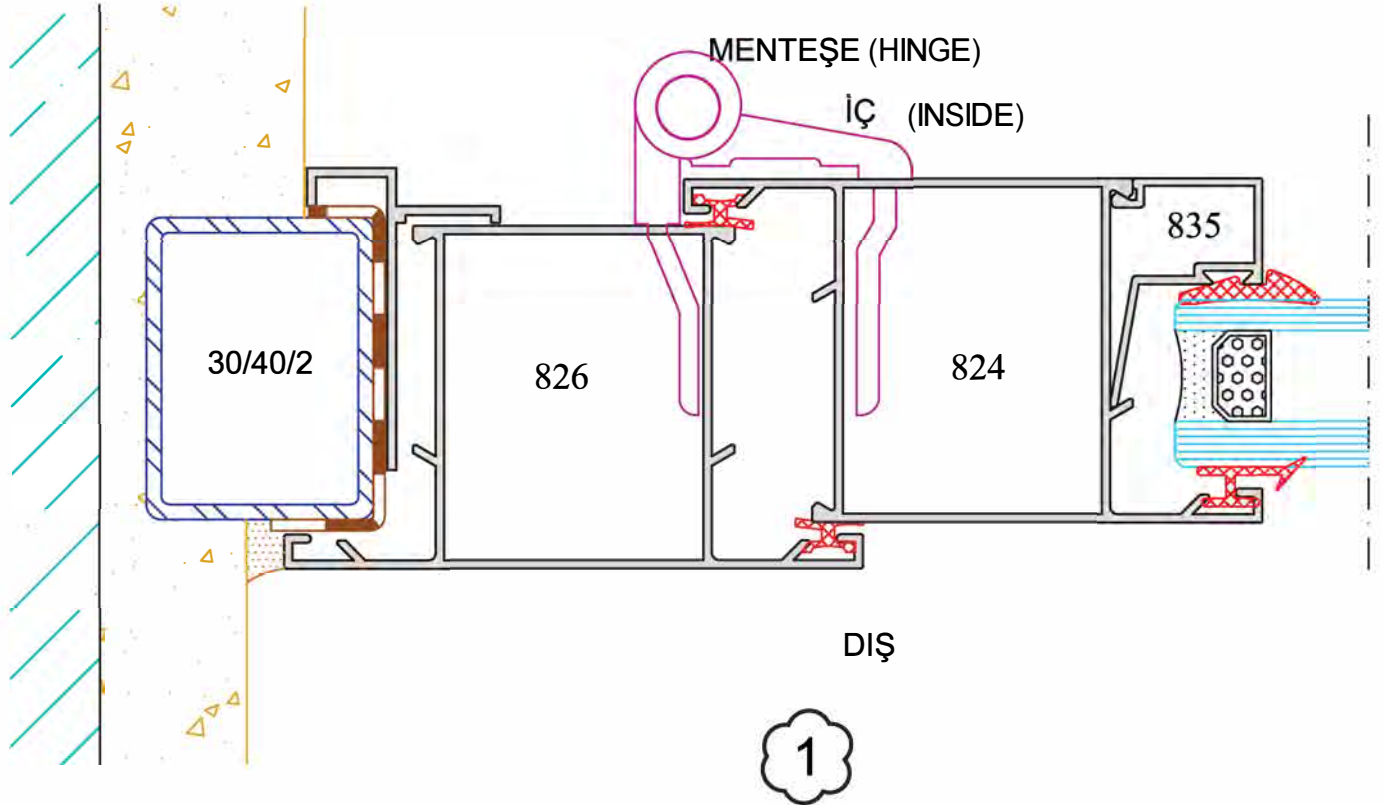
KOD-CODE *TEORİK AĞIRLIK*
THEORETICAL WEIGHT
EP-0863 **0,310 Kg/m**

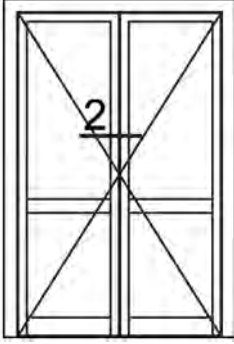
Doğrama Profiller / Aldoks Serisi

(Joinery Profiles / Aldox Series)



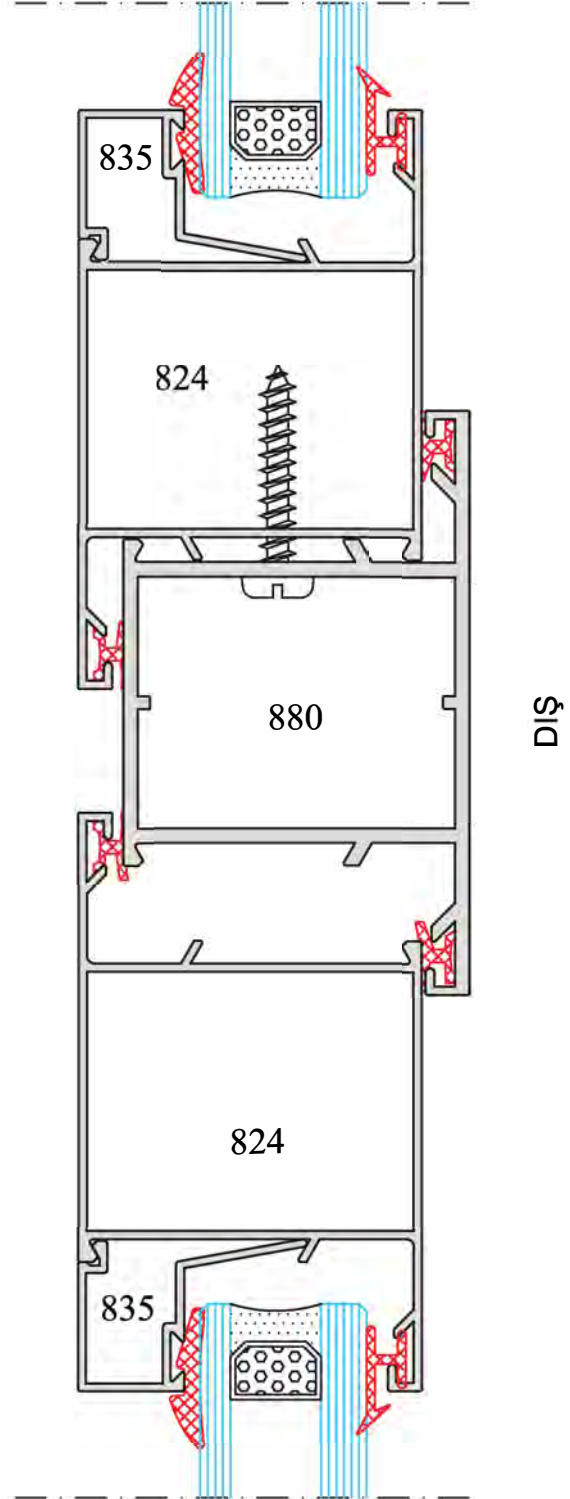
İÇE AÇILIR KAPI
INWARD OPENING DOOR





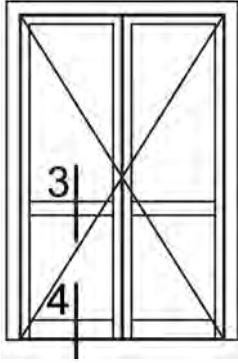
İÇE AÇILIR KAPI
INWARD OPENING DOOR

2

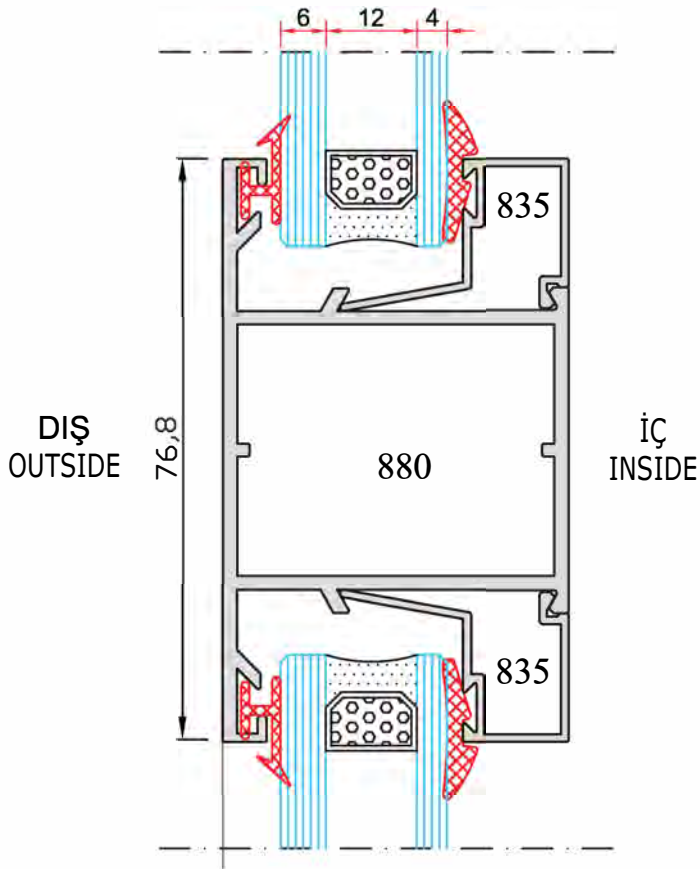


Doğrama Profiller / Aldoks Serisi

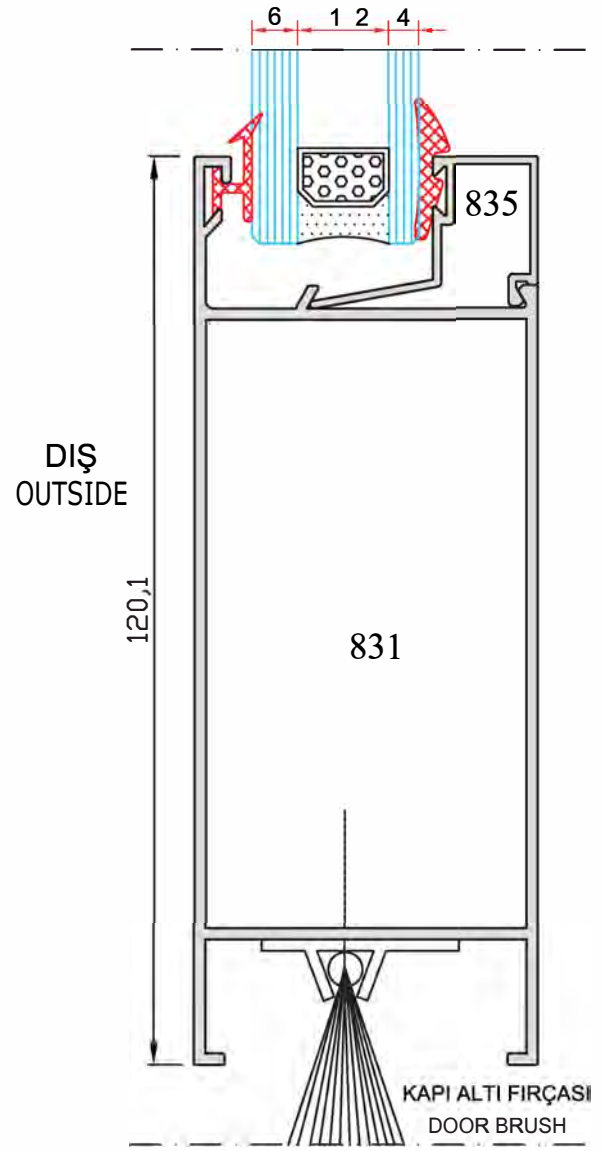
(Joinery Profiles / Aldox Series)



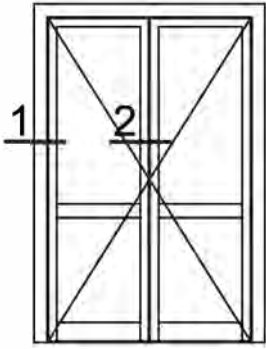
İÇE AÇILIR KAPI
INWARD OPENING DOOR



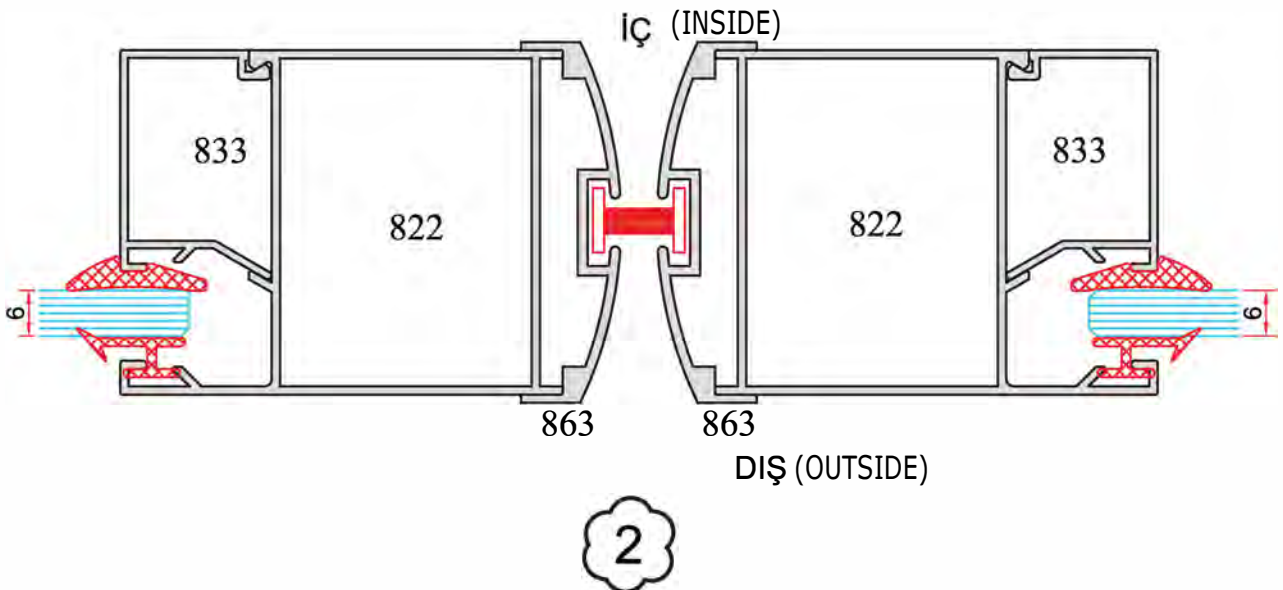
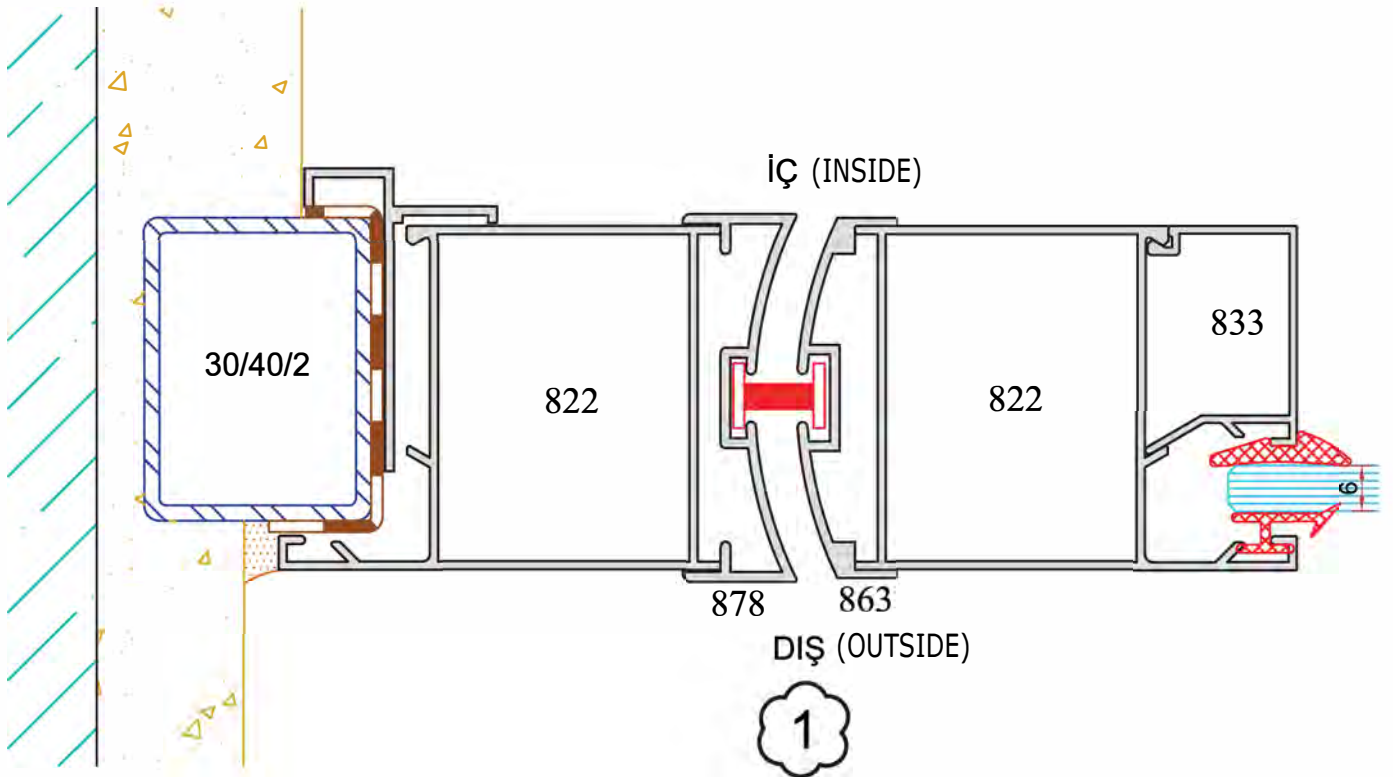
3



4

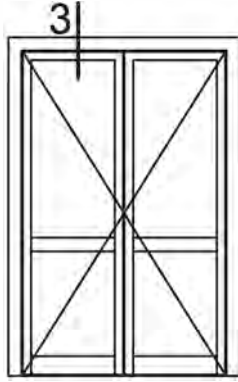


ÇARPMA KAPI

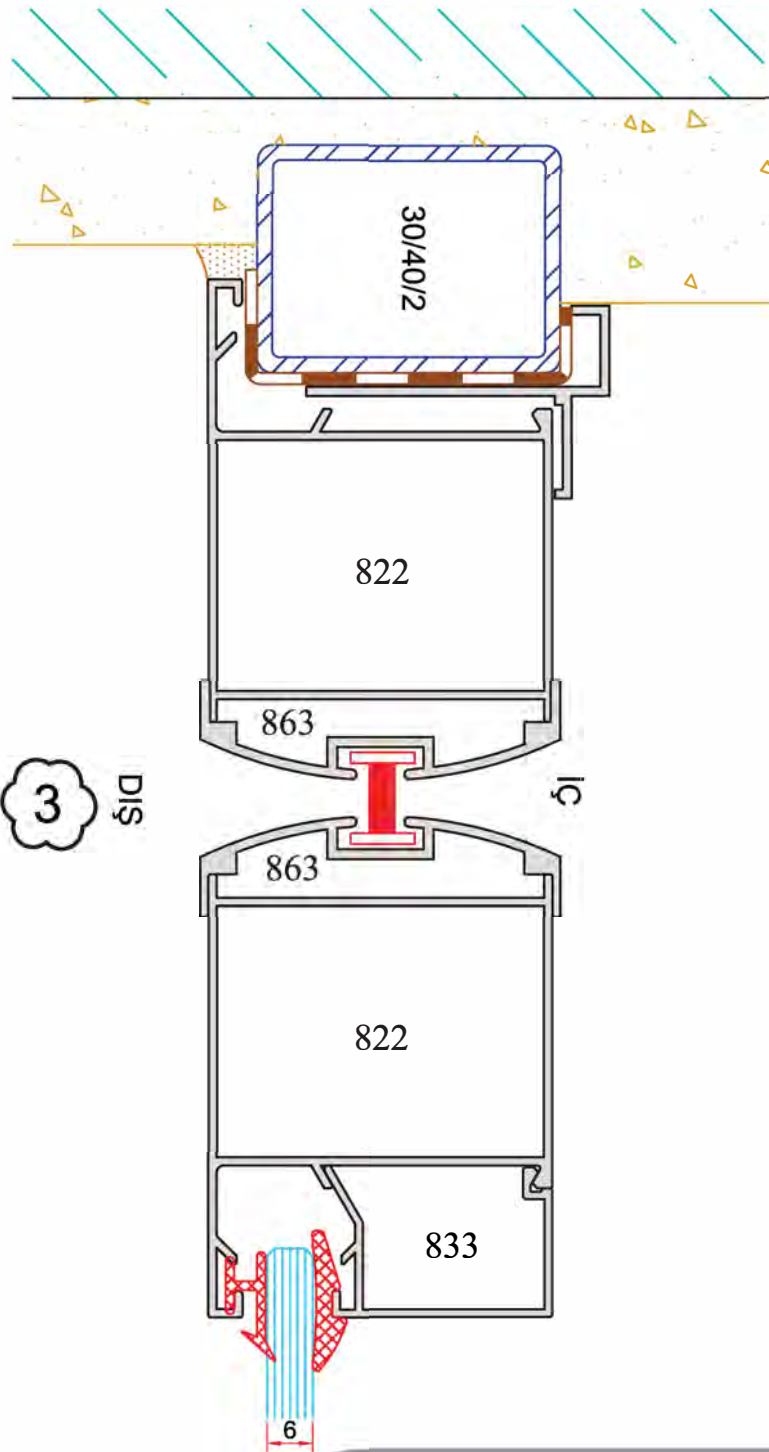


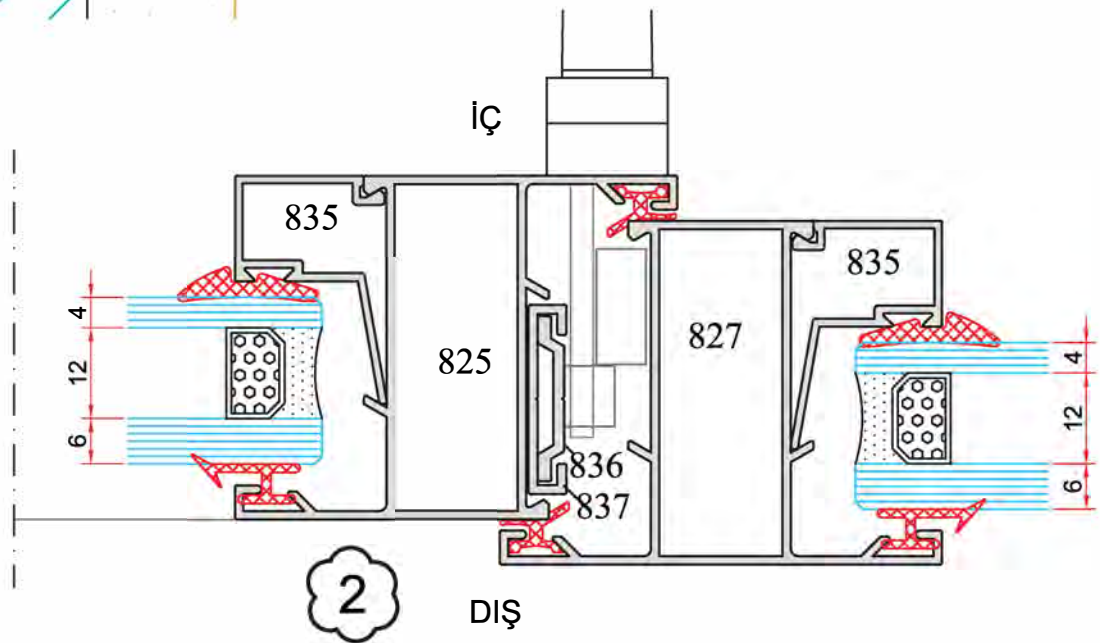
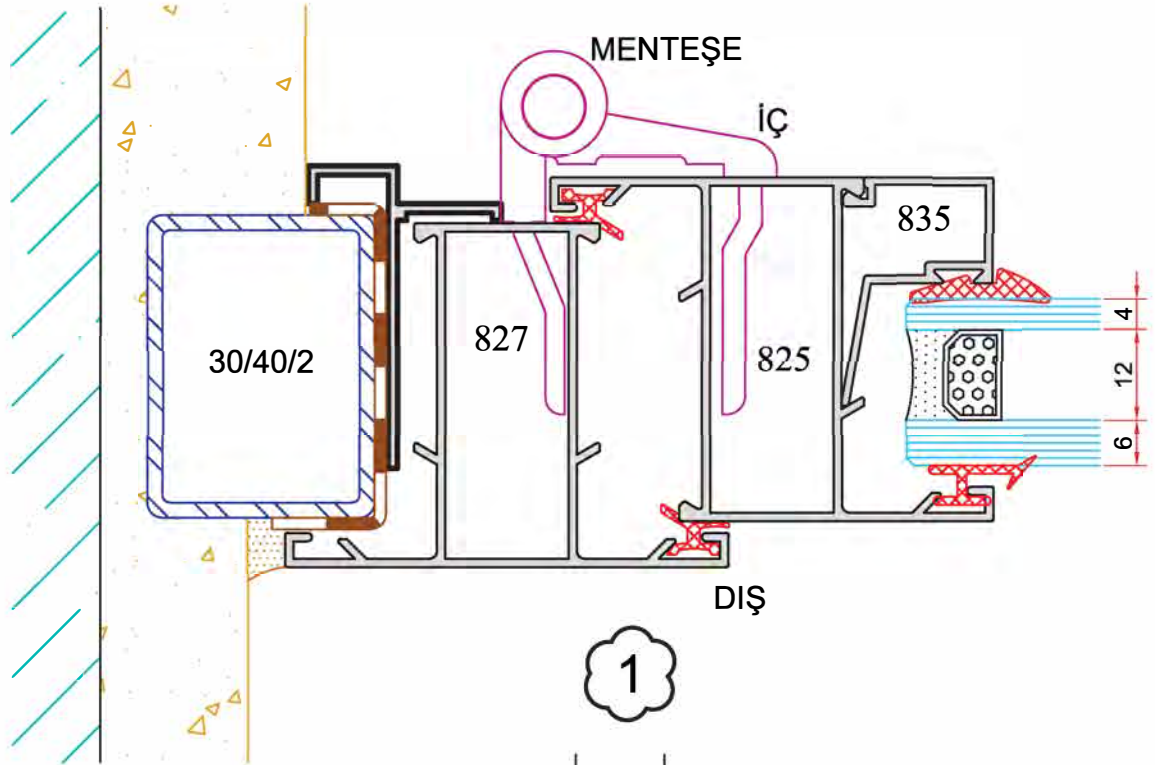
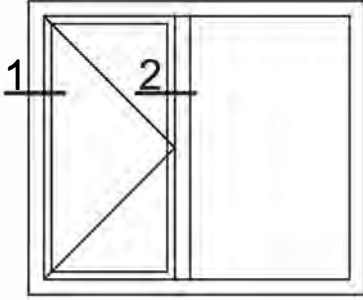
Doğrama Profiller / Aldoks Serisi

(Joinery Profiles / Aldox Series)



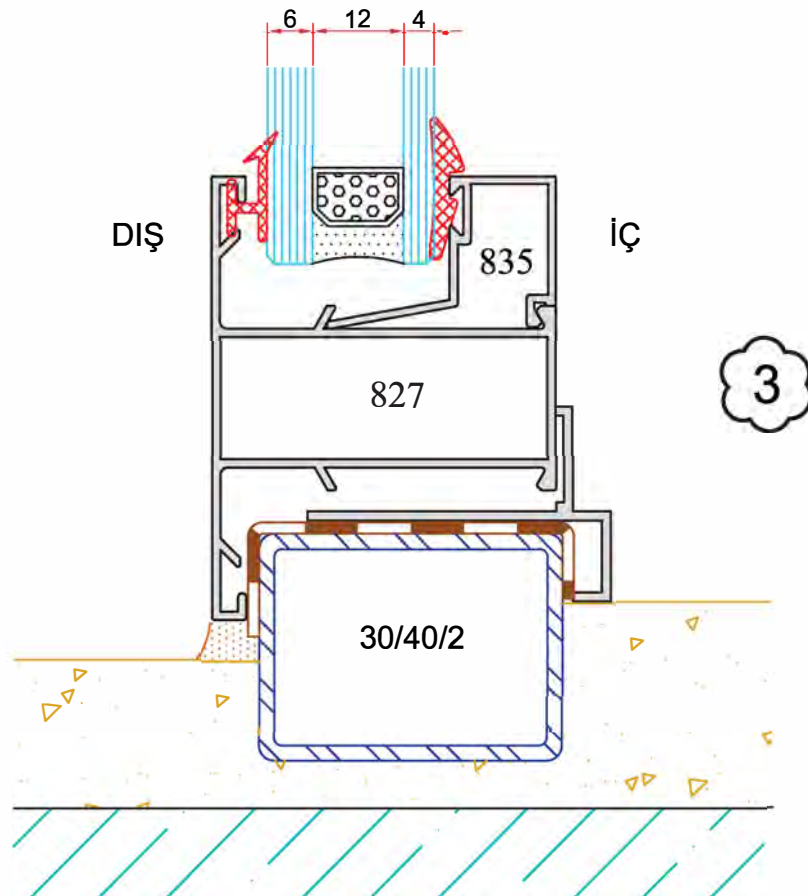
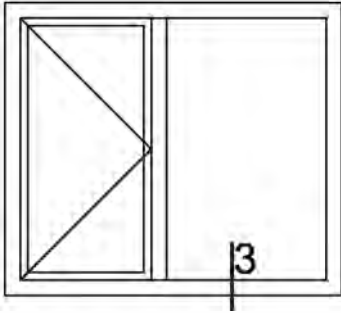
ÇARPMA KAPI





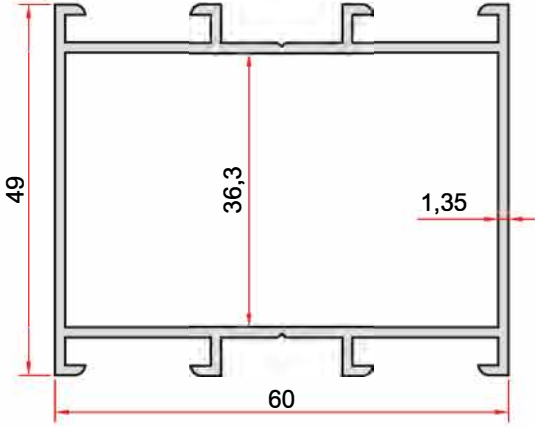
Doğrama Profiller / Aldoks Serisi

(Joinery Profiles / Aldox Series)

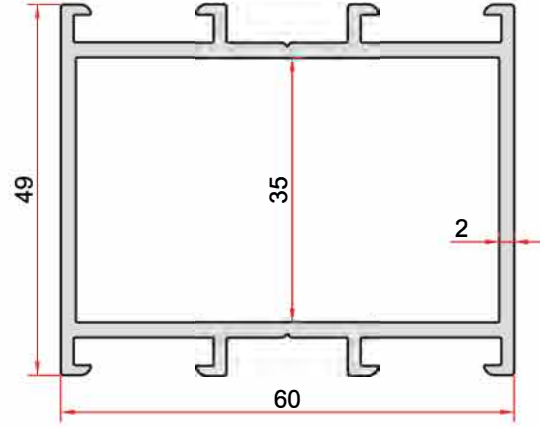


Doğrama Profiller / C60 Serisi

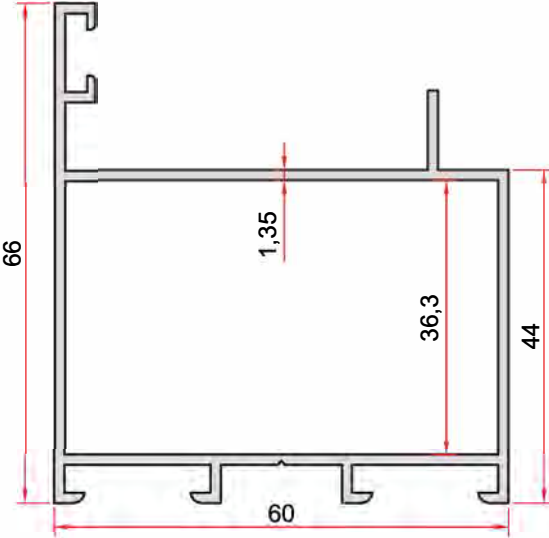
(Joinery Profiles / C60 Series)



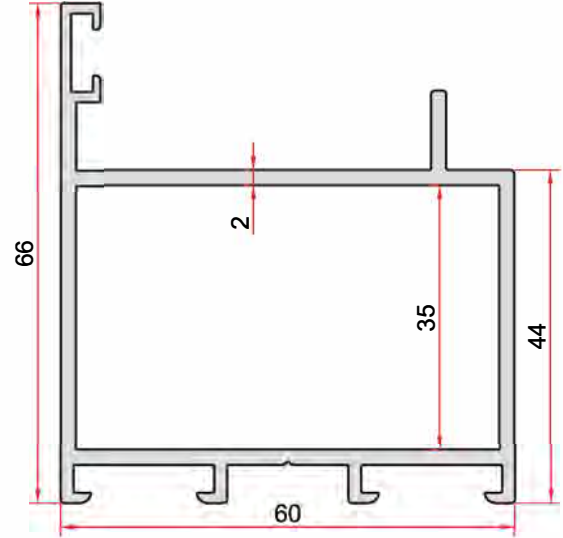
KOD-CODE TEORİK AĞIRLIK
THEORETICAL WEIGHT
EP-0844 0,913 Kg/m



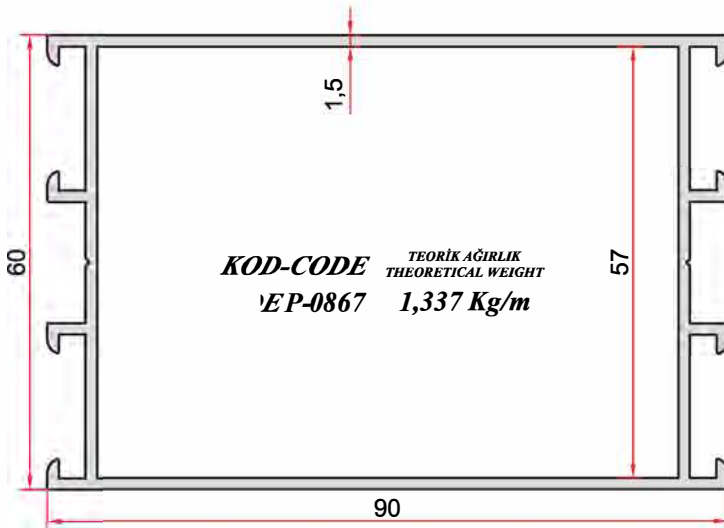
KOD-CODE TEORİK AĞIRLIK
THEORETICAL WEIGHT
EP-1169 1,266 Kg/m



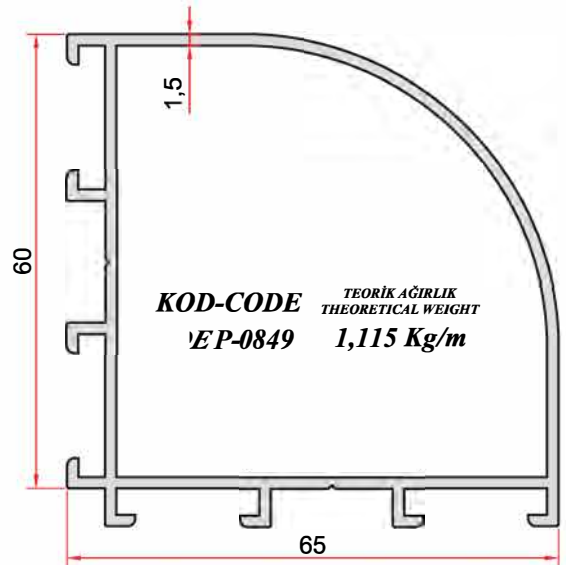
KOD-CODE TEORİK AĞIRLIK
THEORETICAL WEIGHT
EP-0845 0,967 Kg/m



KOD-CODE TEORİK AĞIRLIK
THEORETICAL WEIGHT
EP-1170 1,336 Kg/m



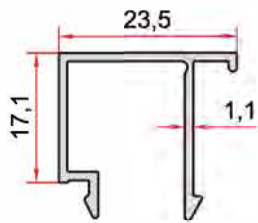


KOD-CODE TEORİK AĞIRLIK
THEORETICAL WEIGHT
EP-0867 1,337 Kg/m



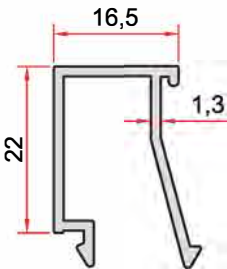
KOD-CODE TEORİK AĞIRLIK
THEORETICAL WEIGHT
EP-0849 1,115 Kg/m

Doğrama Profiller / Aldoks Serisi

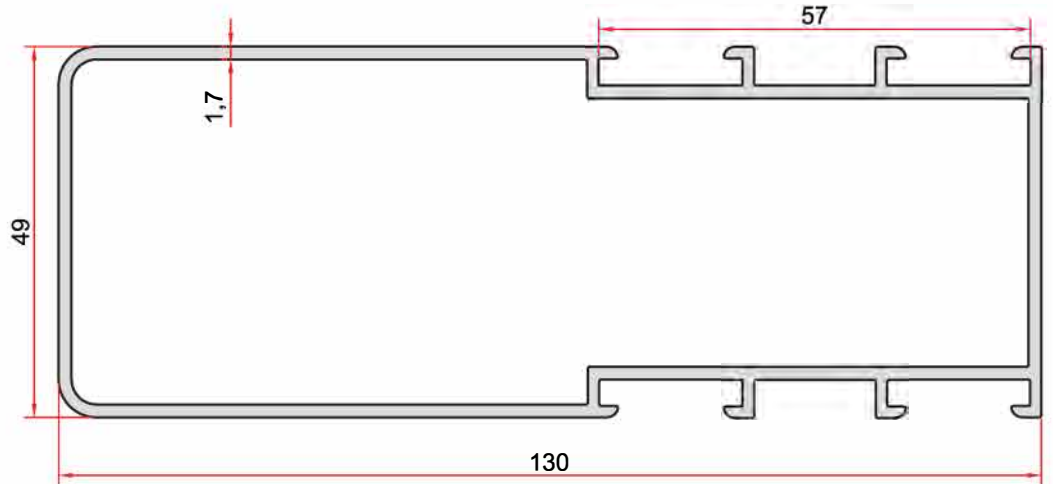
(Joinery Profiles / Aldox Series)



KOD-CODE TEORİK AĞIRLIK
THEORETICAL WEIGHT
EP-0846 **0,216 Kg/m**



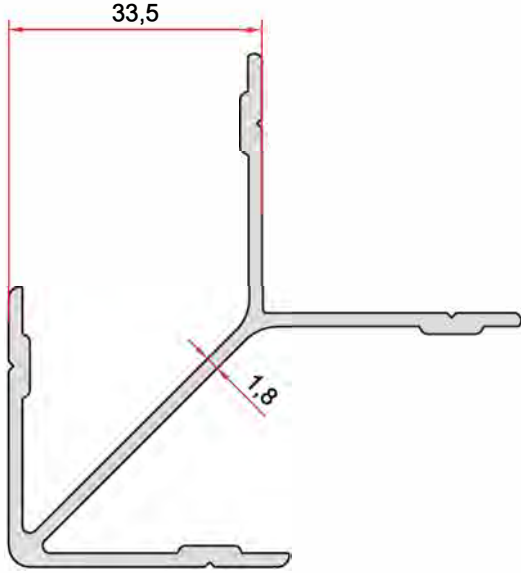
KOD-CODE TEORİK AĞIRLIK
THEORETICAL WEIGHT
EP-0847 **0,262 Kg/m**



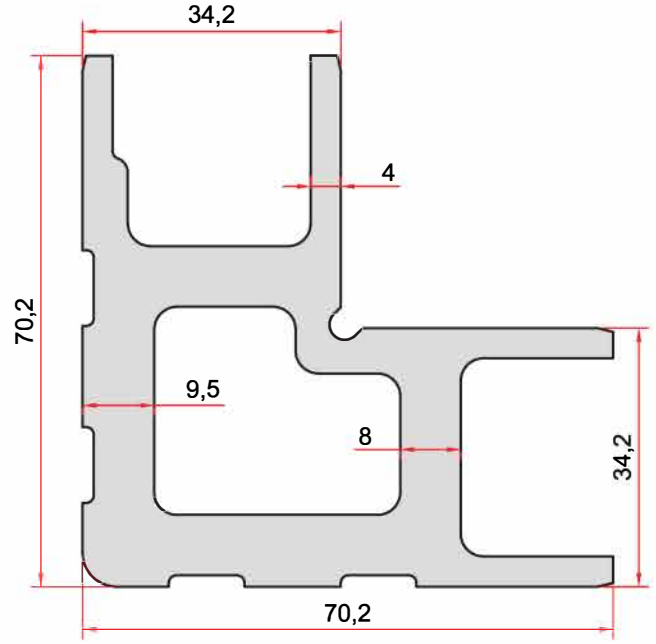
KOD-CODE TEORİK AĞIRLIK
THEORETICAL WEIGHT
EP-1188 **1,782 Kg/m**

Doğrama Profiller / C60 Serisi

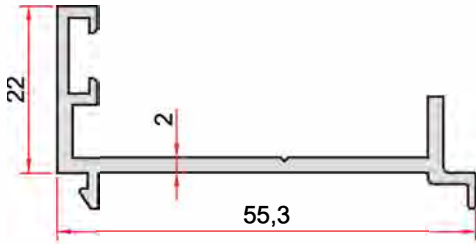
(Joinery Profiles / C60 Series)



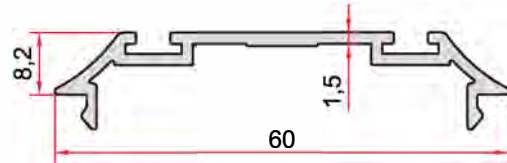
KOD-CODE *TEORİK AĞIRLIK*
THEORETICAL WEIGHT
EP-7027 0,980 Kg/m



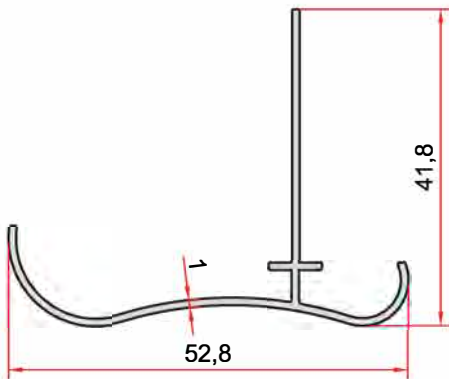
KOD-CODE *TEORİK AĞIRLIK*
THEORETICAL WEIGHT
EP-0843 4,417 Kg/m



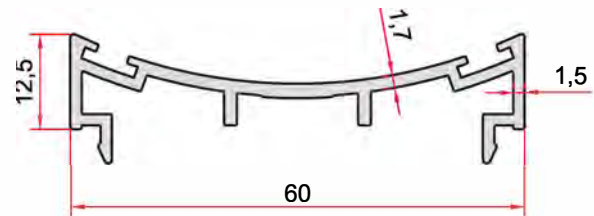
KOD-CODE *TEORİK AĞIRLIK*
THEORETICAL WEIGHT
EP-0848 0,502 Kg/m



KOD-CODE *TEORİK AĞIRLIK*
THEORETICAL WEIGHT
EP-1240 0,386 Kg/m



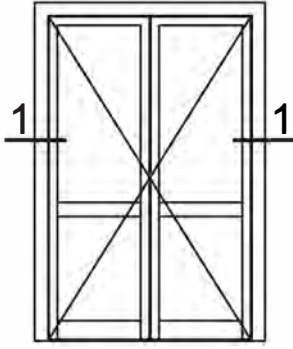
KOD-CODE *TEORİK AĞIRLIK*
THEORETICAL WEIGHT
EP-1242 0,297 Kg/m



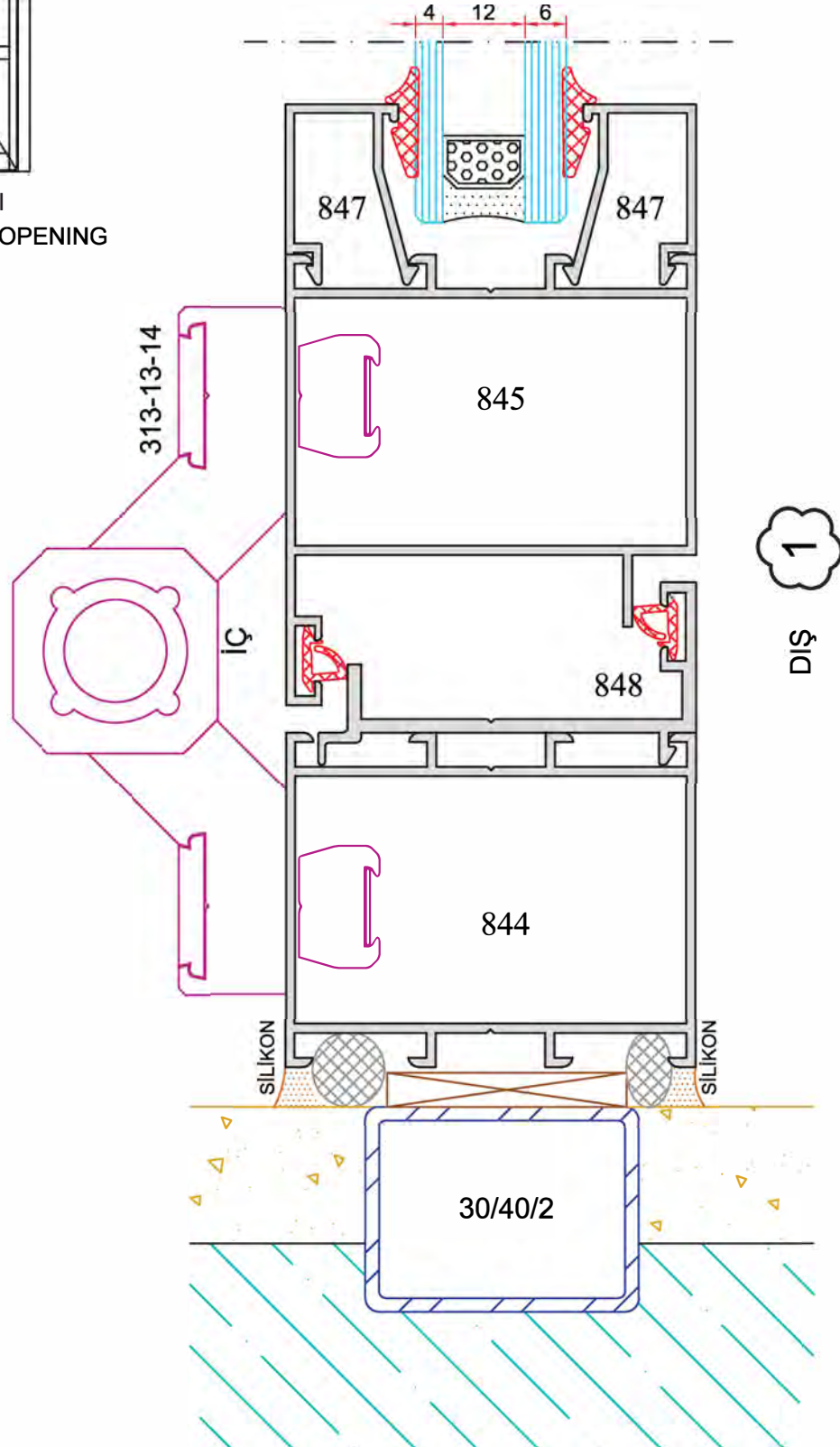
KOD-CODE *TEORİK AĞIRLIK*
THEORETICAL WEIGHT
EP-1243 0,510 Kg/m

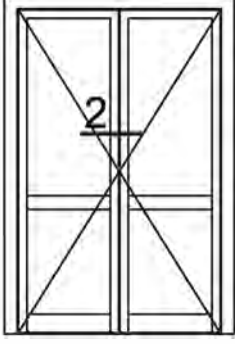
Doğrama Profiller / Aldoks Serisi

(Joinery Profiles / Aldox Series)

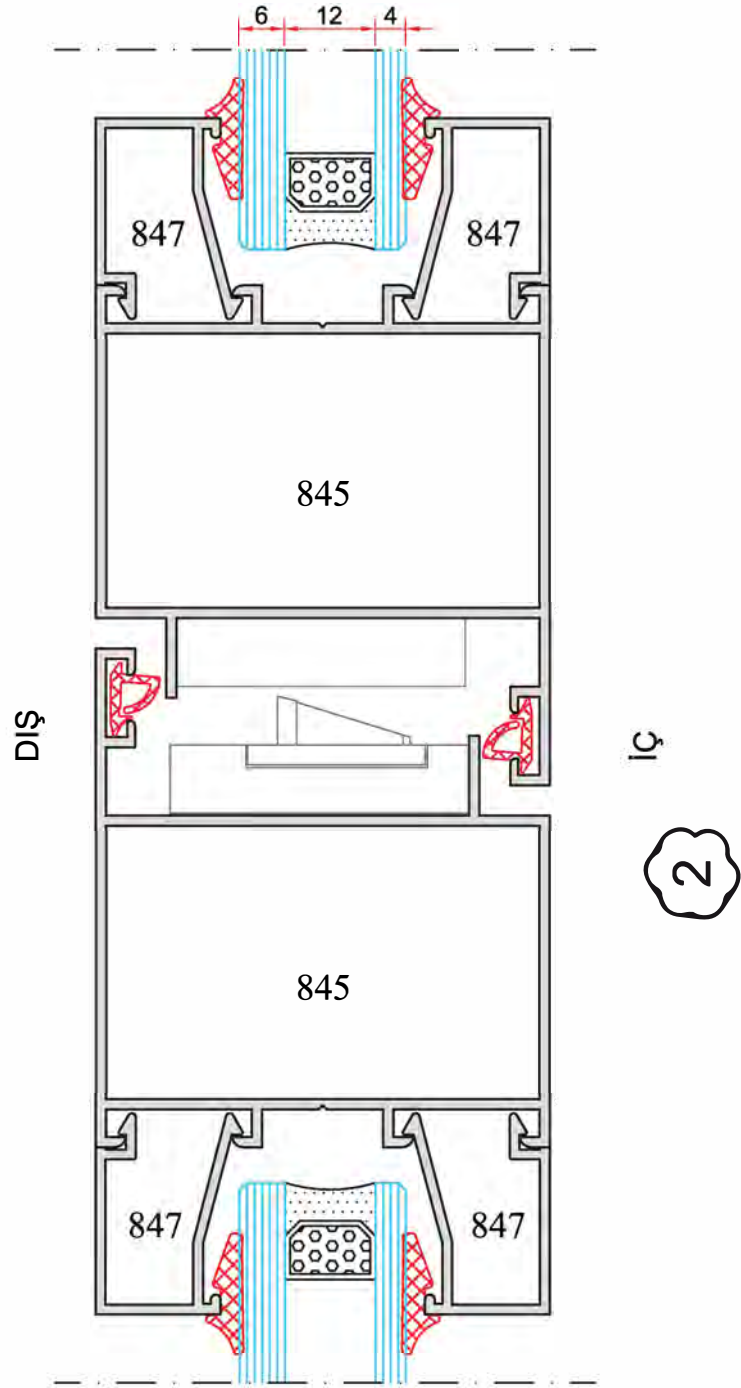


İÇE AÇILIR KAPI
DOOR - INSIDE OPENING



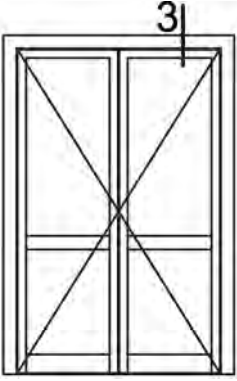


İÇE AÇILIR KAPI
DOOR - INSIDE OPENING

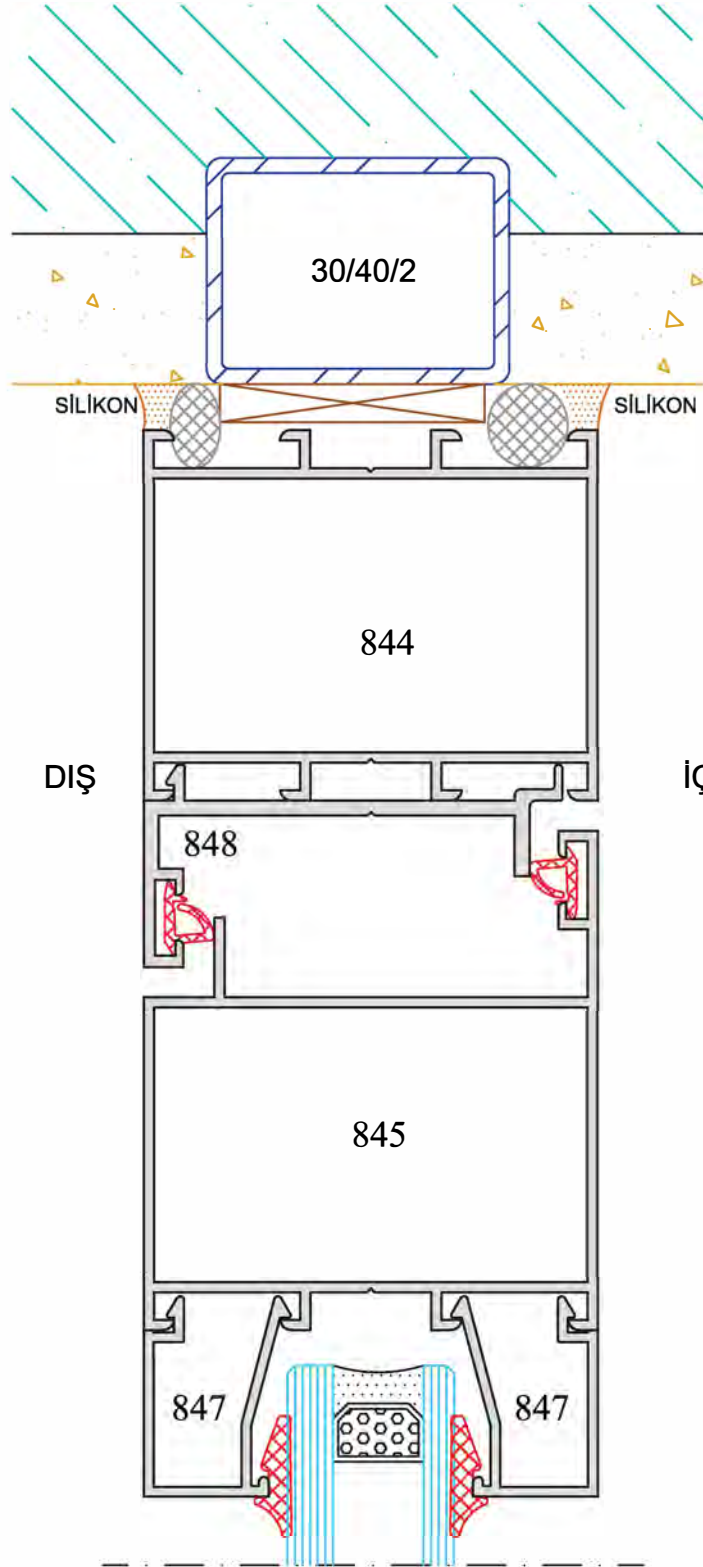


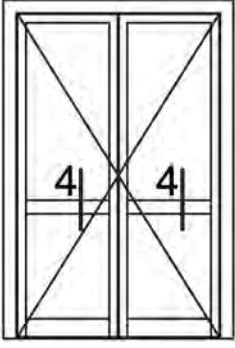
Doğrama Profiller / C60 Serisi

(Joinery Profiles / C60 Series)

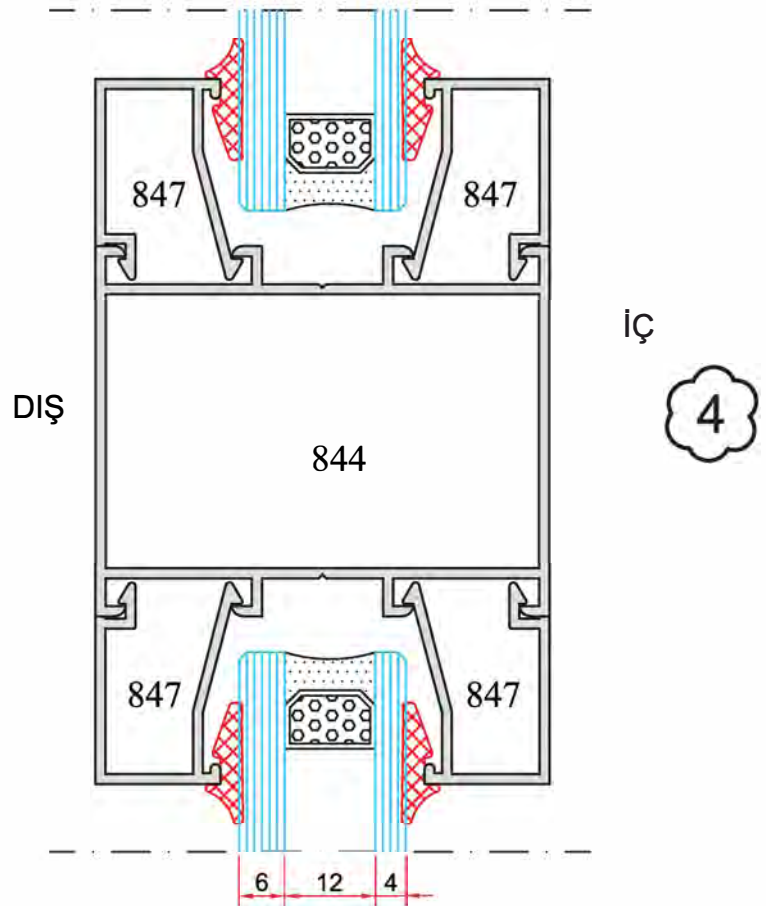


İÇE AÇILIR KAPI
DOOR - INSIDE OPENING



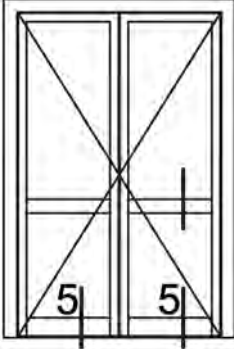


İÇE AÇILIR KAPI
DOOR - INSIDE OPENING

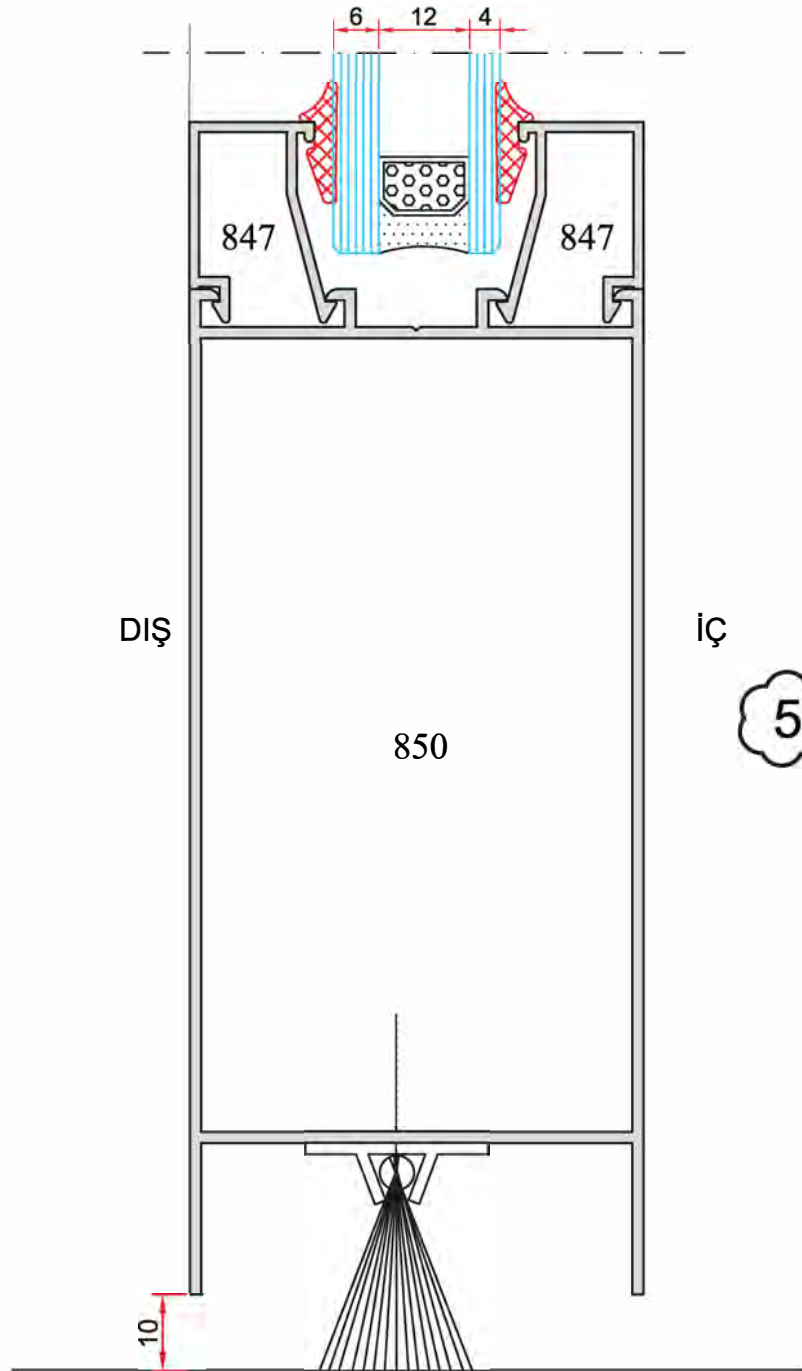


Doğrama Profiller / C60 Serisi

(Joinery Profiles / C60 Series)

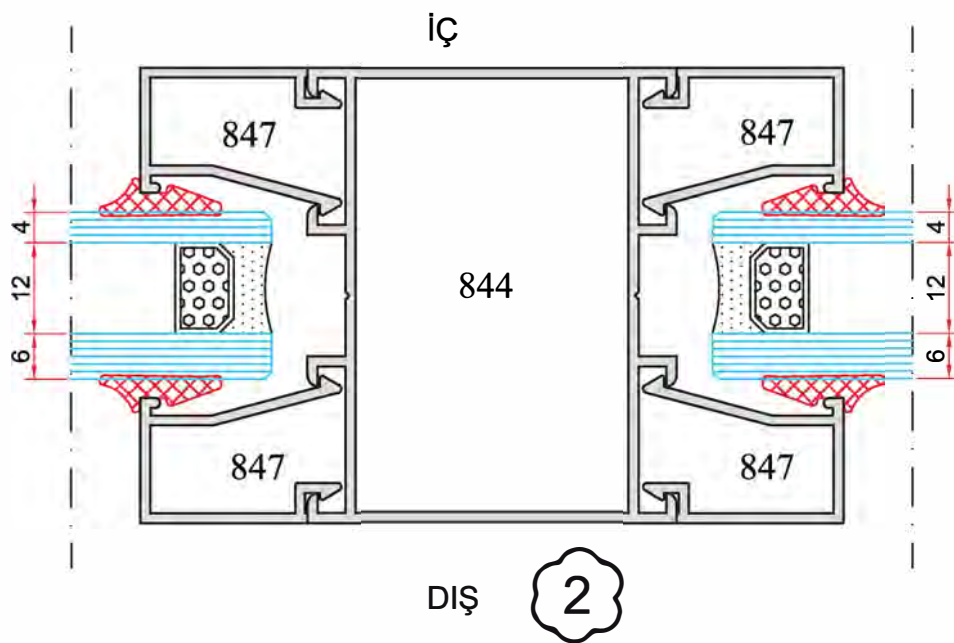
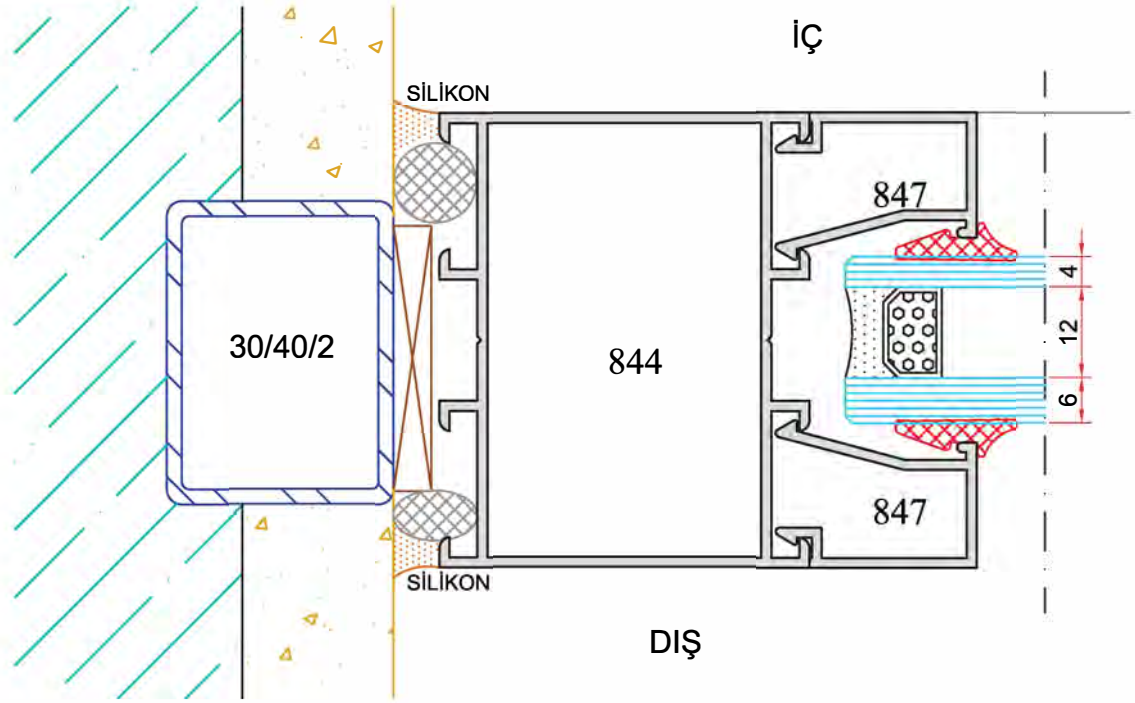
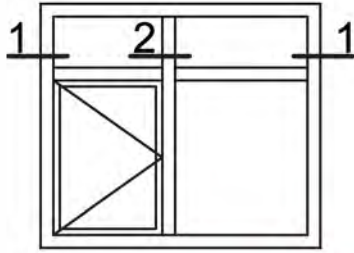


İÇE AÇILIR KAPI
DOOR - INSIDE OPENING



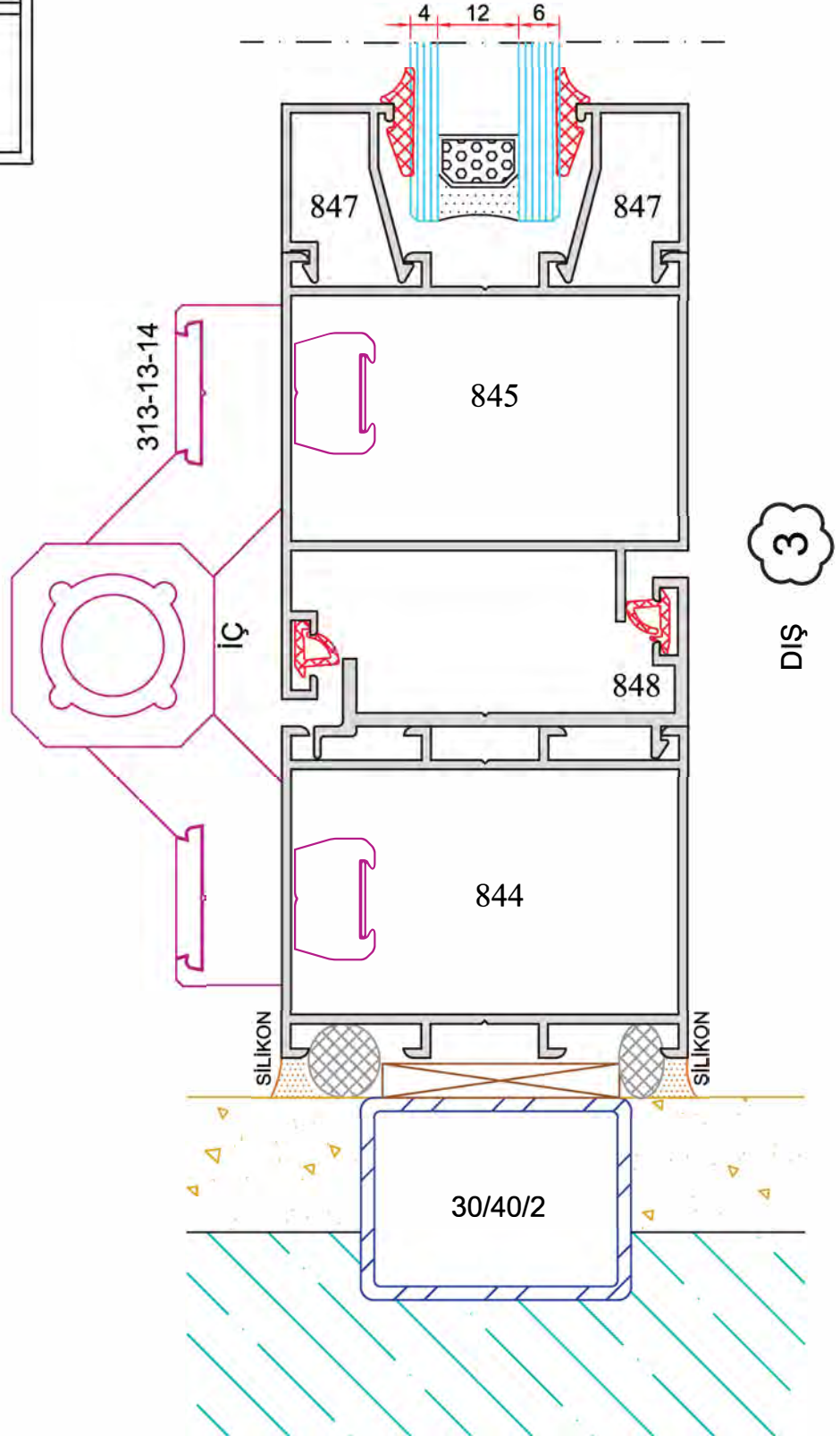
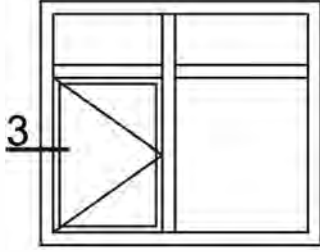
Doğrama Profilleri / C60 Serisi

(Joinery Profiles / C60 Series)



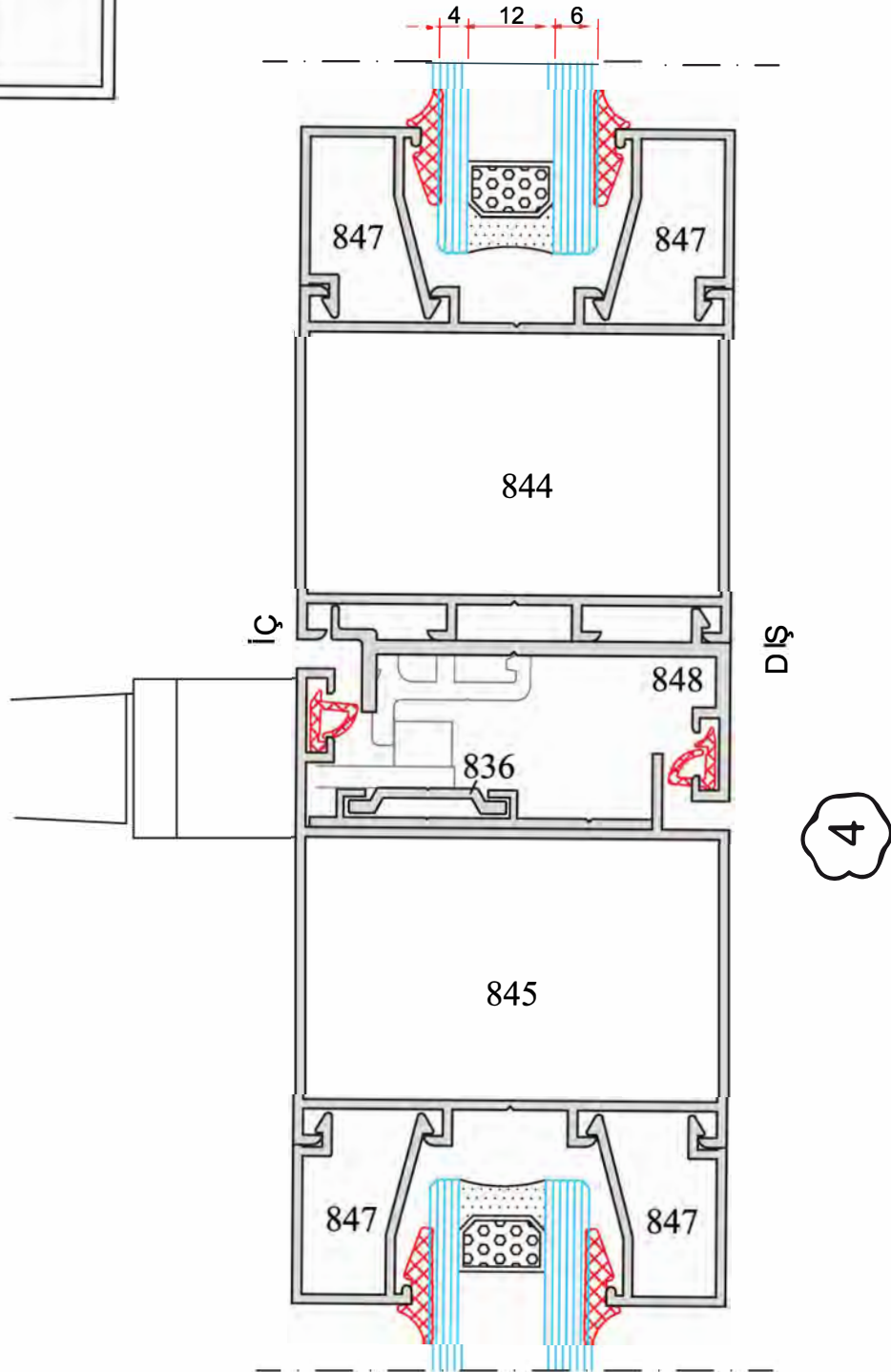
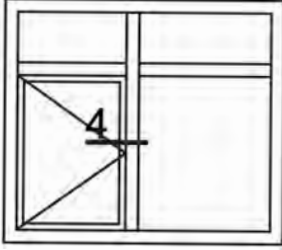
Doğrama Profiller / C60 Serisi

(Joinery Profiles / C60 Series)



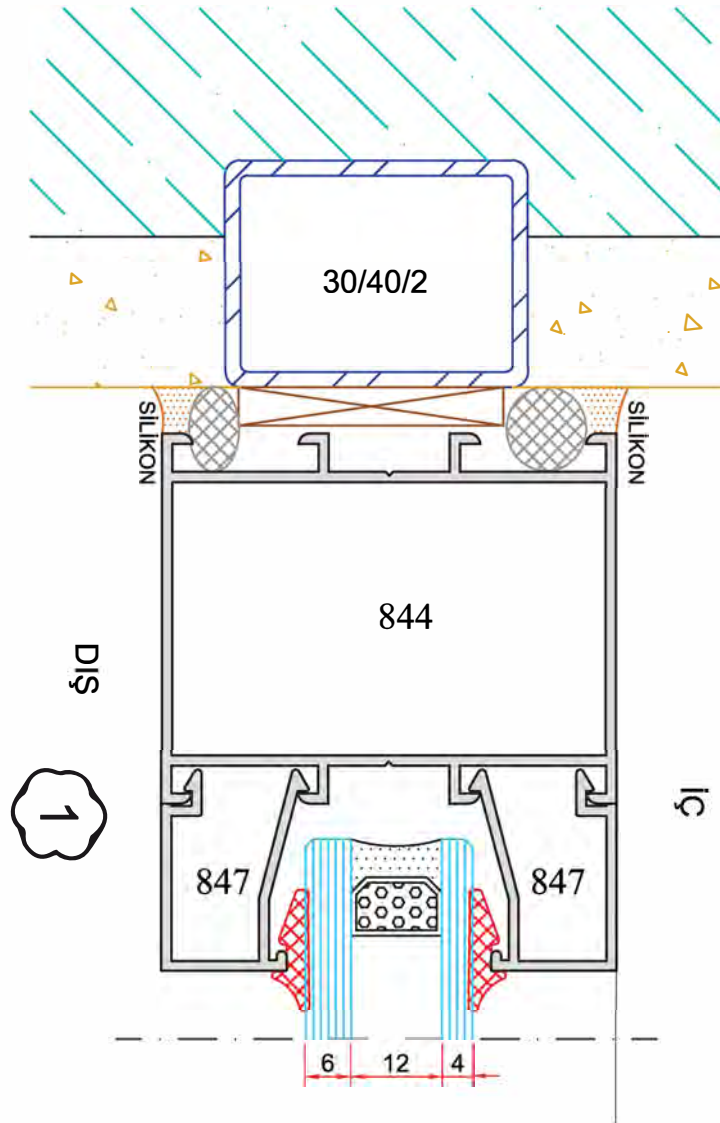
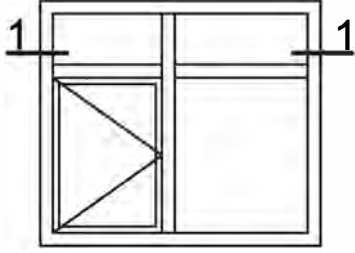
Doğrama Profiller / C60 Serisi

(Joinery Profiles / C60 Series)



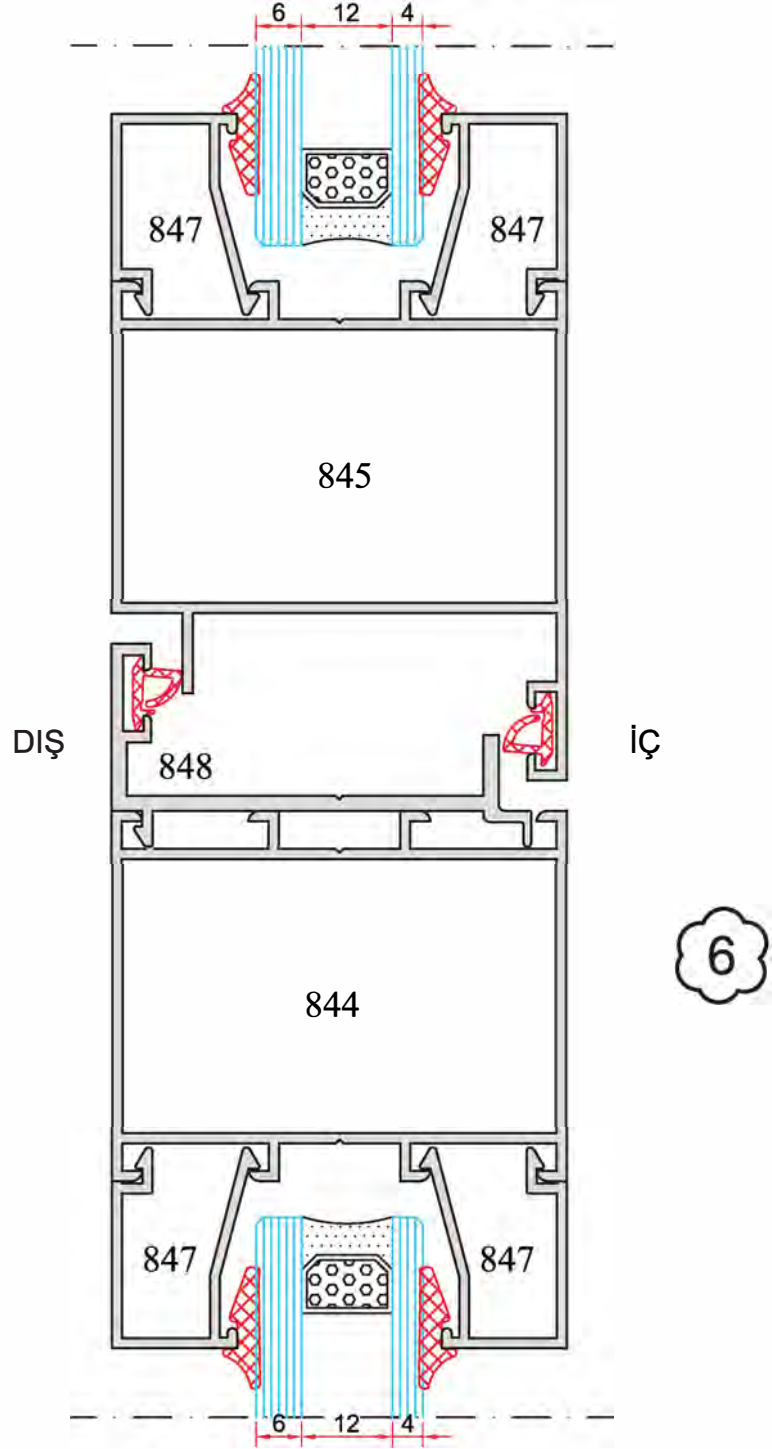
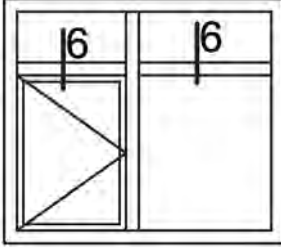
Doğrama Profiller / C60 Serisi

(Joinery Profiles / C60 Series)



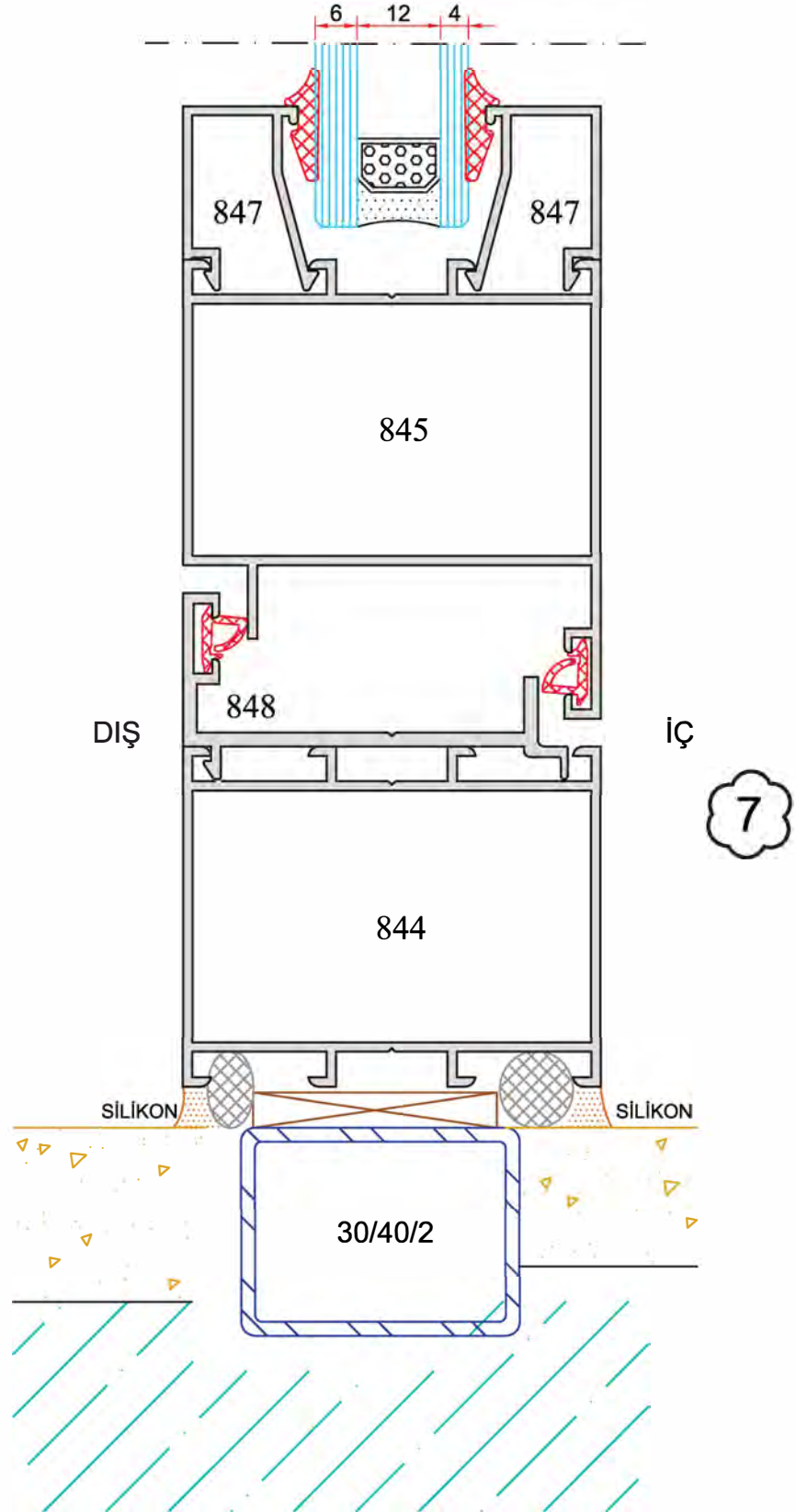
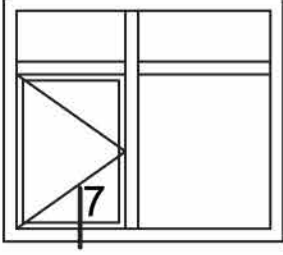
Doğrama Profiller / C60 Serisi

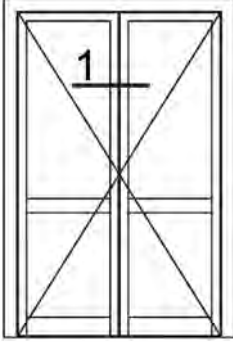
(Joinery Profiles / C60 Series)



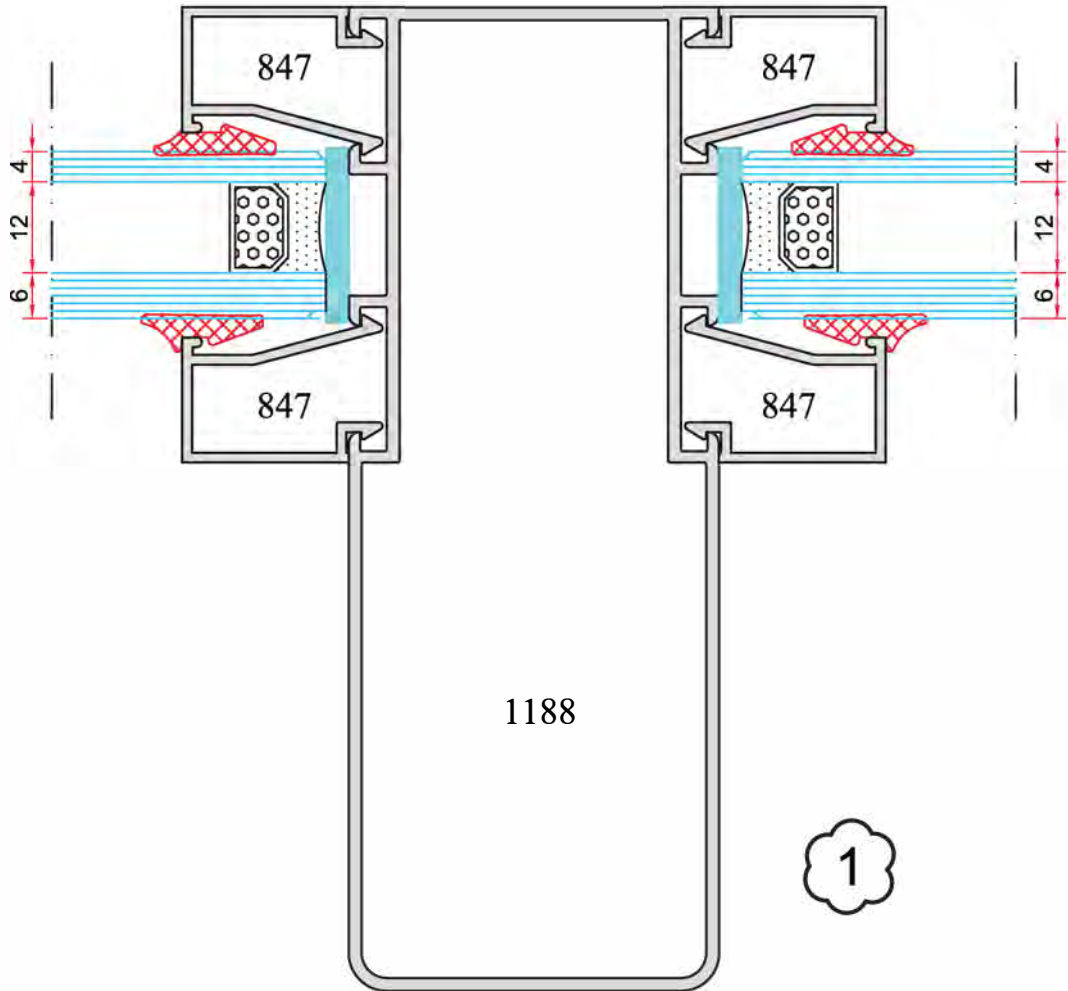
Doğrama Profiller / C60 Serisi

(Joinery Profiles / C60 Series)

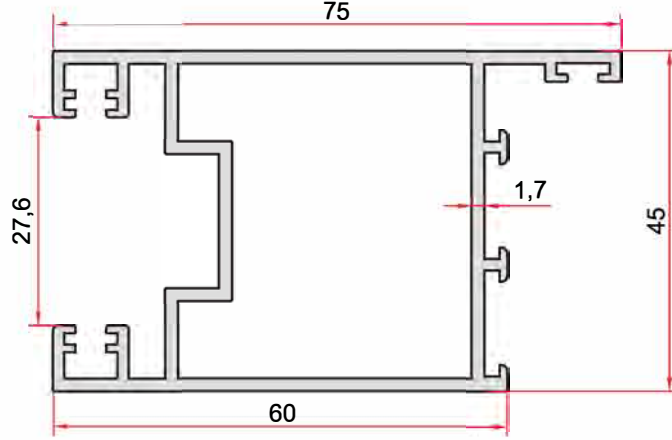




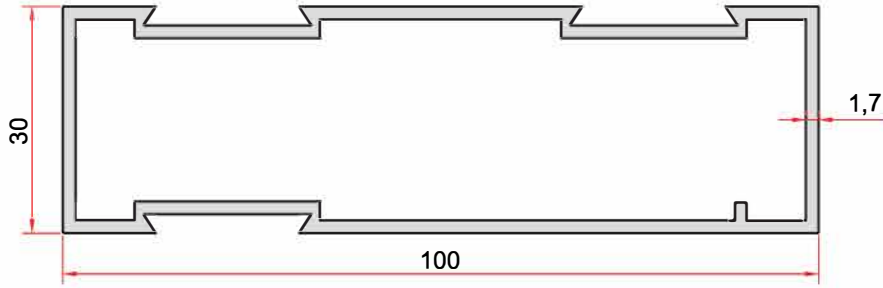
TAKVİYELİ KASA ve ORTA KAYIT



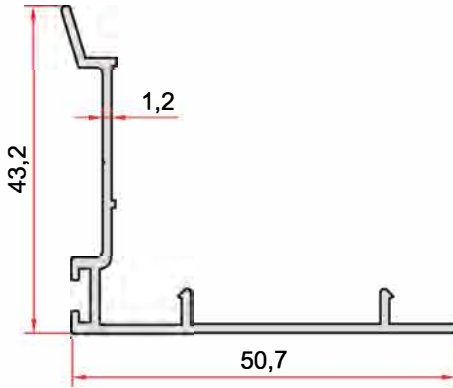
Doğrama Profil / Tuğba Sürme Büyük S.
(Joinery Profiles / Tuğba Sliding - Large Series)



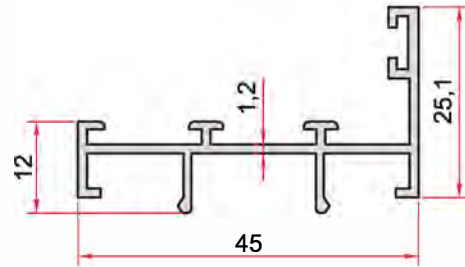
KOD-CODE **TEORİK AĞIRLIK**
THEORETICAL WEIGHT
EP-0807 **1,280 Kg/m**



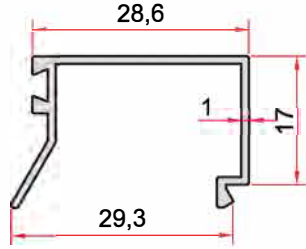
KOD-CODE **TEORİK AĞIRLIK**
THEORETICAL WEIGHT
EP-0808 **1,253 Kg/m**



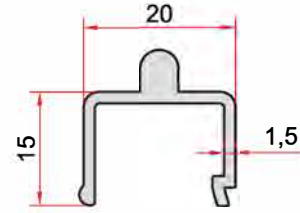
KOD-CODE **TEORİK AĞIRLIK**
THEORETICAL WEIGHT
EP-0809 **0,370 Kg/m**



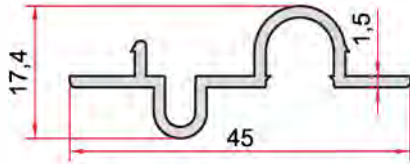
KOD-CODE **TEORİK AĞIRLIK**
THEORETICAL WEIGHT
EP-0812 **0,383 Kg/m**



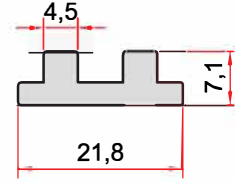
KOD-CODE TEORİK AĞIRLIK
THEORETICAL WEIGHT
EP-0811 0,213 Kg/m



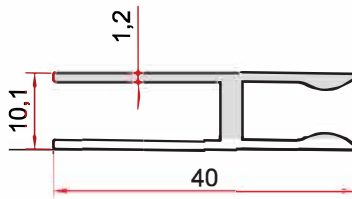
KOD-CODE TEORİK AĞIRLIK
THEORETICAL WEIGHT
EP-0810 0,262 Kg/m



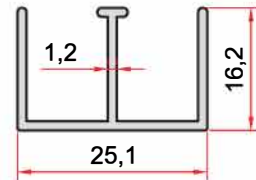
KOD-CODE TEORİK AĞIRLIK
THEORETICAL WEIGHT
EP-0813 0,302 Kg/m



KOD-CODE TEORİK AĞIRLIK
THEORETICAL WEIGHT
EP-0868 0,275 Kg/m

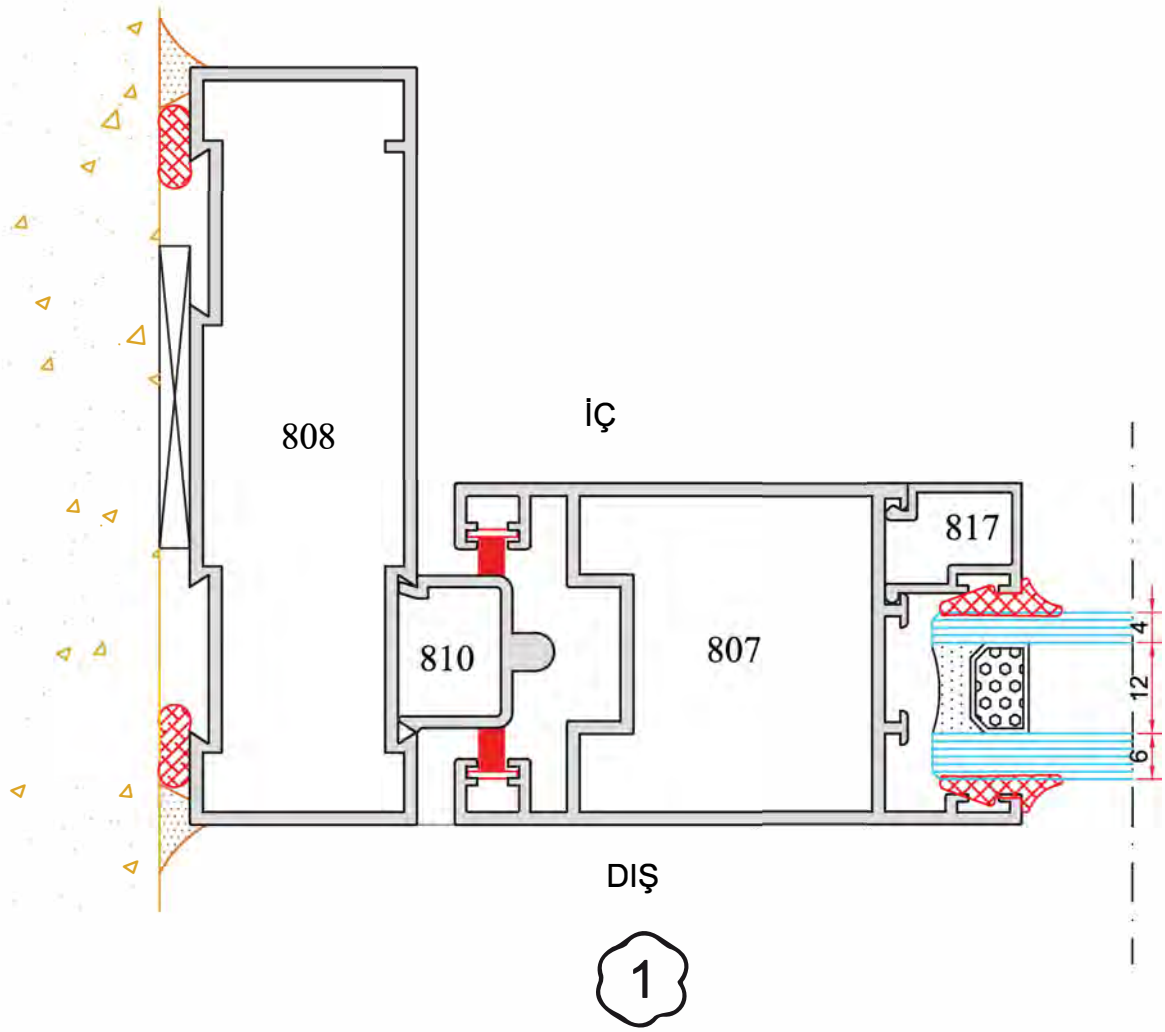
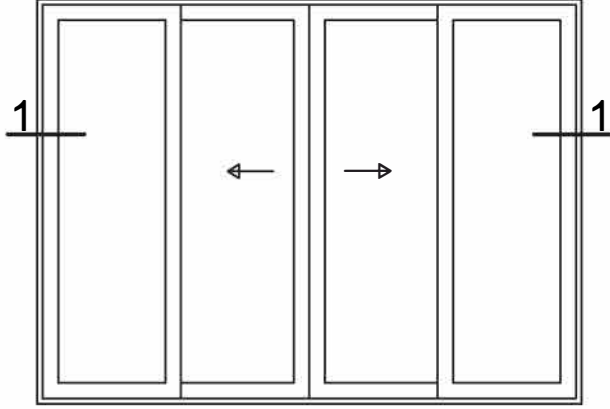


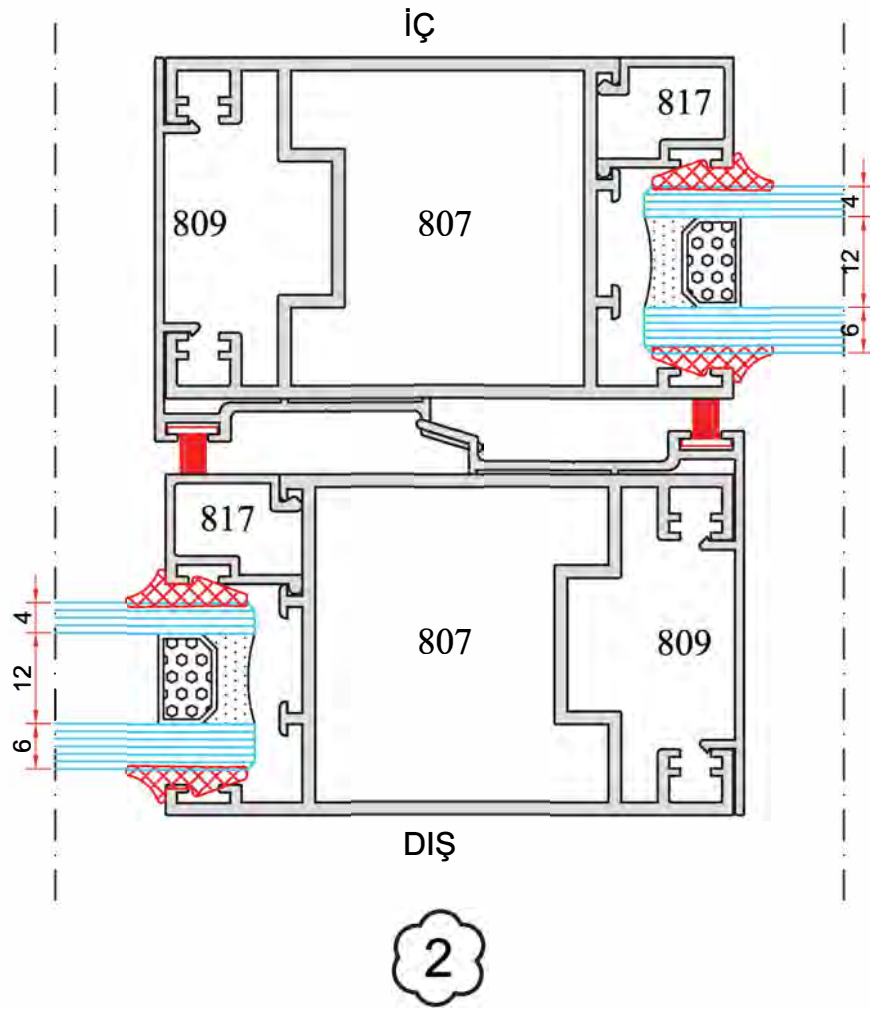
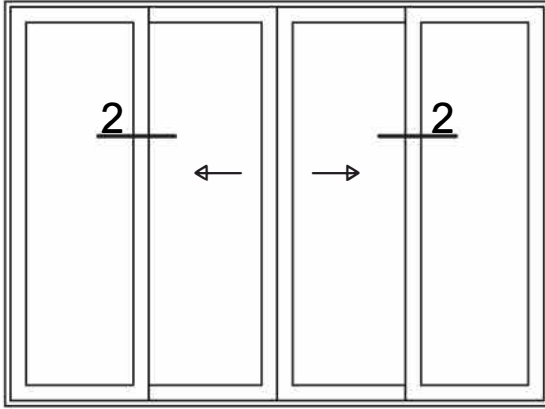
KOD-CODE TEORİK AĞIRLIK
THEORETICAL WEIGHT
EP-0869 0,340 Kg/m



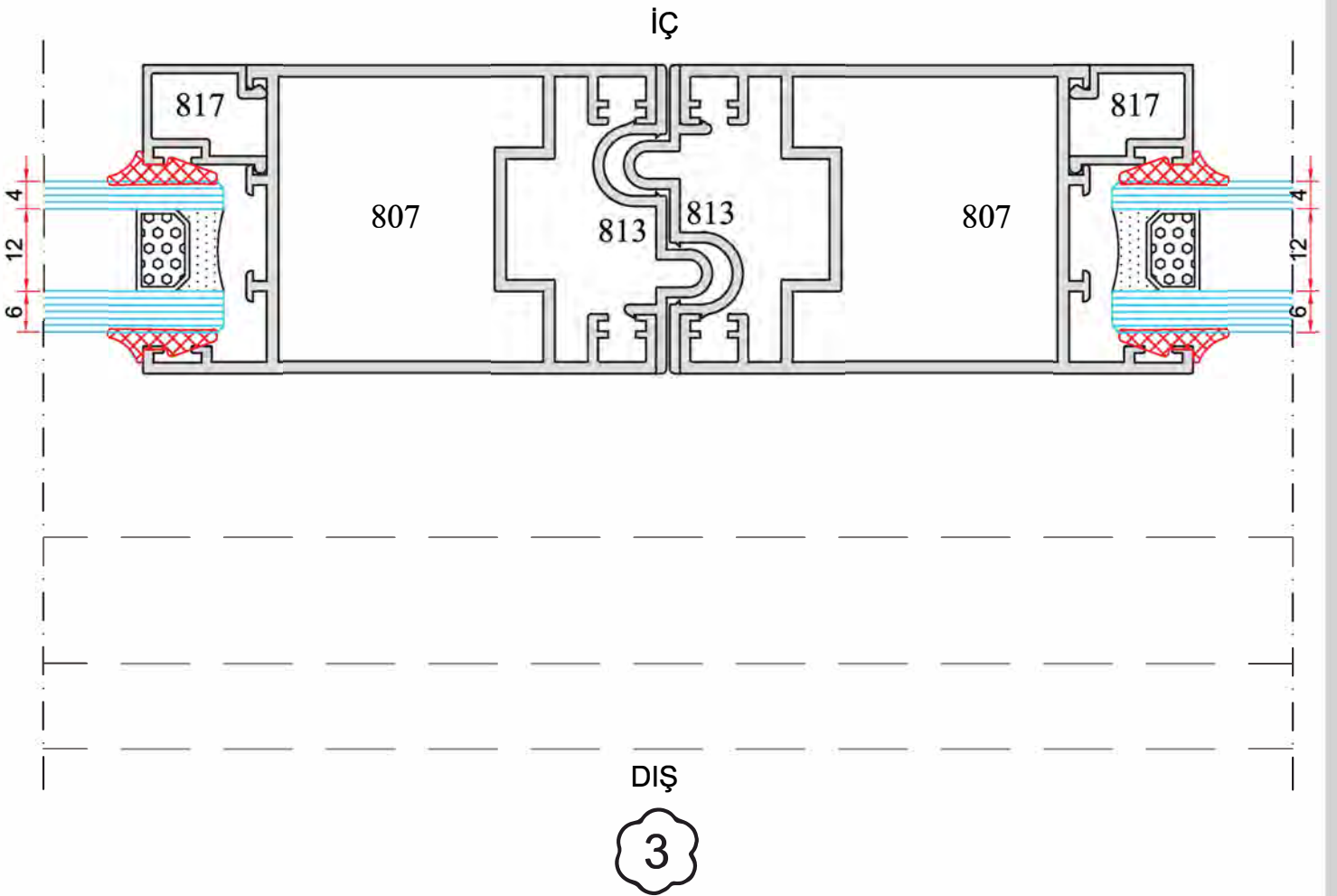
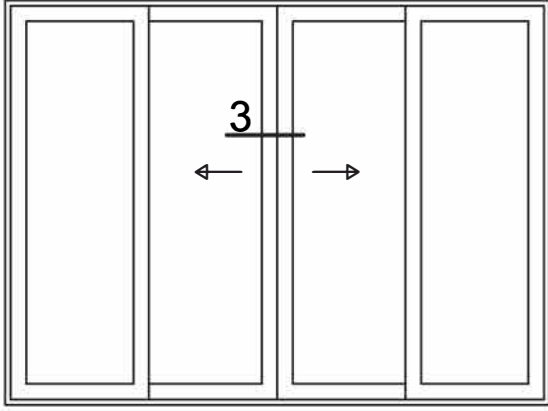
KOD-CODE TEORİK AĞIRLIK
THEORETICAL WEIGHT
EP-0870 0,235 Kg/m

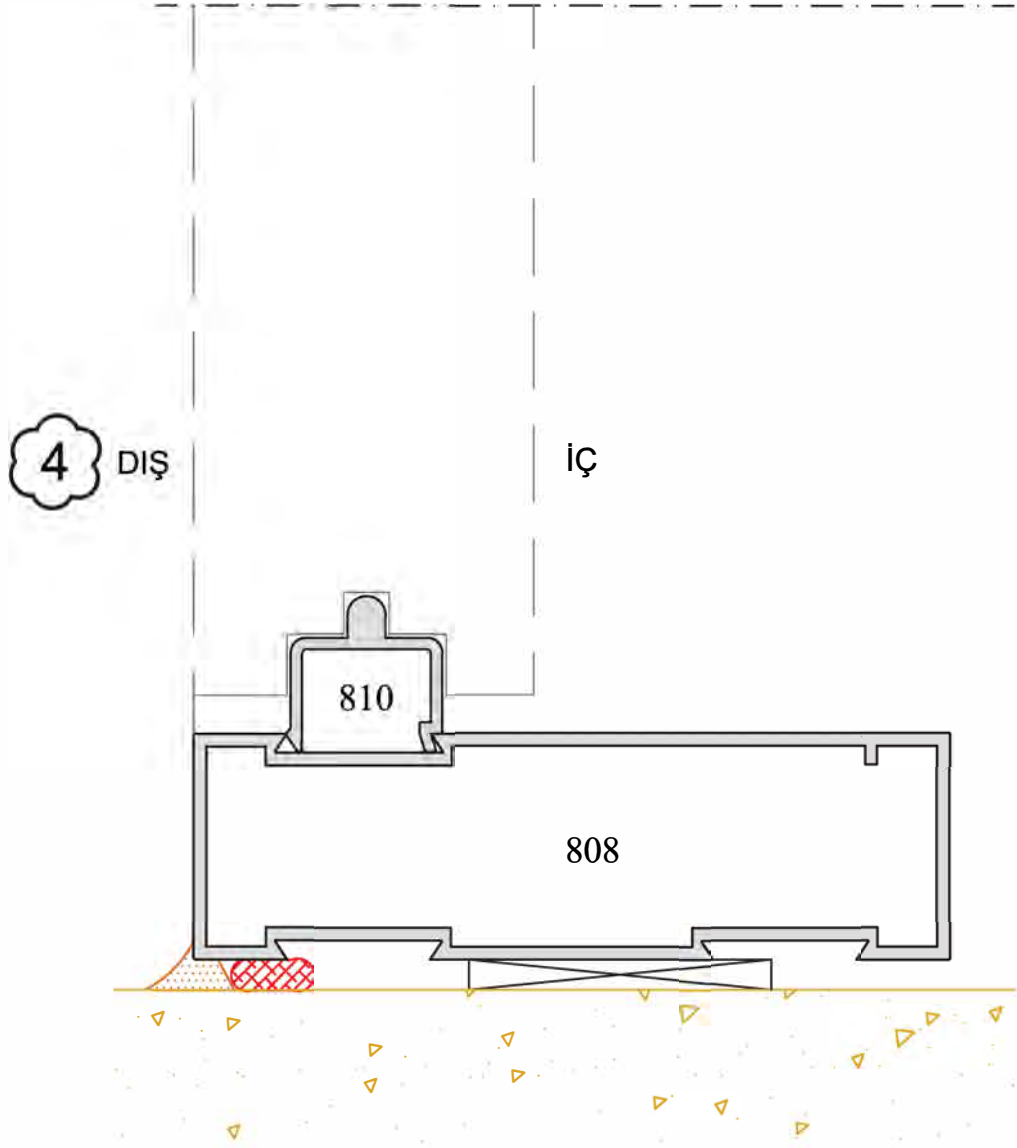
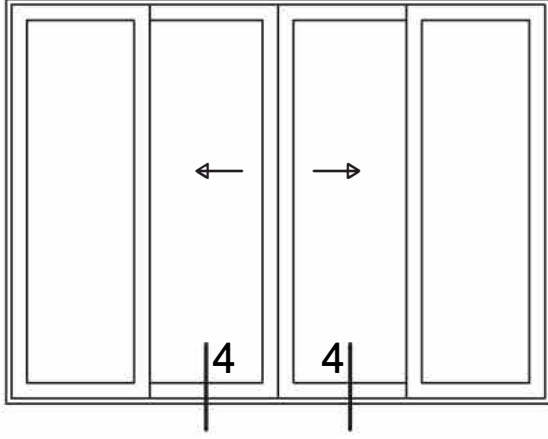
Doğrama Profil / Tuğba Sürme Büyük S.
(Joinery Profiles / Tuğba Sliding - Large Series)



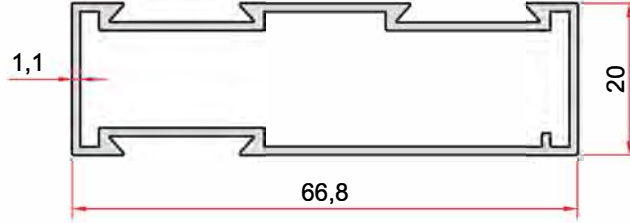


Doğrama Profil / Tuğba Sürme Büyük S.
(Joinery Profiles / Tuğba Sliding - Large Series)

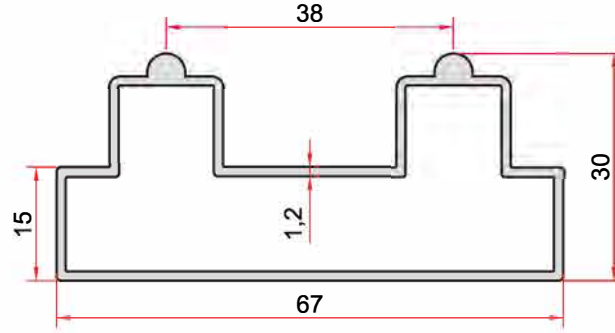




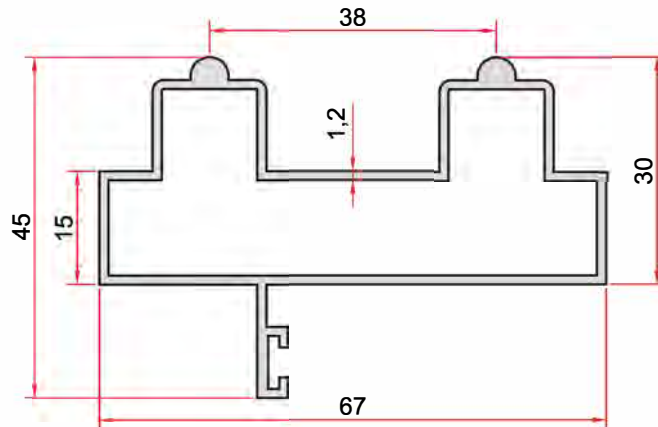
Doğrama Profil / Tuğba Sürme Küçük S.
(Joinery Profiles / Tuğba Sliding - Small Series)



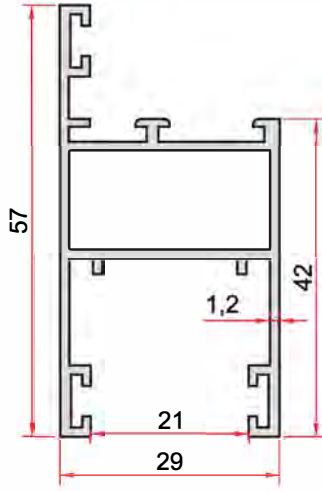
KOD-CODE TEORİK AĞIRLIK
THEORETICAL WEIGHT
EP-0885 0,599 Kg/m



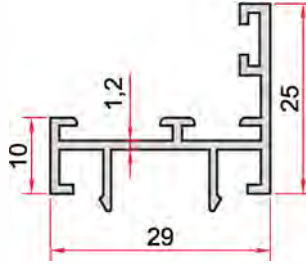
KOD-CODE TEORİK AĞIRLIK
THEORETICAL WEIGHT
EP-0898 0,732 Kg/m



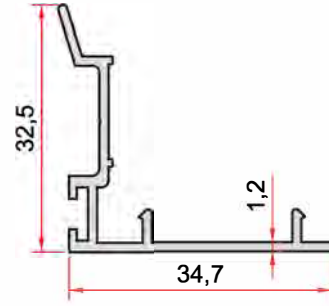
KOD-CODE TEORİK AĞIRLIK
THEORETICAL WEIGHT
EP-0816 0,810 Kg/m



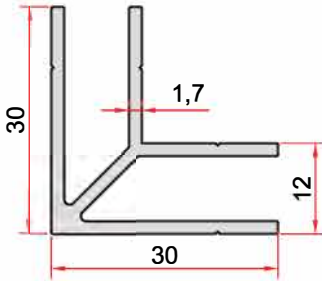
KOD-CODE *TEORİK AĞIRLIK*
THEORETICAL WEIGHT
EP-0814 0,634 Kg/m



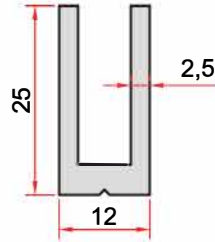
KOD-CODE *TEORİK AĞIRLIK*
THEORETICAL WEIGHT
EP-0815 0,319 Kg/m



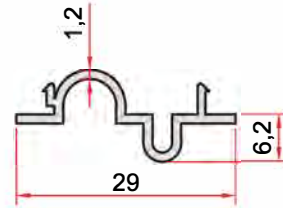
KOD-CODE *TEORİK AĞIRLIK*
THEORETICAL WEIGHT
EP-0819 0,283 Kg/m



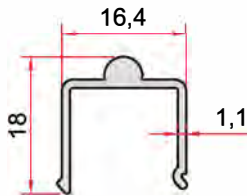
KOD-CODE *TEORİK AĞIRLIK*
THEORETICAL WEIGHT
EP-0820 0,499 Kg/m



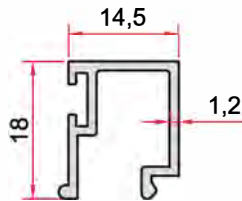
KOD-CODE *TEORİK AĞIRLIK*
THEORETICAL WEIGHT
EP-0821 0,413 Kg/m



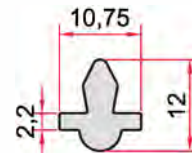
KOD-CODE *TEORİK AĞIRLIK*
THEORETICAL WEIGHT
EP-0818 0,167 Kg/m



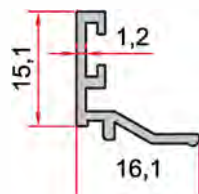
KOD-CODE *TEORİK AĞIRLIK*
THEORETICAL WEIGHT
EP-0884 0,162 Kg/m



KOD-CODE *TEORİK AĞIRLIK*
THEORETICAL WEIGHT
EP-0817 0,194 Kg/m

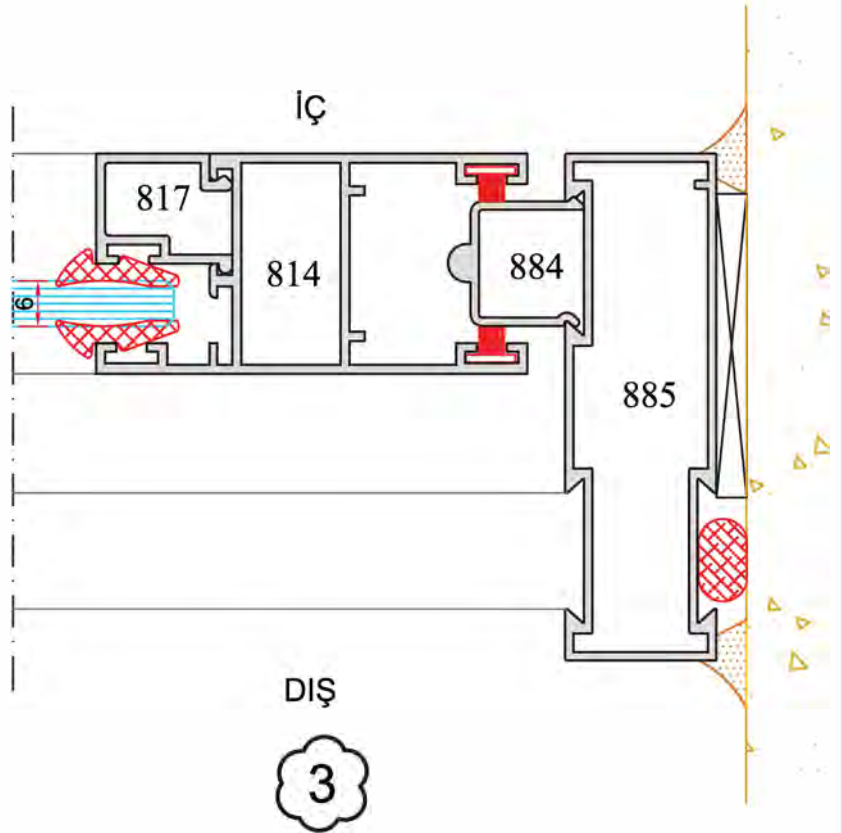
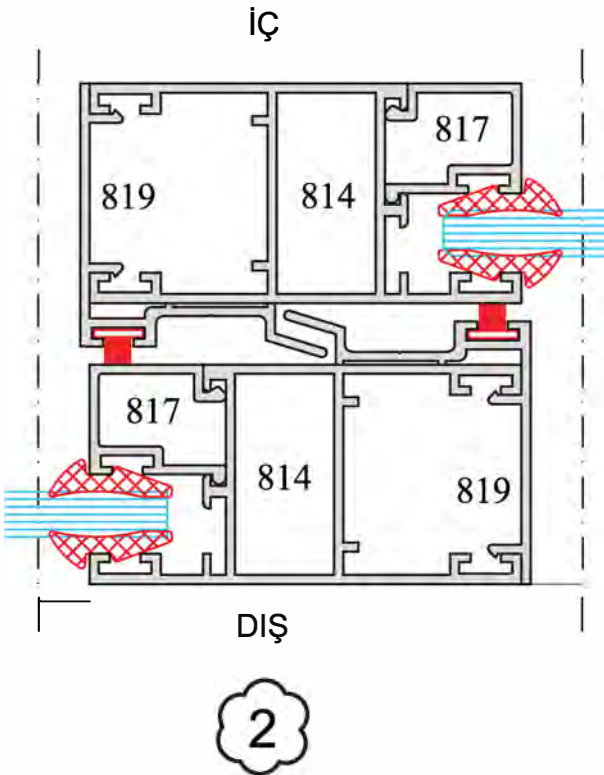
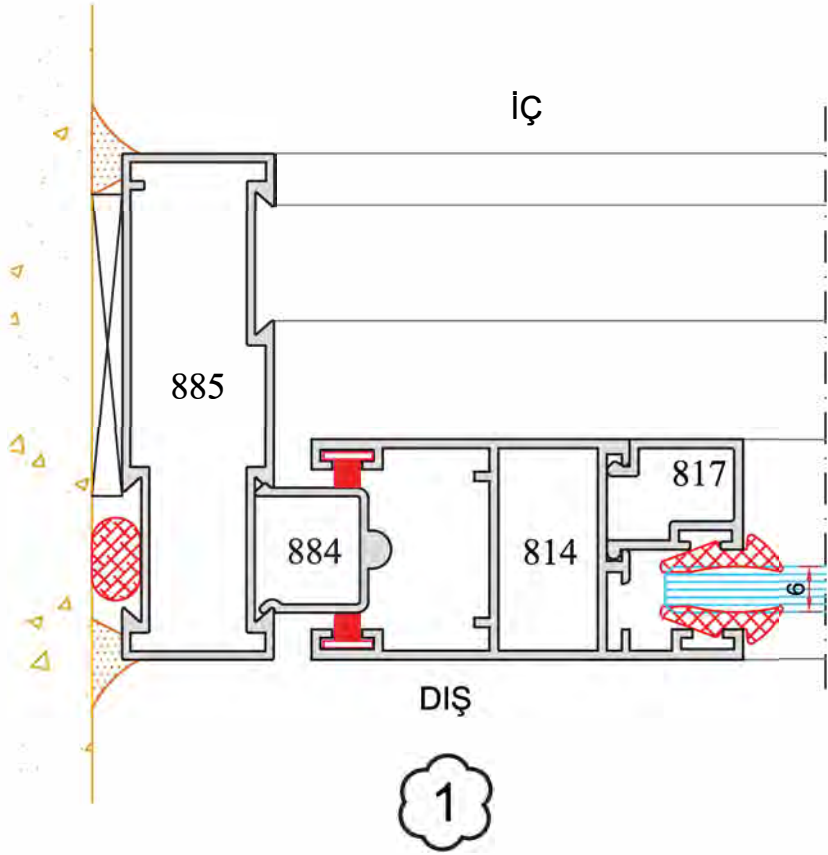
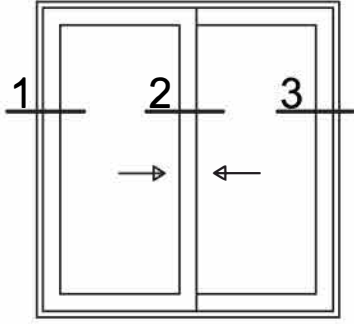


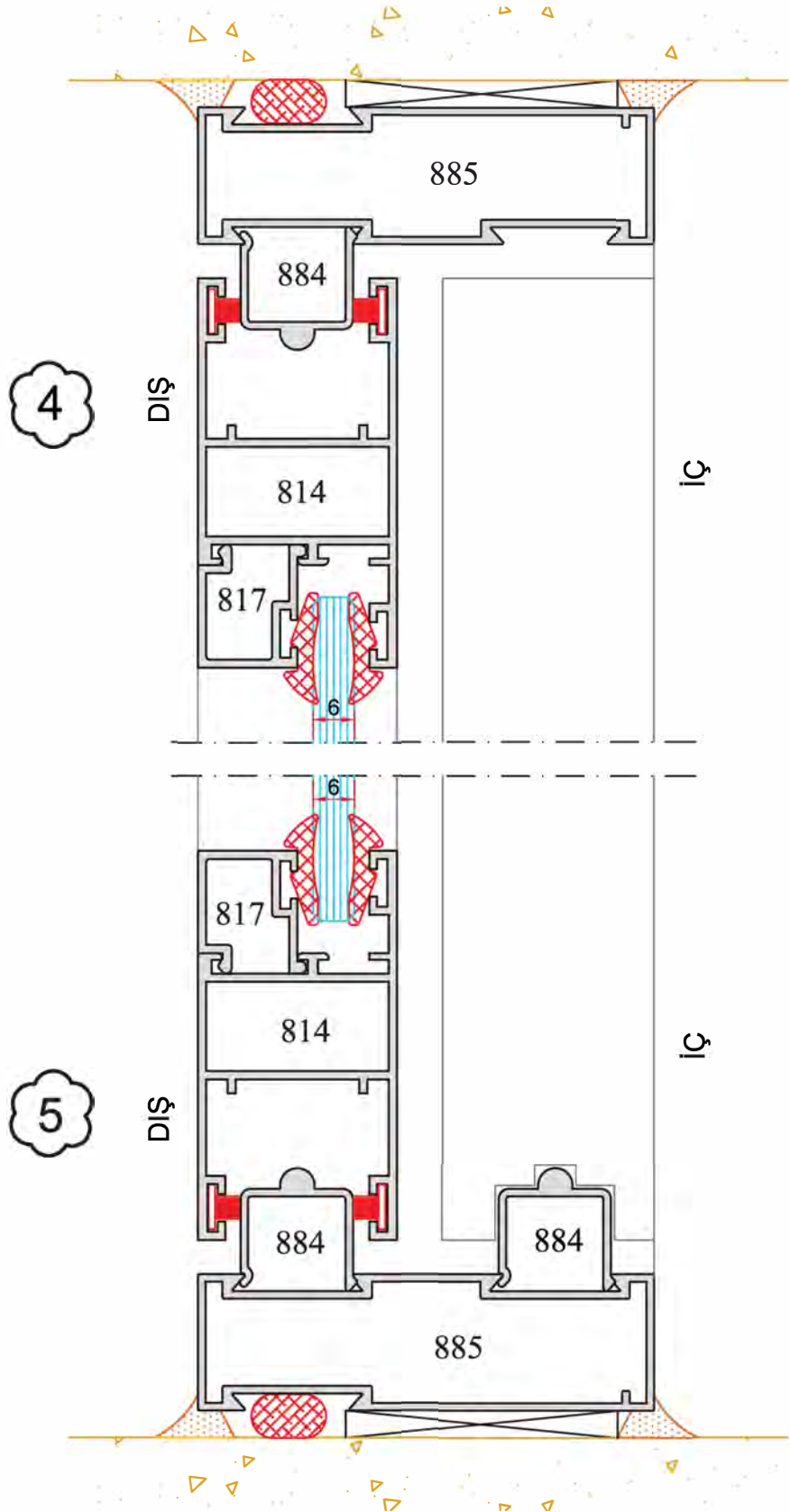
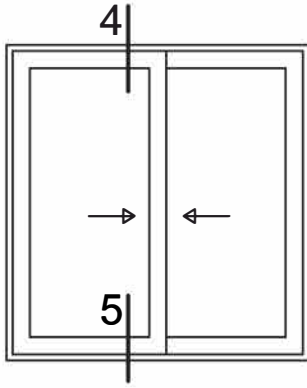
KOD-CODE *TEORİK AĞIRLIK*
THEORETICAL WEIGHT
EP-0899 0,160 Kg/m



KOD-CODE *TEORİK AĞIRLIK*
THEORETICAL WEIGHT
EP-0879 0,140 Kg/m

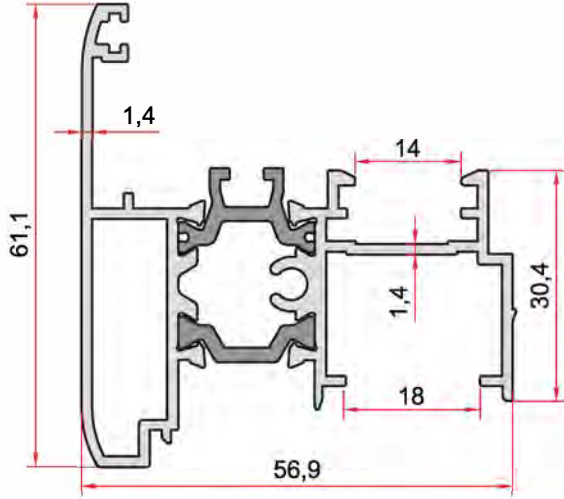
Doğrama Profil / Tuğba Sürme Küçük S.
(Joinery Profiles / Tugba Sliding - Small Series)



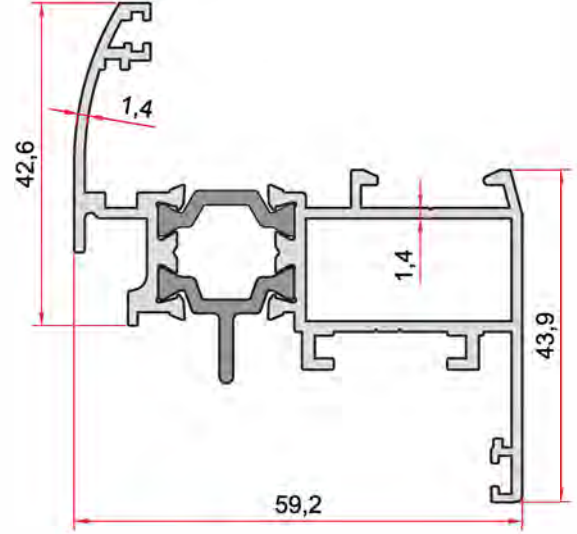


Doğrama Profiller / İran Serisi

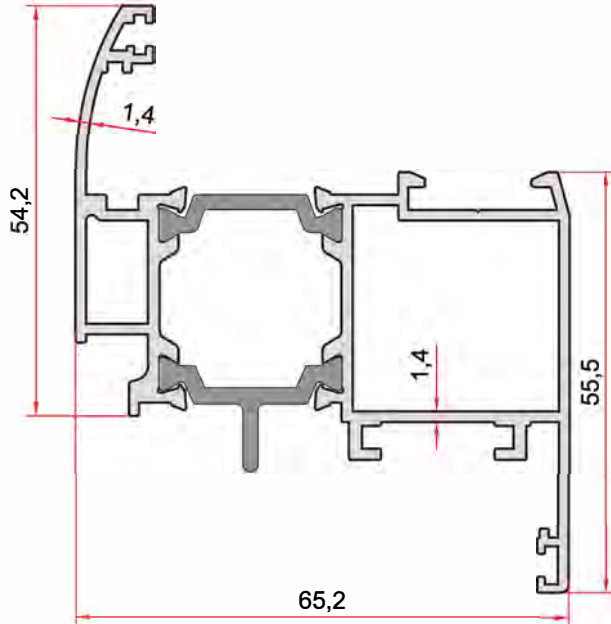
(Joinery Profiles / Iran Series)



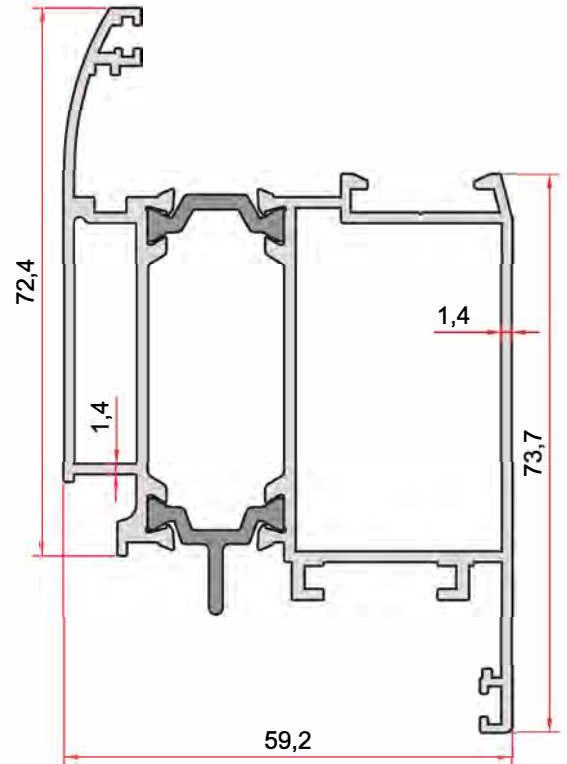
KOD-CODE TEORİK AĞIRLIK
EPİD-701-14 THEORETICAL WEIGHT
1,213 Kg/m



KOD-CODE TEORİK AĞIRLIK
EPİD-401-14 THEORETICAL WEIGHT
1,197 Kg/m



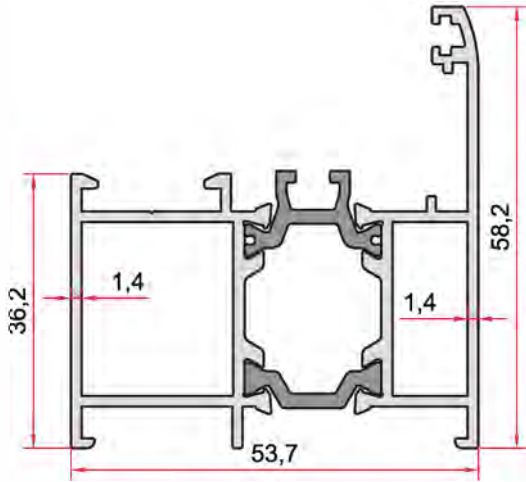
KOD-CODE TEORİK AĞIRLIK
EPİD-402-14 THEORETICAL WEIGHT
1,457 Kg/m



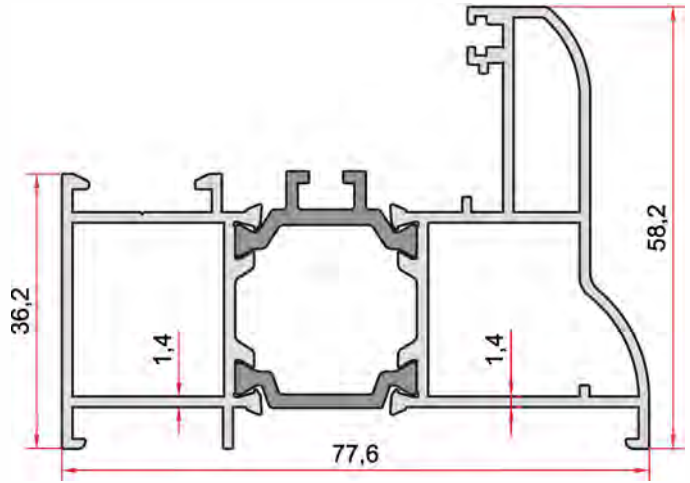
KOD-CODE TEORİK AĞIRLIK
EPİD-501-15 THEORETICAL WEIGHT
1,702 Kg/m

Doğrama Profiller / İran Serisi

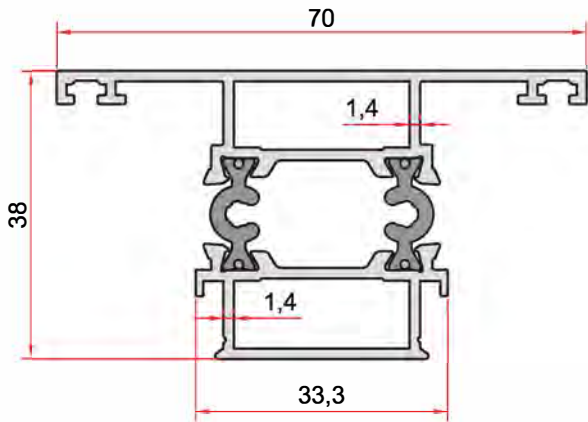
(Joinery Profiles / Iran Series)



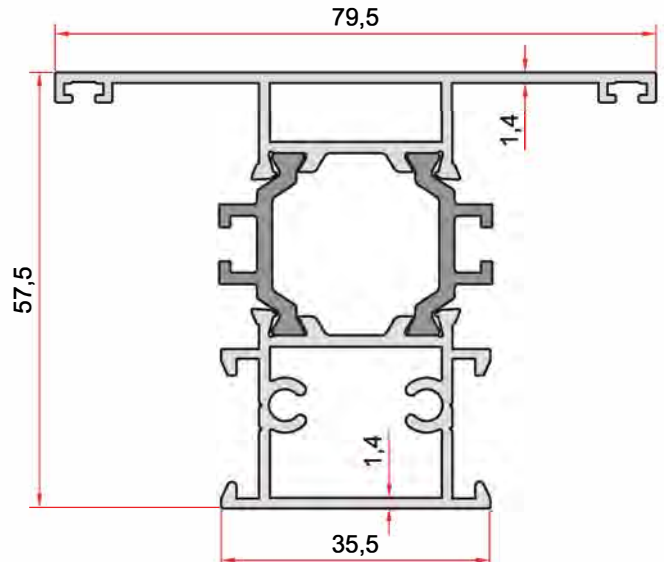
KOD-CODE TEORİK AĞIRLIK
THEORETICAL WEIGHT
EPİD-101-14 1,214 Kg/m



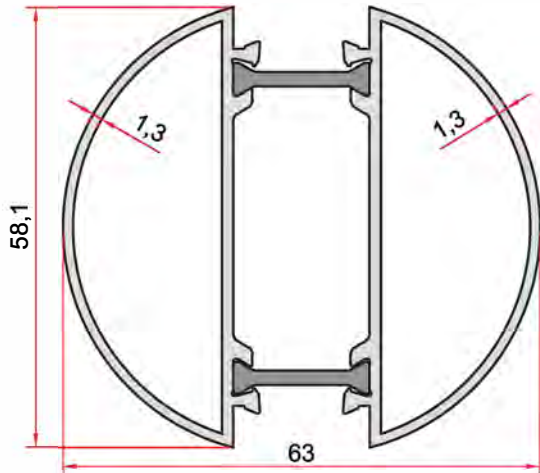
KOD-CODE TEORİK AĞIRLIK
THEORETICAL WEIGHT
EPİD-102-14 1,506 Kg/m



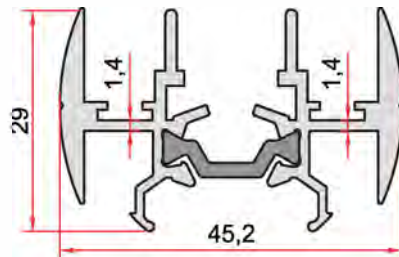
KOD-CODE TEORİK AĞIRLIK
THEORETICAL WEIGHT
EPİD-301-14 1,086 Kg/m



KOD-CODE TEORİK AĞIRLIK
THEORETICAL WEIGHT
EPİD-201-14 1,429 Kg/m



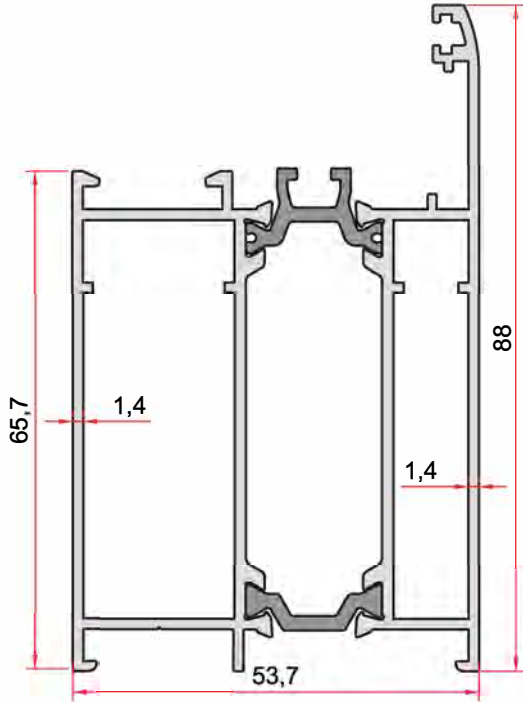
KOD-CODE TEORİK AĞIRLIK
THEORETICAL WEIGHT
EPİD-901-13 1,251 Kg/m



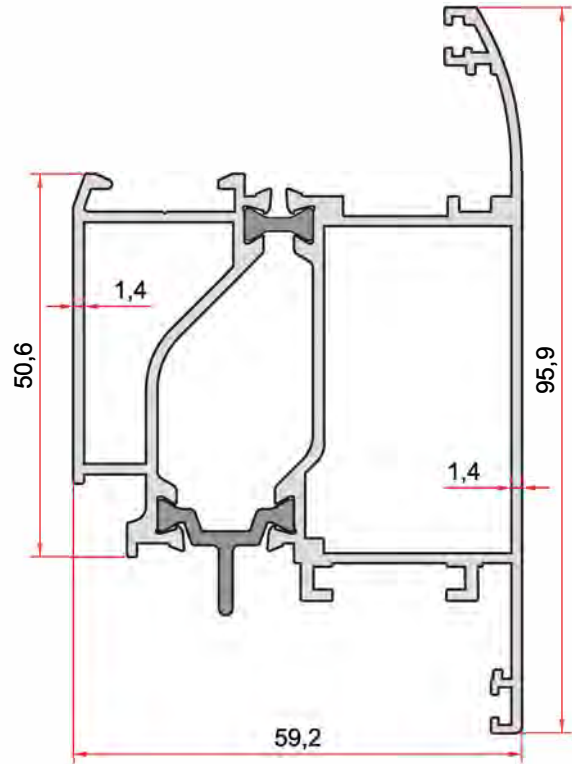
KOD-CODE TEORİK AĞIRLIK
THEORETICAL WEIGHT
EPİD-501-14 0,857 Kg/m

Doğrama Profiller / İnan Serisi

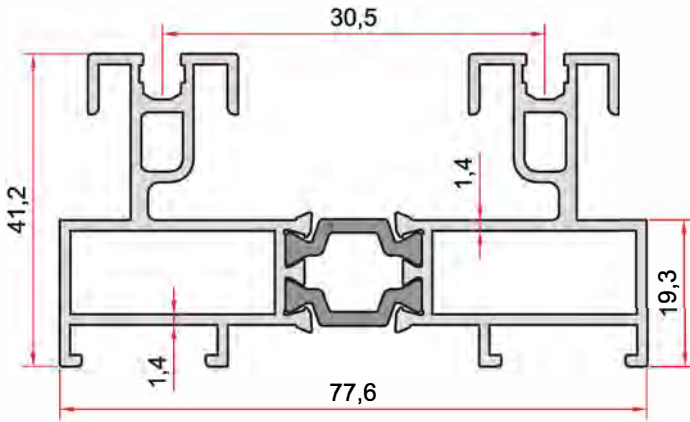
(Joinery Profiles / İnan Series)



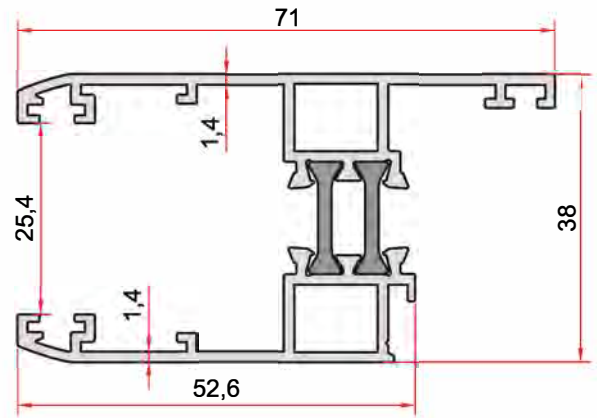
KOD-CODE TEORİK AĞIRLIK
EPİD-103-14 THEORETICAL WEIGHT
1,699 Kg/m



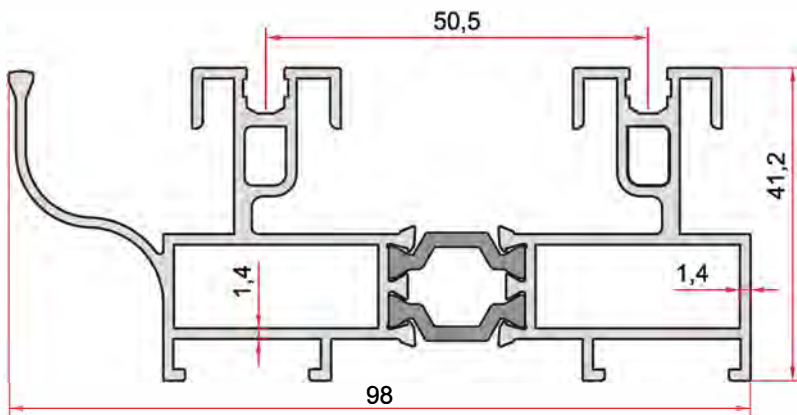
KOD-CODE TEORİK AĞIRLIK
EPİD-601-15 THEORETICAL WEIGHT
1,763 Kg/m



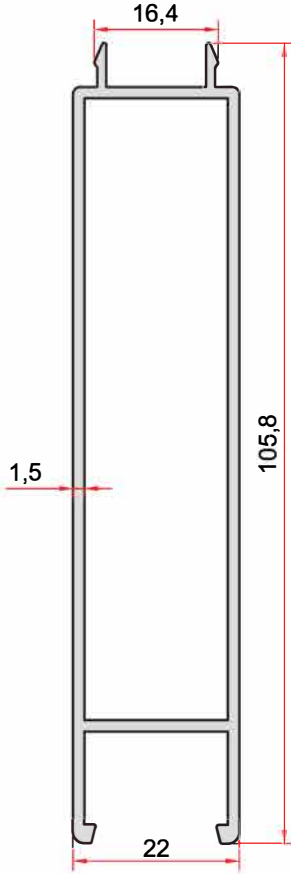
KOD-CODE TEORİK AĞIRLIK
EPİS-101-14 THEORETICAL WEIGHT
1,572 Kg/m



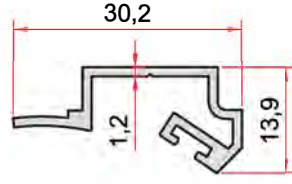
KOD-CODE TEORİK AĞIRLIK
EPİS-201-14 THEORETICAL WEIGHT
1,068 Kg/m



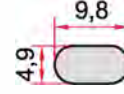
KOD-CODE TEORİK AĞIRLIK
EPİS-301-14 THEORETICAL WEIGHT
1,713 Kg/m



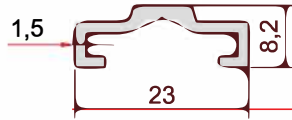
KOD-CODE TEORİK AĞIRLIK
THEORETICAL WEIGHT
EPİD-1011-15 0,012 Kg/m



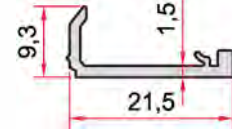
KOD-CODE TEORİK AĞIRLIK
THEORETICAL WEIGHT
EPİS-303-12 0,216 Kg/m



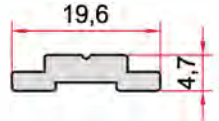
KOD-CODE TEORİK AĞIRLIK
THEORETICAL WEIGHT
EPİS-601-00 0,113 Kg/m



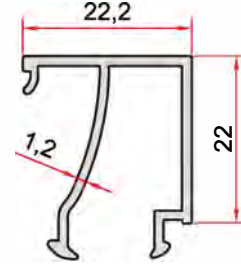
KOD-CODE TEORİK AĞIRLIK
THEORETICAL WEIGHT
EPİS-701-00 0,167 Kg/m



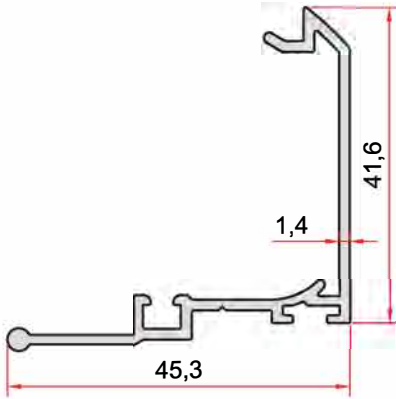
KOD-CODE TEORİK AĞIRLIK
THEORETICAL WEIGHT
EPİS-302-15 0,130 Kg/m



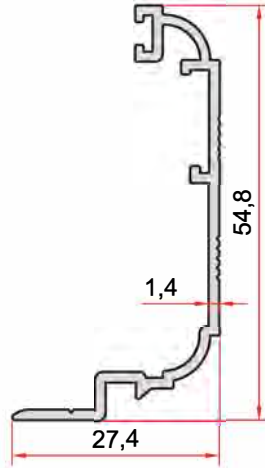
KOD-CODE TEORİK AĞIRLIK
THEORETICAL WEIGHT
EPİS-702-00 0,170 Kg/m



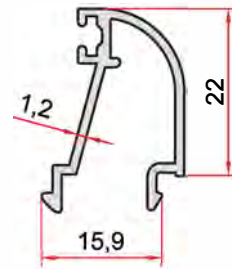
KOD-CODE TEORİK AĞIRLIK
THEORETICAL WEIGHT
EPİS-302-15 0,286 Kg/m



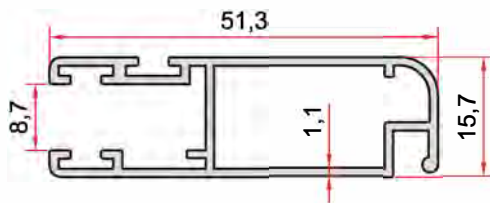
KOD-CODE TEORİK AĞIRLIK
THEORETICAL WEIGHT
EPİS-401-14 0,423 Kg/m



KOD-CODE TEORİK AĞIRLIK
THEORETICAL WEIGHT
EPİS-402-14 0,375 Kg/m



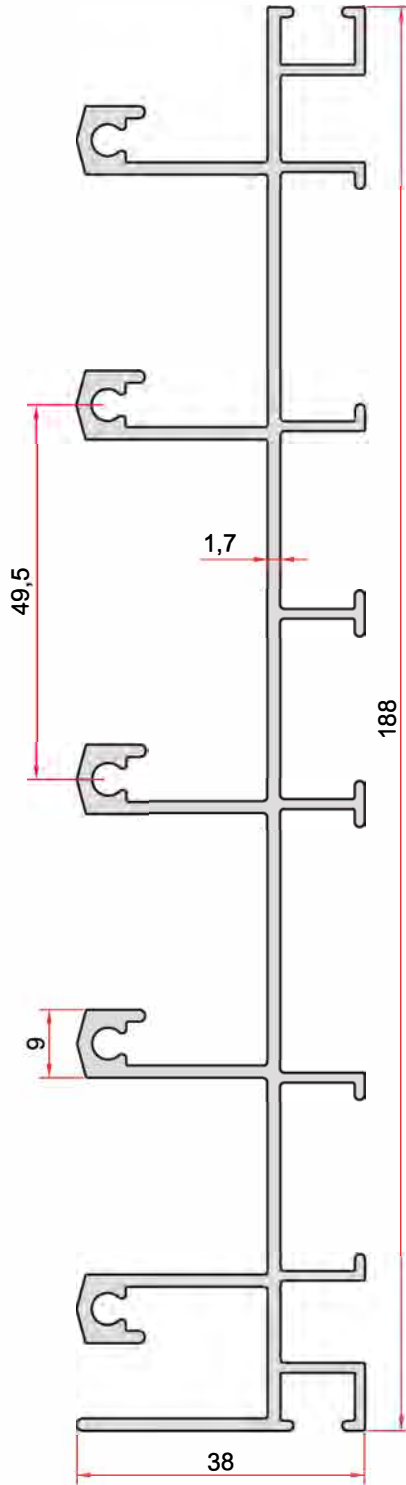
KOD-CODE TEORİK AĞIRLIK
THEORETICAL WEIGHT
EPİS-804-12 0,243 Kg/m



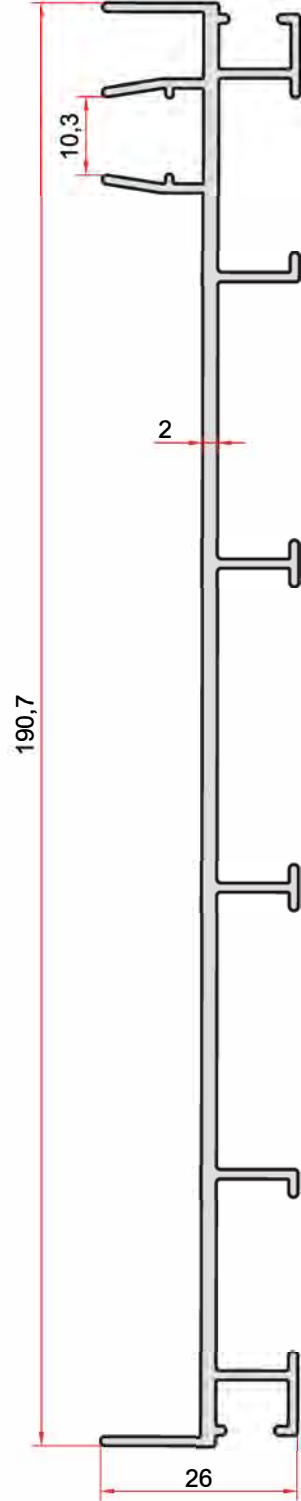
KOD-CODE TEORİK AĞIRLIK
THEORETICAL WEIGHT
EPİD-1012-11 0,478 Kg/m

Doğrama Profiller / İsrail Serisi

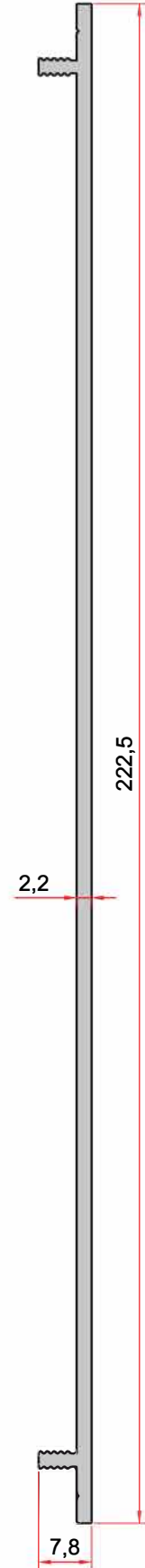
(Joinery Profiles / Israel Series)



KOD-CODE TEORİK AĞIRLIK
THEORETICAL WEIGHT
EP-1000 2,387 Kg/m



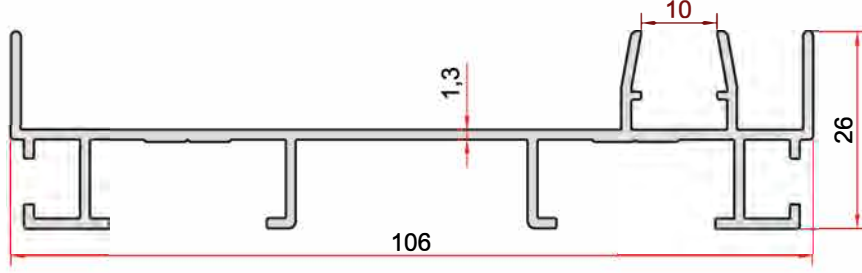
KOD-CODE TEORİK AĞIRLIK
THEORETICAL WEIGHT
EP-1006 1,540 Kg/m



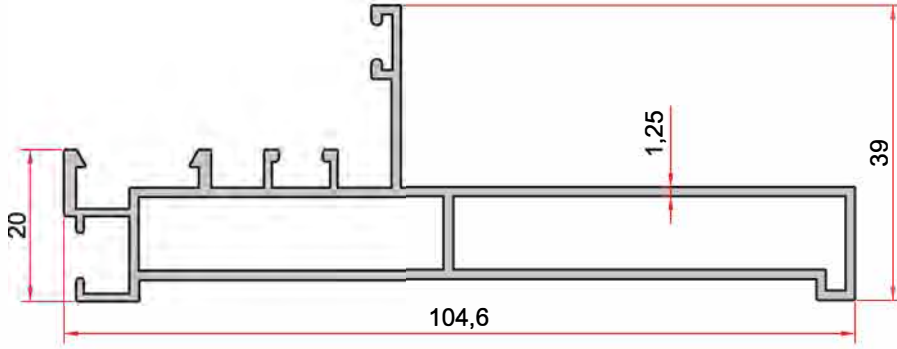
KOD-CODE TEORİK AĞIRLIK
THEORETICAL WEIGHT
EP-1094 1,388 Kg/m

Doğrama Profiller / İsrail Serisi

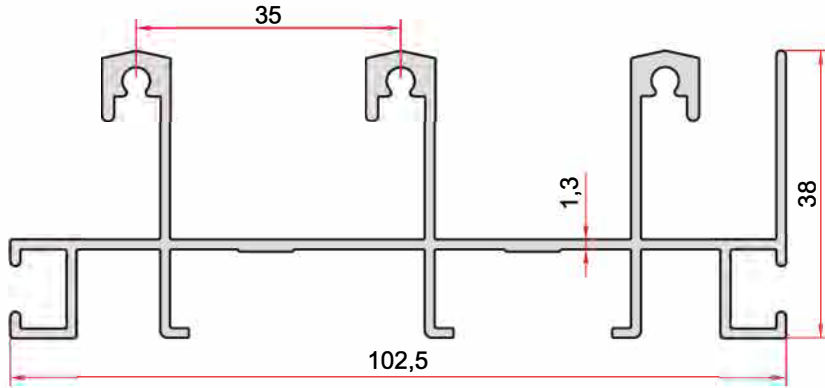
(Joinery Profiles / Israel Series)



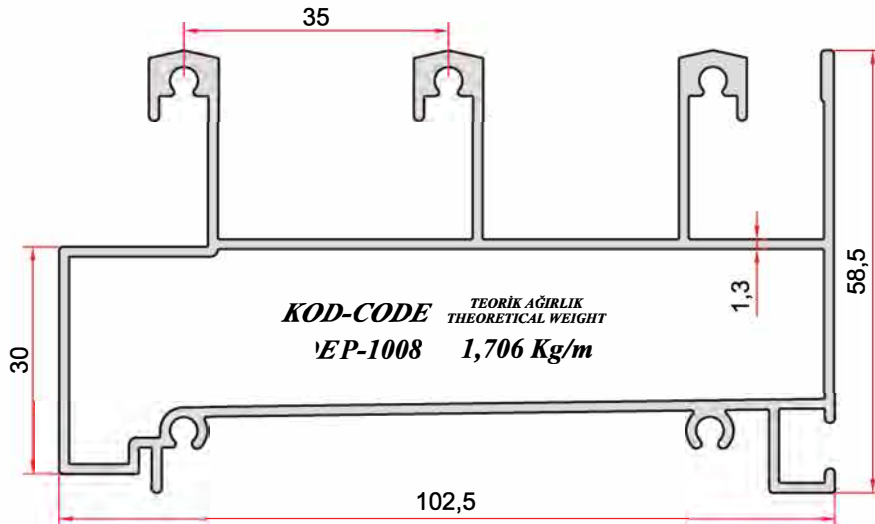
KOD-CODE *TEORİK AĞIRLIK*
THEORETICAL WEIGHT
EP-1024 0,859 Kg/m



KOD-CODE *TEORİK AĞIRLIK*
THEORETICAL WEIGHT
EP-1076 1,032 Kg/m



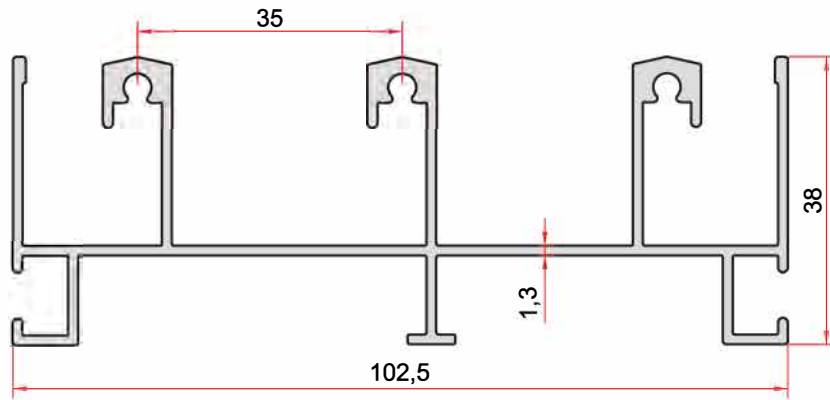
KOD-CODE *TEORİK AĞIRLIK*
THEORETICAL WEIGHT
EP-1007 1,320 Kg/m



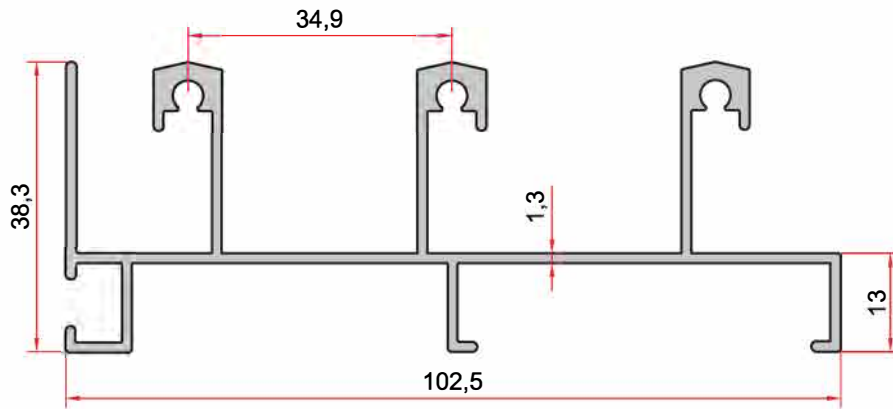
KOD-CODE *TEORİK AĞIRLIK*
THEORETICAL WEIGHT
EP-1008 1,706 Kg/m

Doğrama Profiller / İsrail Serisi

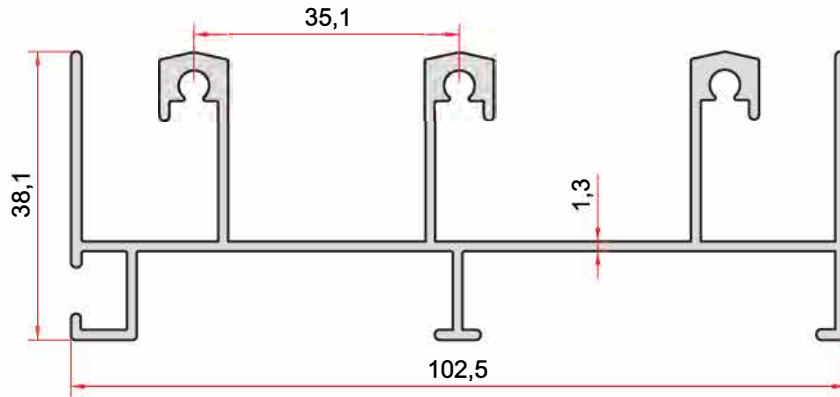
(Joinery Profiles / Israel Series)



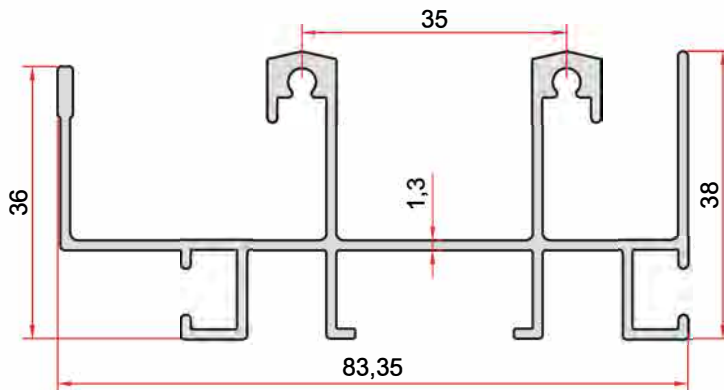
KOD-CODE TEORİK AĞIRLIK
THEORETICAL WEIGHT
EP-1009 **1,307 Kg/m**



KOD-CODE TEORİK AĞIRLIK
THEORETICAL WEIGHT
EP-1078 **1,190 Kg/m**



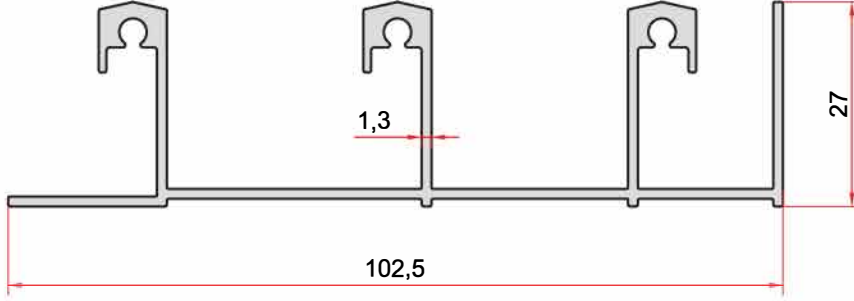
KOD-CODE TEORİK AĞIRLIK
THEORETICAL WEIGHT
EP-1079 **1,288 Kg/m**



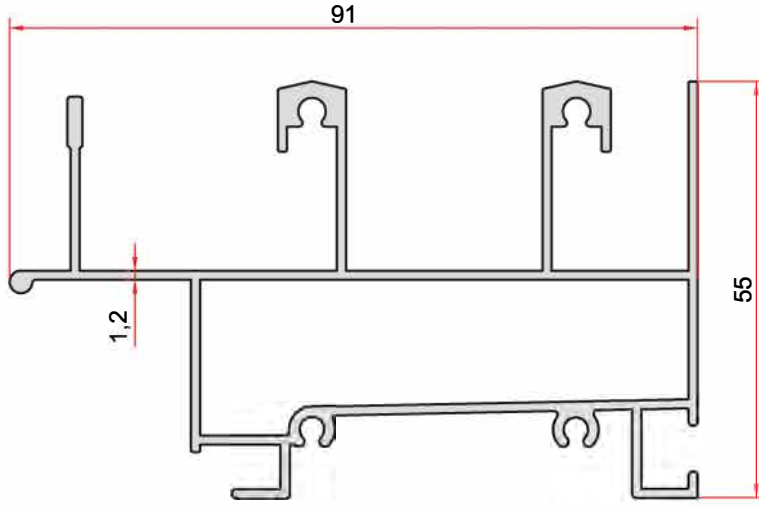
KOD-CODE TEORİK AĞIRLIK
THEORETICAL WEIGHT
EP-1004 **1,099 Kg/m**

Doğrama Profiller / İsrail Serisi

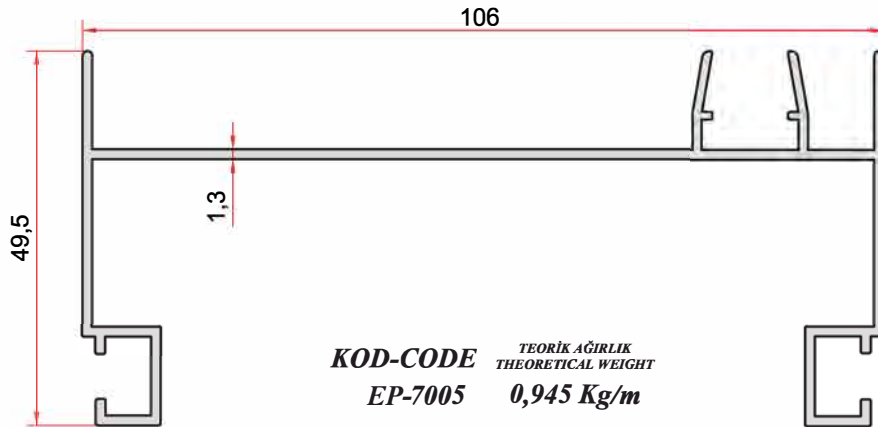
(Joinery Profiles / Israel Series)



KOD-CODE **TEORİK AĞIRLIK**
EP-7032 **THEORETICAL WEIGHT**
 1,000 Kg/m



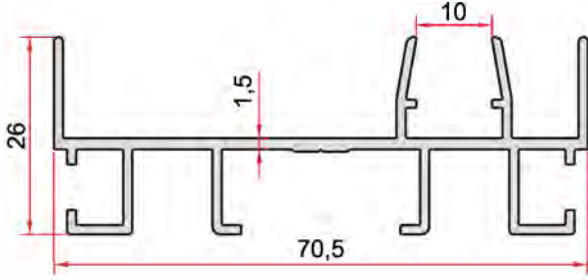
KOD-CODE **TEORİK AĞIRLIK**
EP-7004 **THEORETICAL WEIGHT**
 1,358 Kg/m



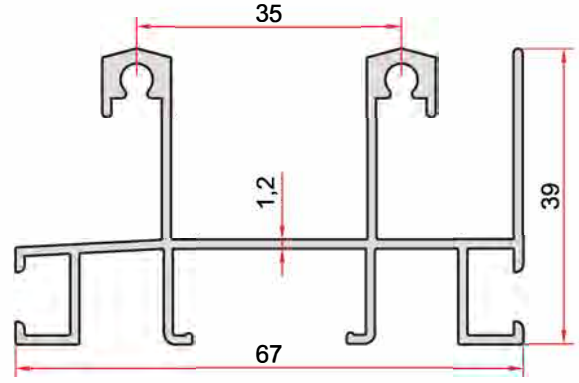
KOD-CODE **TEORİK AĞIRLIK**
EP-7005 **THEORETICAL WEIGHT**
 0,945 Kg/m

Doğrama Profiller / İsrail Serisi

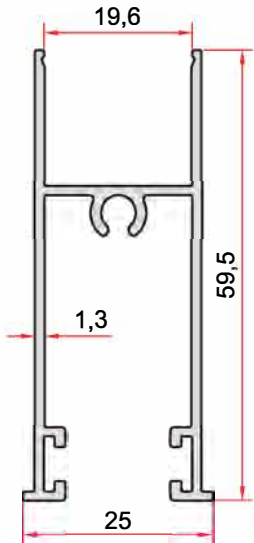
(Joinery Profiles / Israel Series)



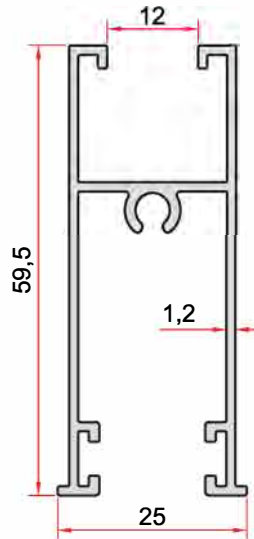
KOD-CODE TEORİK AĞIRLIK
THEORETICAL WEIGHT
EP-1022 0,705 Kg/m



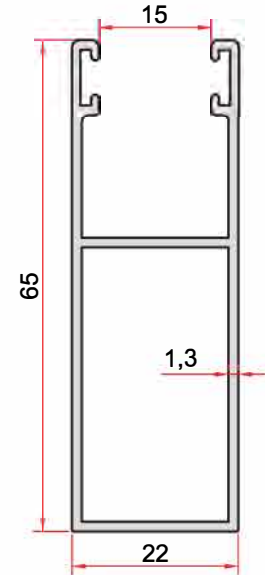
KOD-CODE TEORİK AĞIRLIK
THEORETICAL WEIGHT
EP-1081 0,888 Kg/m



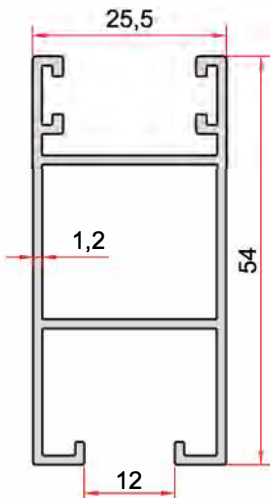
KOD-CODE TEORİK AĞIRLIK
THEORETICAL WEIGHT
EP-1001 0,583 Kg/m



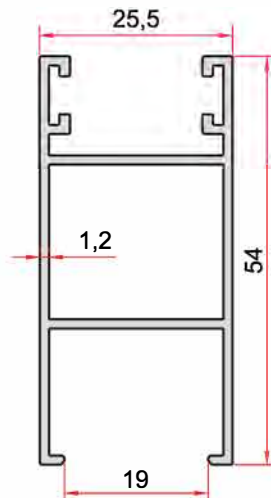
KOD-CODE TEORİK AĞIRLIK
THEORETICAL WEIGHT
EP-1020 0,599 Kg/m



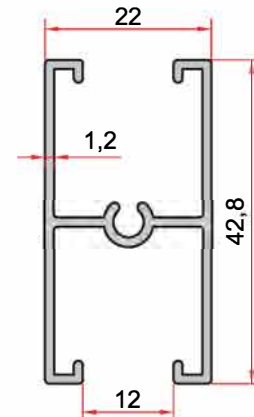
KOD-CODE TEORİK AĞIRLIK
THEORETICAL WEIGHT
EP-1070 0,623 Kg/m



KOD-CODE TEORİK AĞIRLIK
THEORETICAL WEIGHT
EP-1002 0,605 Kg/m



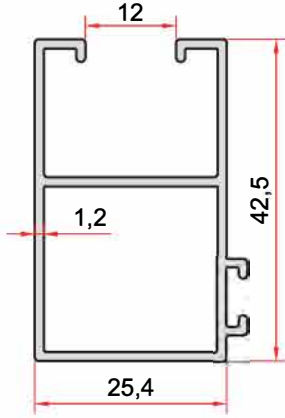
KOD-CODE TEORİK AĞIRLIK
THEORETICAL WEIGHT
EP-1021 0,569 Kg/m



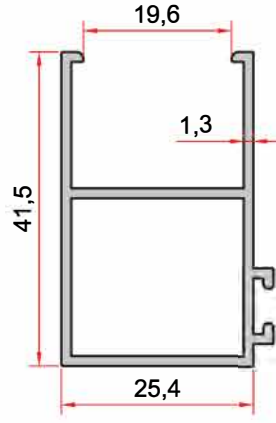
KOD-CODE TEORİK AĞIRLIK
THEORETICAL WEIGHT
EP-1082 0,437 Kg/m

Doğrama Profiller / İsrail Serisi

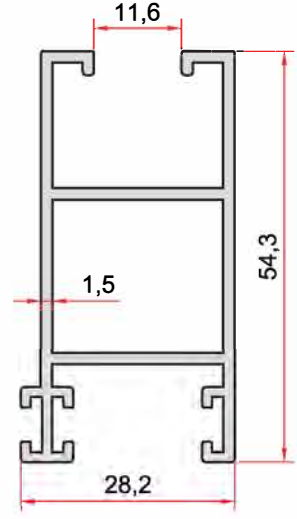
(Joinery Profiles / Israel Series)



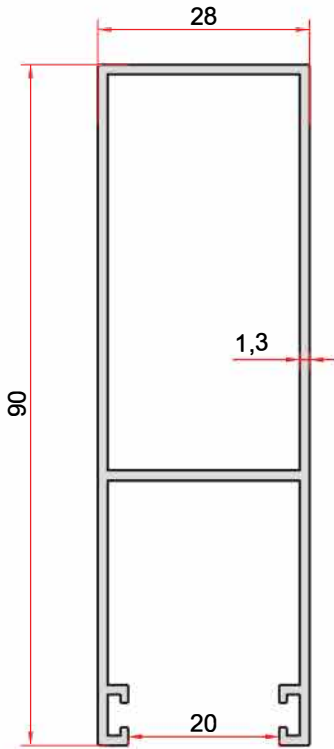
KOD-CODE TEORİK AĞIRLIK
EP-1011 0,495 Kg/m
 THEORETICAL WEIGHT



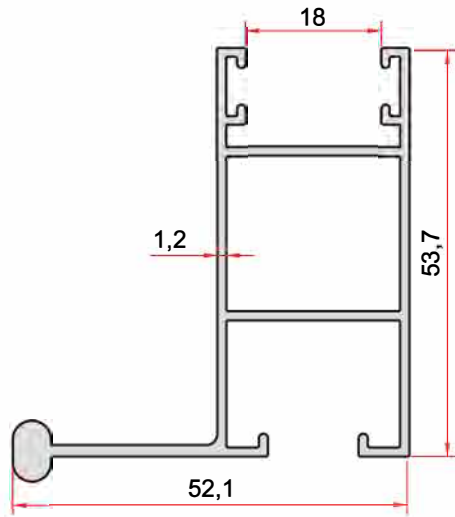
KOD-CODE TEORİK AĞIRLIK
EP-1088 0,489 Kg/m
 THEORETICAL WEIGHT



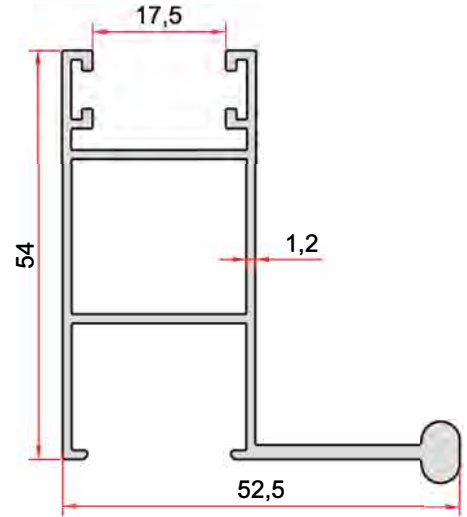
KOD-CODE TEORİK AĞIRLIK
EP-1071 0,762 Kg/m
 THEORETICAL WEIGHT



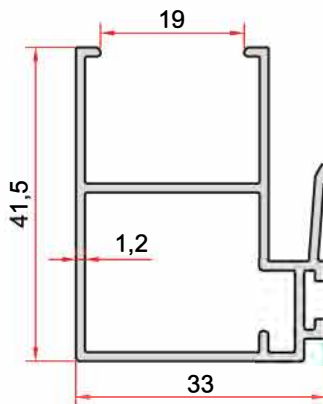
KOD-CODE TEORİK AĞIRLIK
EP-7009 0,861 Kg/m
 THEORETICAL WEIGHT



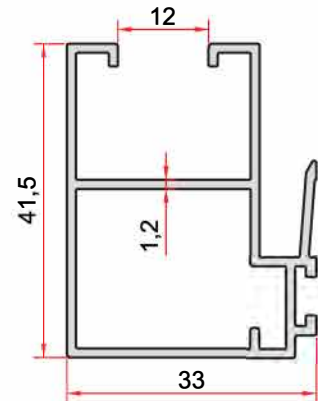
KOD-CODE TEORİK AĞIRLIK
EP-1013 0,775 Kg/m
 THEORETICAL WEIGHT



KOD-CODE TEORİK AĞIRLIK
EP-1014 0,776 Kg/m
 THEORETICAL WEIGHT



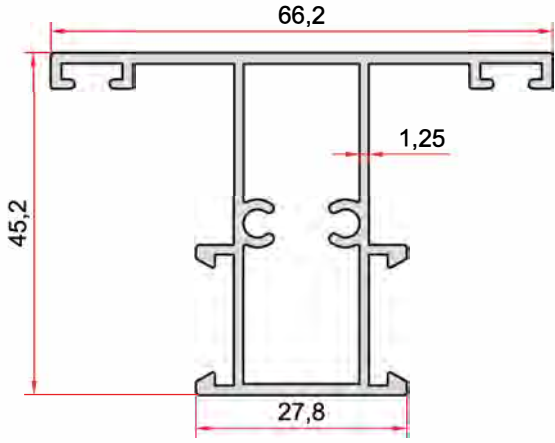
KOD-CODE TEORİK AĞIRLIK
EP-1003 0,540 Kg/m
 THEORETICAL WEIGHT



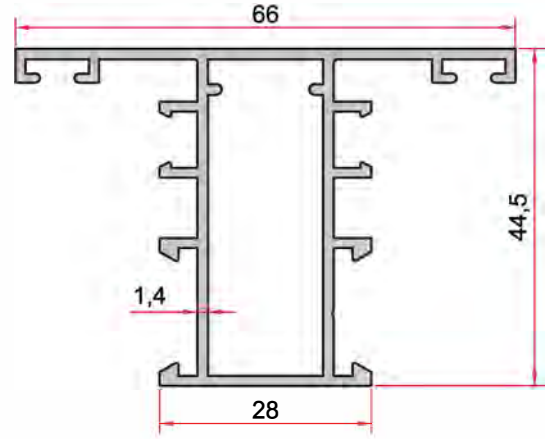
KOD-CODE TEORİK AĞIRLIK
EP-1005 0,575 Kg/m
 THEORETICAL WEIGHT

Doğrama Profiller / İsrail Serisi

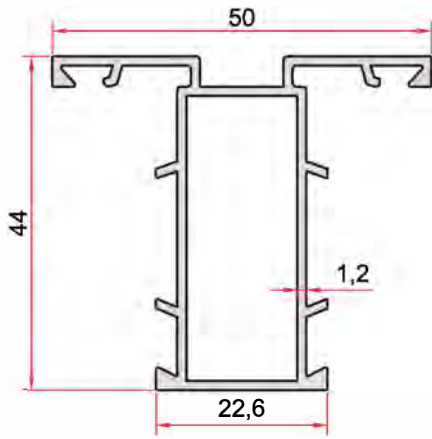
(Joinery Profiles / Israel Series)



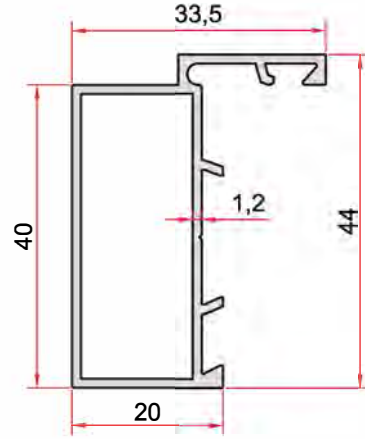
KOD-CODE TEORİK AĞIRLIK
EP-1073 0,850 Kg/m
THEORETICAL WEIGHT



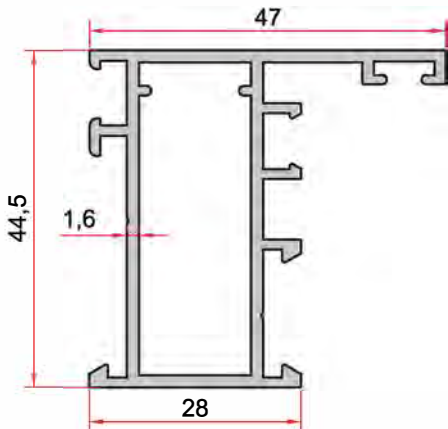
KOD-CODE TEORİK AĞIRLIK
EP-1084 0,886 Kg/m
THEORETICAL WEIGHT



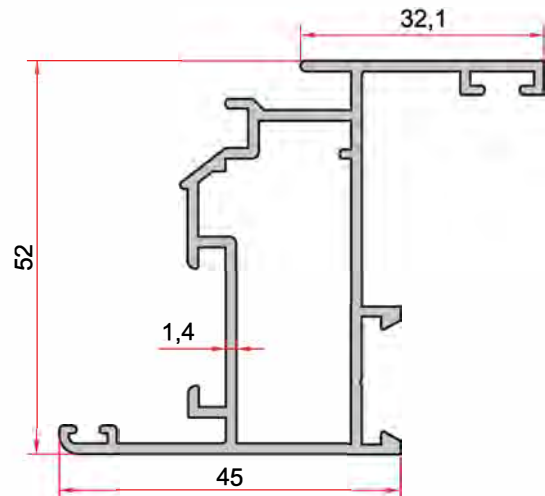
KOD-CODE TEORİK AĞIRLIK
EP-1083 0,626 Kg/m
THEORETICAL WEIGHT



KOD-CODE TEORİK AĞIRLIK
EP-1074 0,494 Kg/m
THEORETICAL WEIGHT



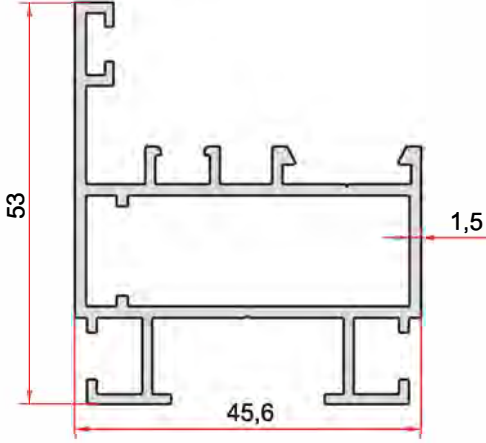
KOD-CODE TEORİK AĞIRLIK
EP-1089 0,826 Kg/m
THEORETICAL WEIGHT



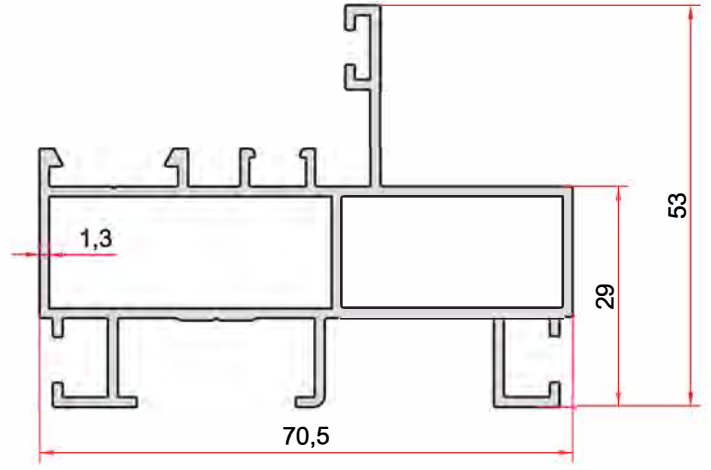
KOD-CODE TEORİK AĞIRLIK
EP-1085 0,875 Kg/m
THEORETICAL WEIGHT

Doğrama Profiller / İsrail Serisi

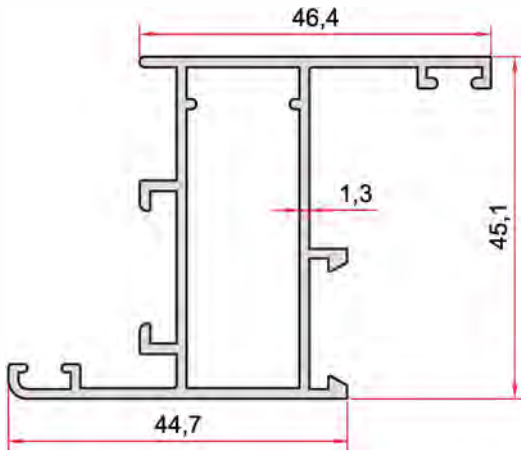
(Joinery Profiles / Israel Series)



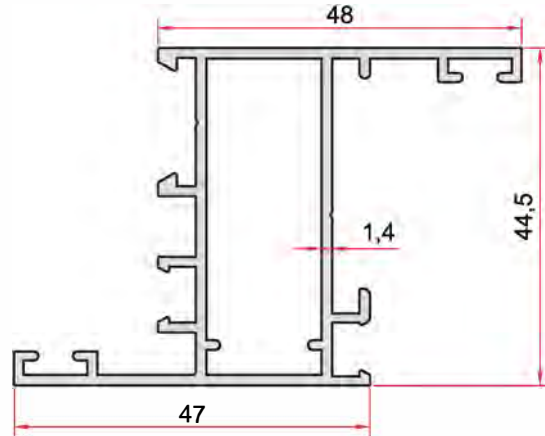
KOD-CODE *TEORİK AĞIRLIK*
THEORETICAL WEIGHT
EP-7033 **0,899 Kg/m**



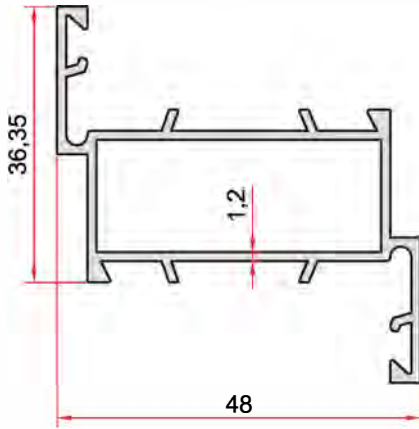
KOD-CODE *TEORİK AĞIRLIK*
THEORETICAL WEIGHT
EP-7034 **1,085 Kg/m**



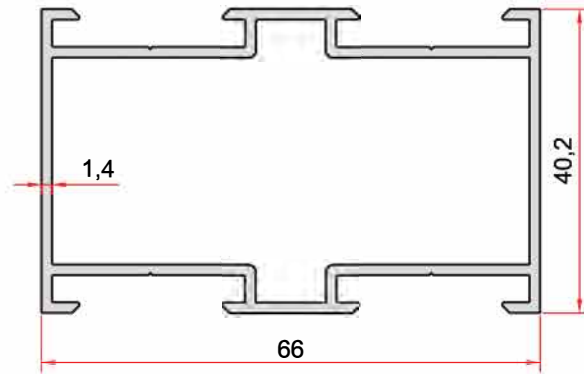
KOD-CODE *TEORİK AĞIRLIK*
THEORETICAL WEIGHT
EP-1077 **0,788 Kg/m**



KOD-CODE *TEORİK AĞIRLIK*
THEORETICAL WEIGHT
EP-1086 **0,859 Kg/m**



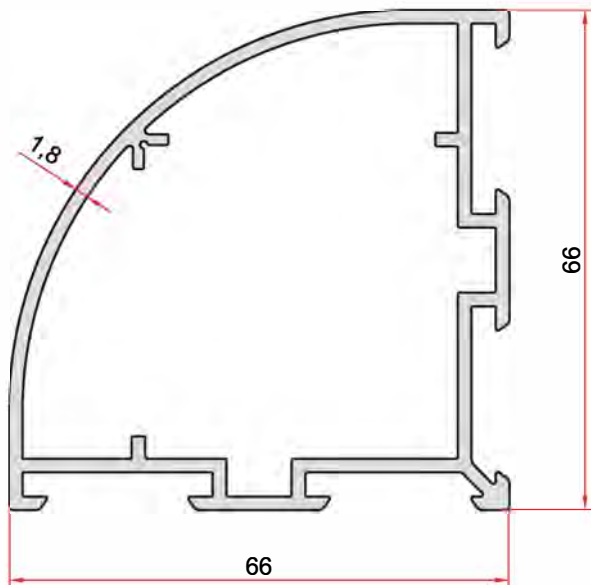
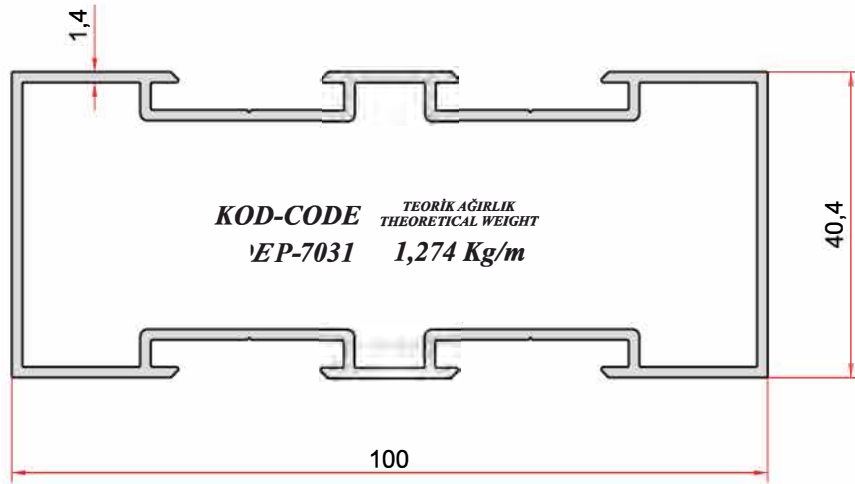
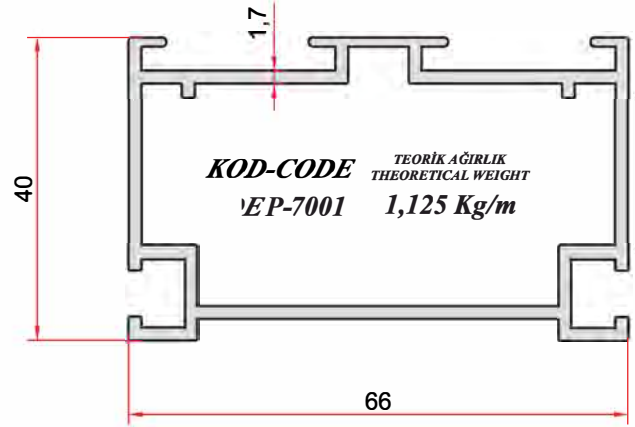
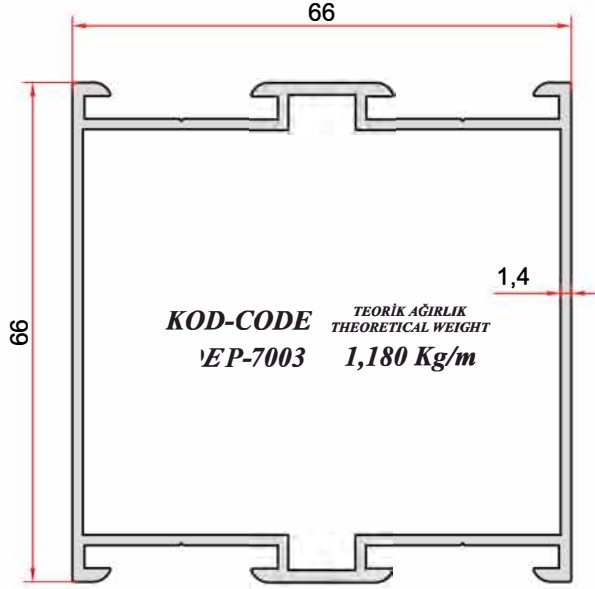
KOD-CODE *TEORİK AĞIRLIK*
THEORETICAL WEIGHT
EP-1012 **0,632 Kg/m**



KOD-CODE *TEORİK AĞIRLIK*
THEORETICAL WEIGHT
EP-1036 **0,944 Kg/m**

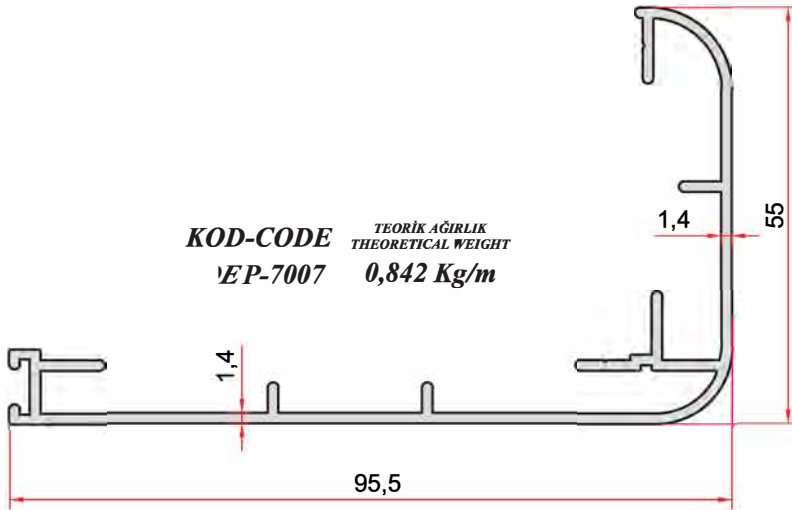
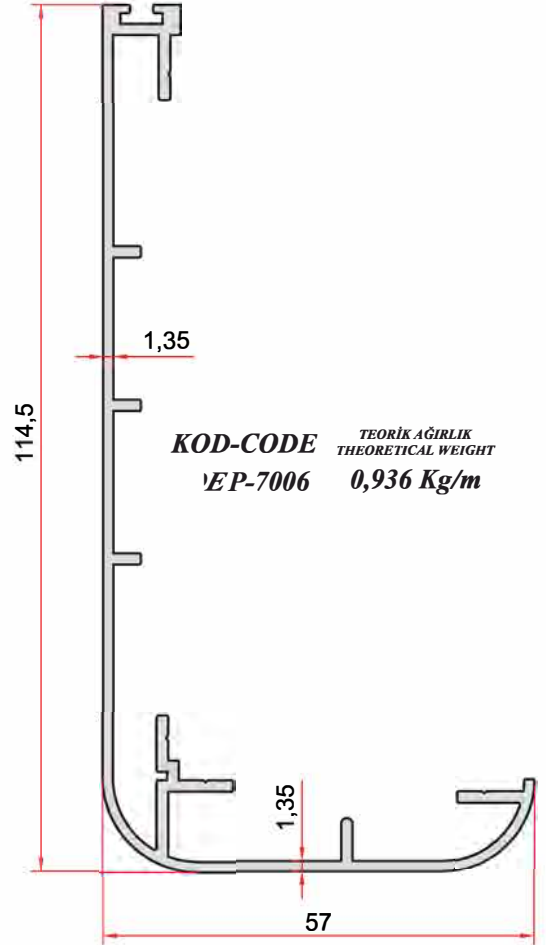
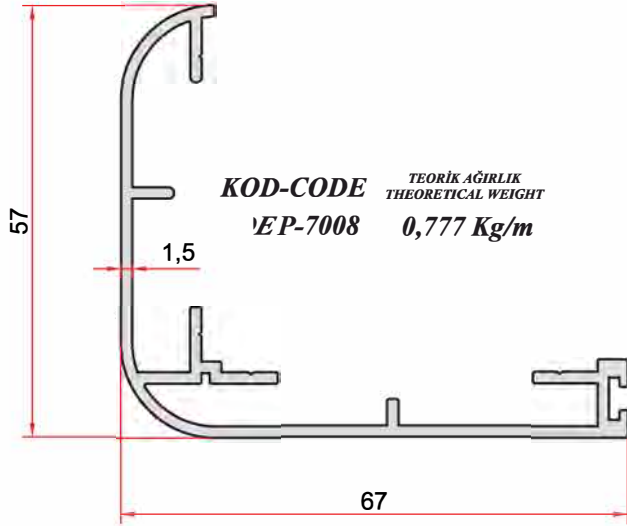
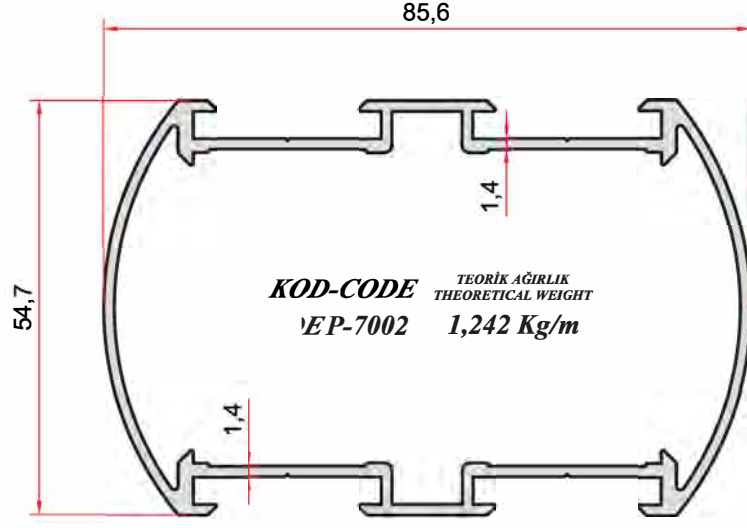
Doğrama Profiller / İsrail Serisi

(Joinery Profiles / Israel Series)



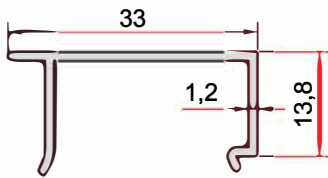
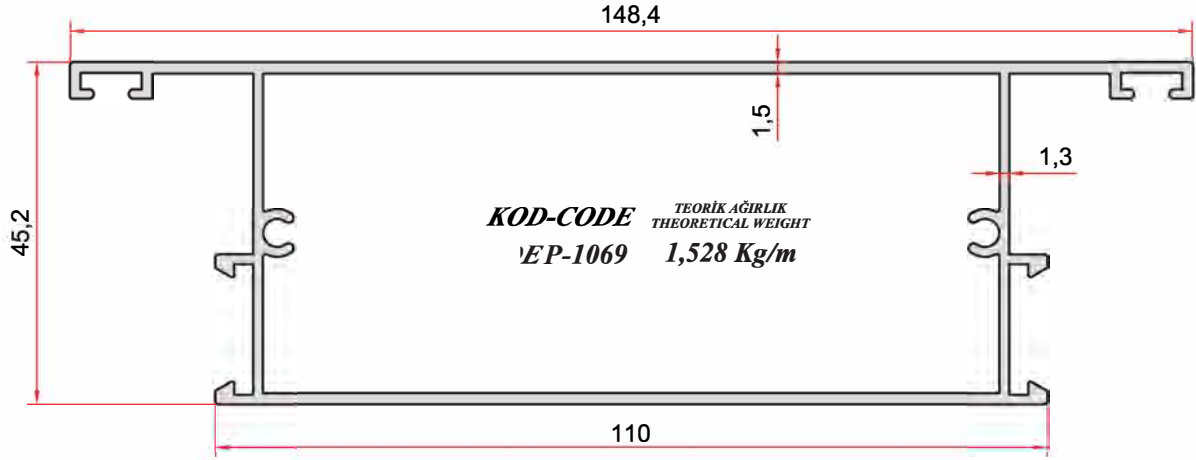
Doğrama Profiller / İsrail Serisi

(Joinery Profiles / Israel Series)

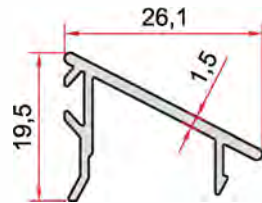


Doğrama Profiller / İsrail Serisi

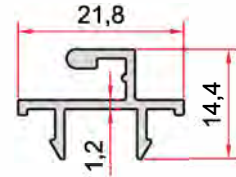
(Joinery Profiles / Israel Series)



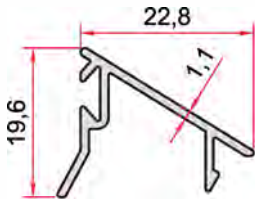
KOD-CODE TEORİK AĞIRLIK
THEORETICAL WEIGHT
EP-1023 0,211 Kg/m



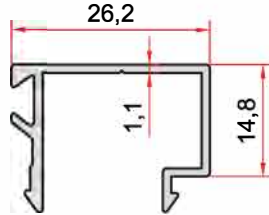
KOD-CODE TEORİK AĞIRLIK
THEORETICAL WEIGHT
EP-1033 0,208 Kg/m



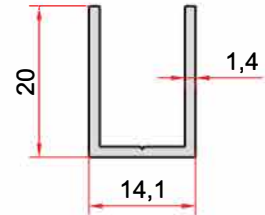
KOD-CODE TEORİK AĞIRLIK
THEORETICAL WEIGHT
EP-1037 0,178 Kg/m



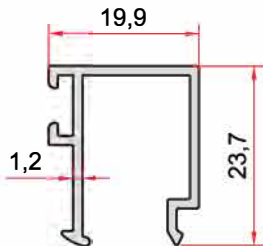
KOD-CODE TEORİK AĞIRLIK
THEORETICAL WEIGHT
EP-1039 0,173 Kg/m



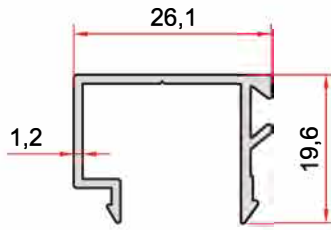
KOD-CODE TEORİK AĞIRLIK
THEORETICAL WEIGHT
EP-1087 0,233 Kg/m



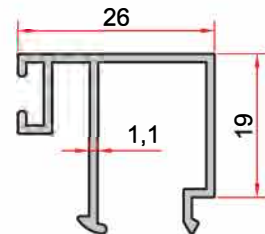
KOD-CODE TEORİK AĞIRLIK
THEORETICAL WEIGHT
EP-7035 0,194 Kg/m



KOD-CODE TEORİK AĞIRLIK
THEORETICAL WEIGHT
EP-7029 0,246 Kg/m



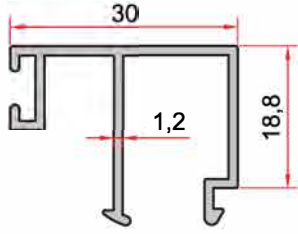
KOD-CODE TEORİK AĞIRLIK
THEORETICAL WEIGHT
EP-7030 0,240 Kg/m



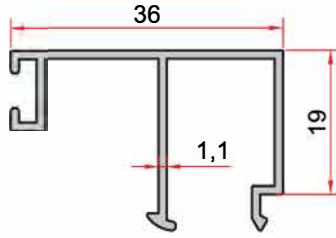
KOD-CODE TEORİK AĞIRLIK
THEORETICAL WEIGHT
EP-1096 0,278 Kg/m

Doğrama Profiller / İsrail Serisi

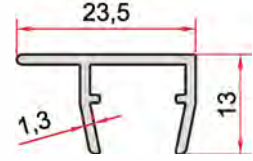
(Joinery Profiles / Israel Series)



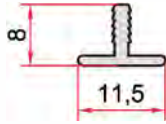
KOD-CODE TEORİK AĞIRLIK
THEORETICAL WEIGHT
EP-1095 0,318 Kg/m



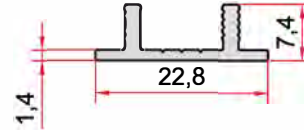
KOD-CODE TEORİK AĞIRLIK
THEORETICAL WEIGHT
EP-1097 0,308 Kg/m



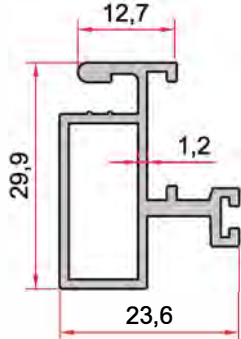
KOD-CODE TEORİK AĞIRLIK
THEORETICAL WEIGHT
EP-1028 0,171 Kg/m



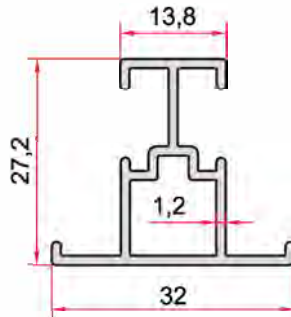
KOD-CODE TEORİK AĞIRLIK
THEORETICAL WEIGHT
EP-7012 0,076 Kg/m



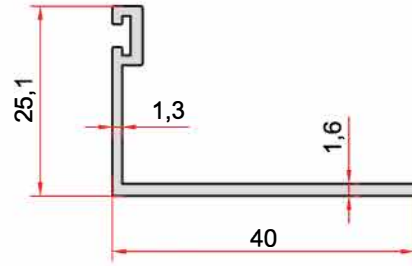
KOD-CODE TEORİK AĞIRLIK
THEORETICAL WEIGHT
EP-1025 0,153 Kg/m



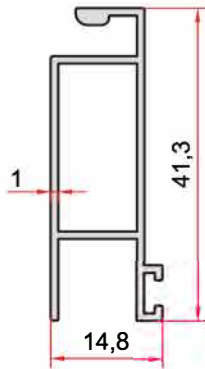
KOD-CODE TEORİK AĞIRLIK
THEORETICAL WEIGHT
EP-1072 0,397 Kg/m



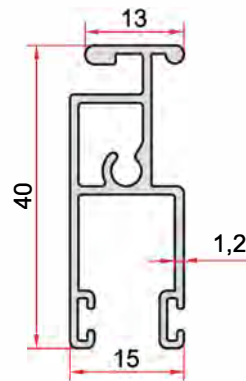
KOD-CODE TEORİK AĞIRLIK
THEORETICAL WEIGHT
EP-1029 0,348 Kg/m



KOD-CODE TEORİK AĞIRLIK
THEORETICAL WEIGHT
EP-7011 0,286 Kg/m



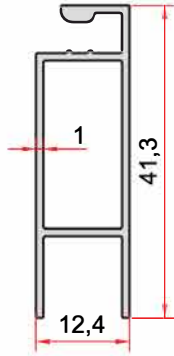
KOD-CODE TEORİK AĞIRLIK
THEORETICAL WEIGHT
EP-7010 0,313 Kg/m



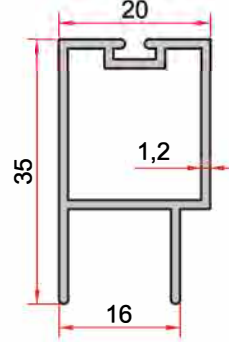
KOD-CODE TEORİK AĞIRLIK
THEORETICAL WEIGHT
EP-1026 0,394 Kg/m

Doğrama Profiller / İsrail Serisi

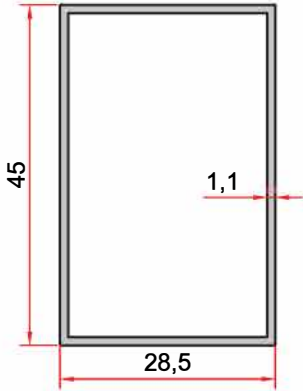
(Joinery Profiles / Israel Series)



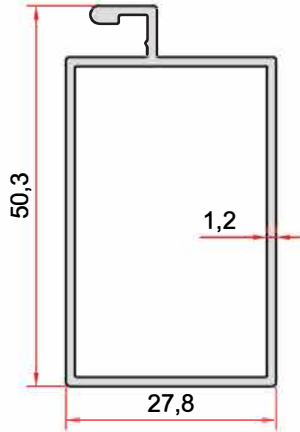
KOD-CODE *TEORİK AĞIRLIK*
THEORETICAL WEIGHT
EP-1027 **0,297 Kg/m**



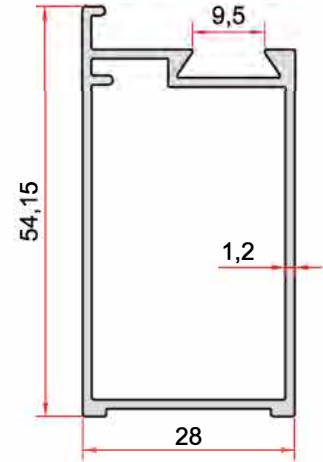
KOD-CODE *TEORİK AĞIRLIK*
THEORETICAL WEIGHT
EP-1092 **0,365 Kg/m**



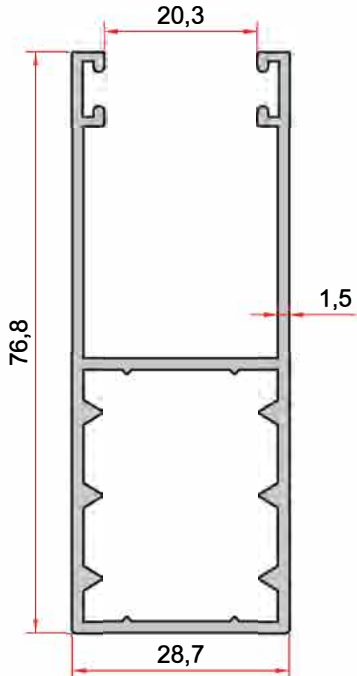
KOD-CODE *TEORİK AĞIRLIK*
THEORETICAL WEIGHT
EP-1091 **0,424 Kg/m**



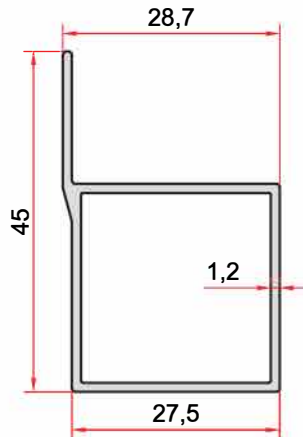
KOD-CODE *TEORİK AĞIRLIK*
THEORETICAL WEIGHT
EP-1010 **0,504 Kg/m**



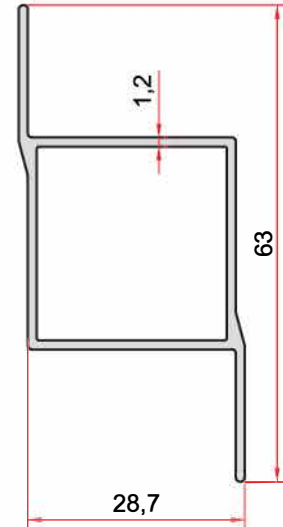
KOD-CODE *TEORİK AĞIRLIK*
THEORETICAL WEIGHT
EP-1032 **0,575 Kg/m**



KOD-CODE *TEORİK AĞIRLIK*
THEORETICAL WEIGHT
EP-1075 **0,953 Kg/m**



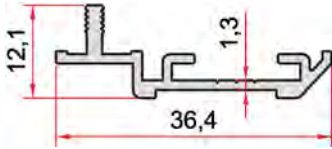
KOD-CODE *TEORİK AĞIRLIK*
THEORETICAL WEIGHT
EP-1017 **0,406 Kg/m**



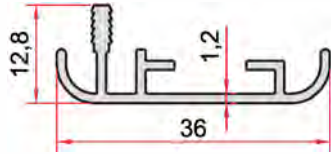
KOD-CODE *TEORİK AĞIRLIK*
THEORETICAL WEIGHT
EP-1018 **0,475 Kg/m**

Doğrama Profiller / İsrail Serisi

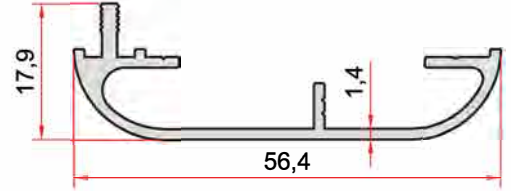
(Joinery Profiles / Israel Series)



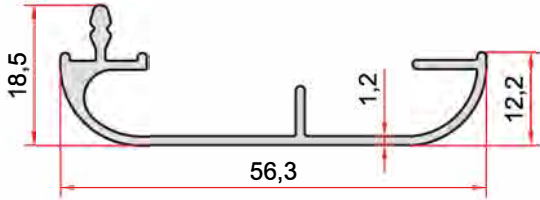
KOD-CODE **TEORİK AĞIRLIK**
THEORETICAL WEIGHT
EP-1107 0,238 Kg/m



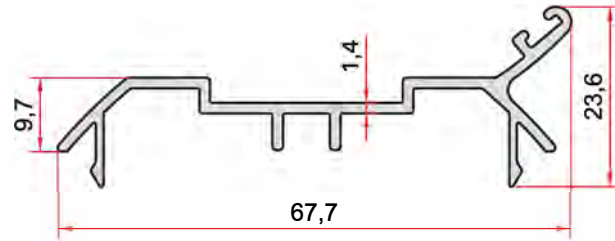
KOD-CODE **TEORİK AĞIRLIK**
THEORETICAL WEIGHT
EP-1030 0,254 Kg/m



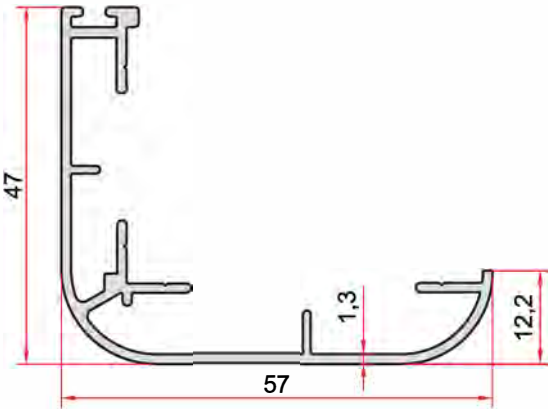
KOD-CODE **TEORİK AĞIRLIK**
THEORETICAL WEIGHT
EP-1106 0,421 Kg/m



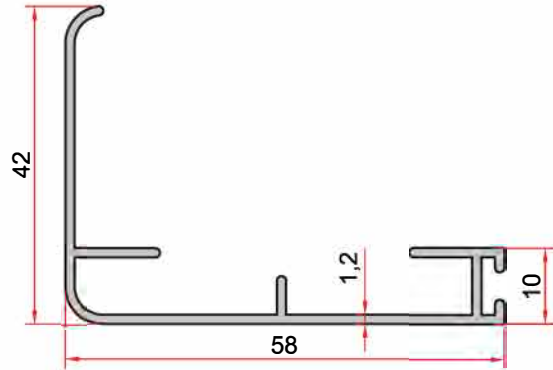
KOD-CODE **TEORİK AĞIRLIK**
THEORETICAL WEIGHT
EP-1038 0,373 Kg/m



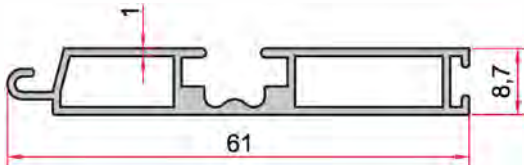
KOD-CODE **TEORİK AĞIRLIK**
THEORETICAL WEIGHT
EP-1034 0,464 Kg/m



KOD-CODE **TEORİK AĞIRLIK**
THEORETICAL WEIGHT
EP-1019 0,588 Kg/m



KOD-CODE **TEORİK AĞIRLIK**
THEORETICAL WEIGHT
EP-1090 0,449 Kg/m



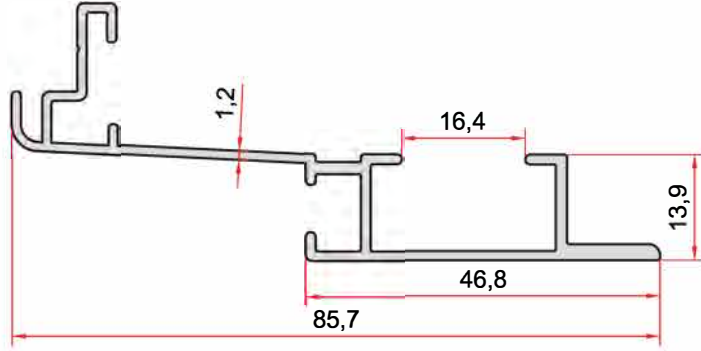
KOD-CODE **TEORİK AĞIRLIK**
THEORETICAL WEIGHT
EP-1093 0,437 Kg/m



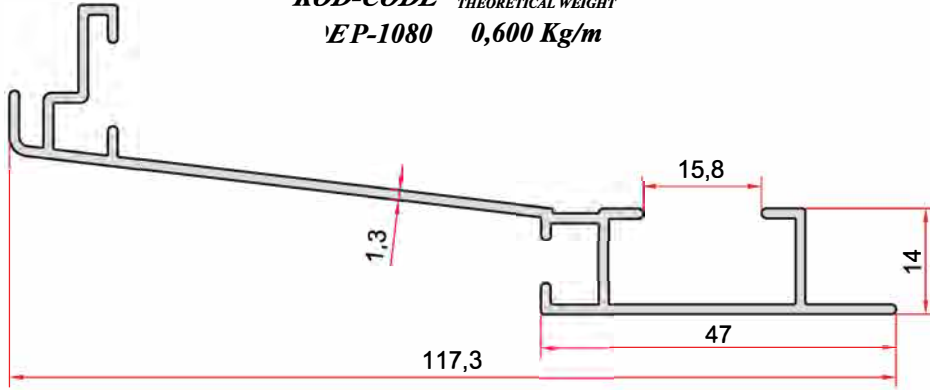
KOD-CODE **TEORİK AĞIRLIK**
THEORETICAL WEIGHT
EP-1015 0,365 Kg/m

Doğrama Profiller / İsrail Serisi

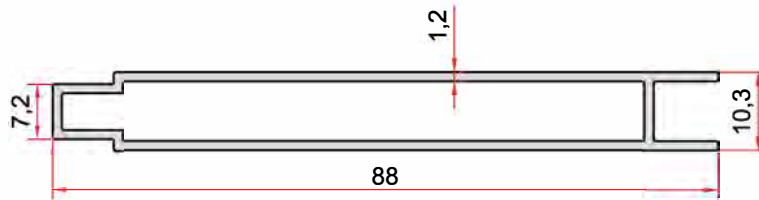
(Joinery Profiles / Israel Series)



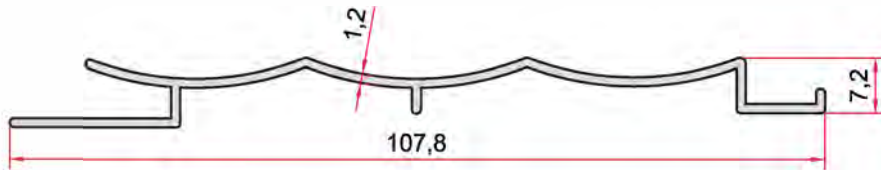
KOD-CODE TEORİK AĞIRLIK
EP-1080 THEORETICAL WEIGHT
0,600 Kg/m



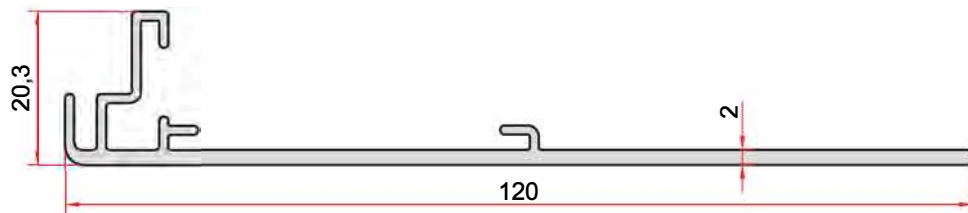
KOD-CODE TEORİK AĞIRLIK
EP-1016 THEORETICAL WEIGHT
0,721 Kg/m



KOD-CODE TEORİK AĞIRLIK
EP-1035 THEORETICAL WEIGHT
0,622 Kg/m

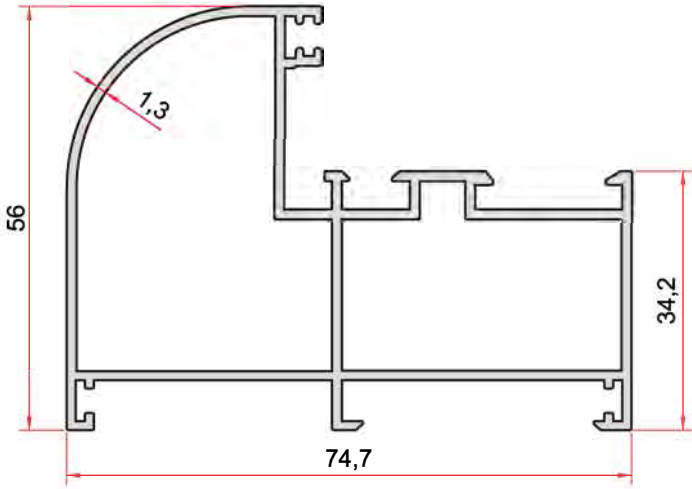


KOD-CODE TEORİK AĞIRLIK
EP-1108 THEORETICAL WEIGHT
0,443 Kg/m

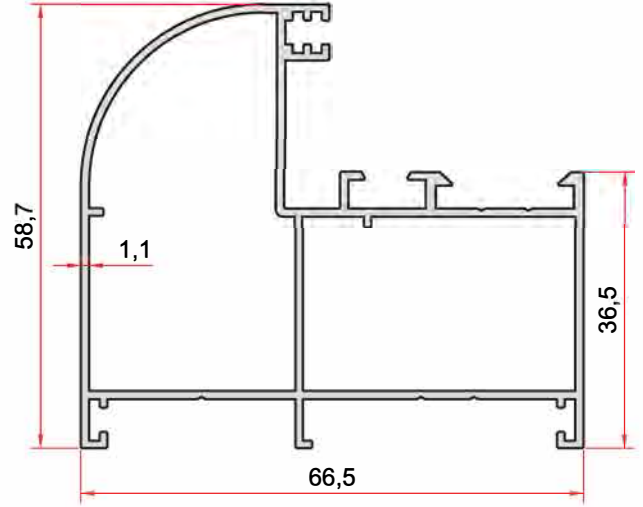


KOD-CODE TEORİK AĞIRLIK
EP-1031 THEORETICAL WEIGHT
0,813 Kg/m

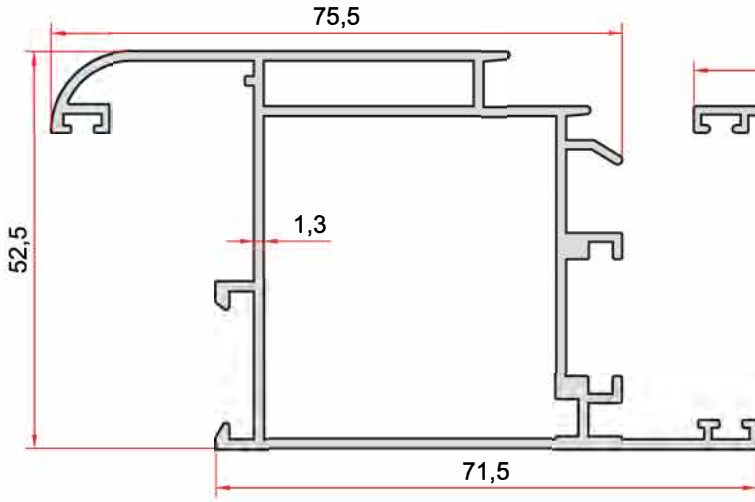
Doğrama Profil / Yalıtımsız Oval S. (Joinery Profiles / Non-insulated Oval Series)



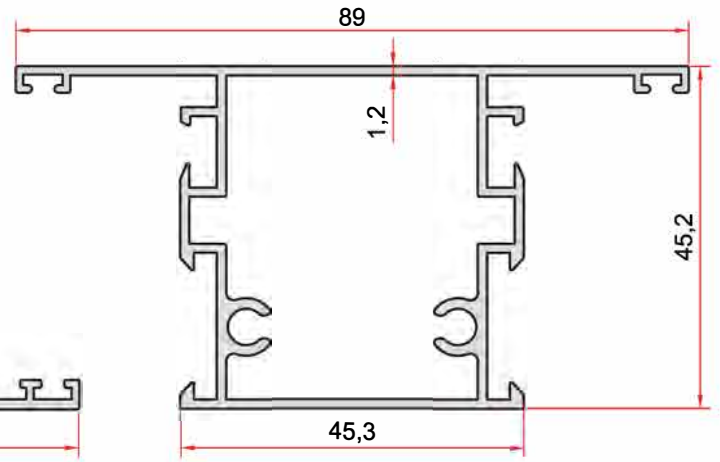
KOD-CODE TEORİK AĞIRLIK
THEORETICAL WEIGHT
EP-1119 1,129 Kg/m



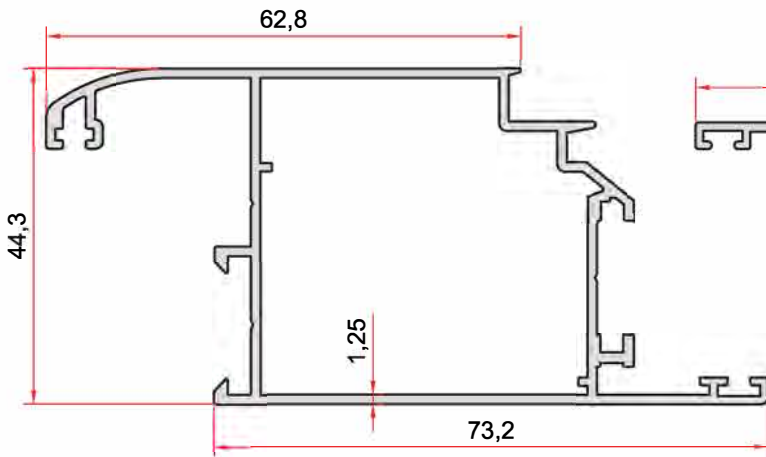
KOD-CODE TEORİK AĞIRLIK
THEORETICAL WEIGHT
EP-1129 0,937 Kg/m



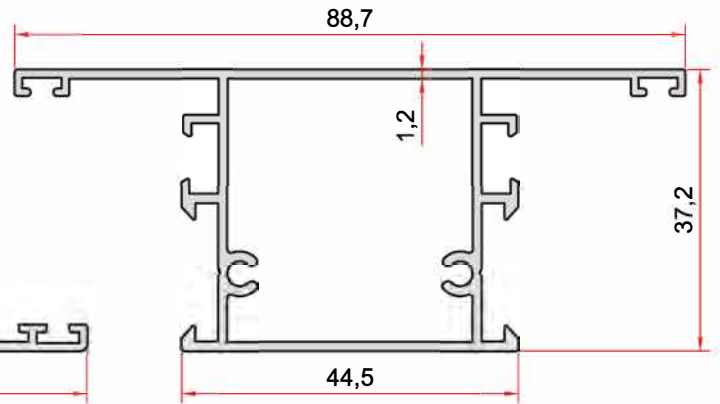
KOD-CODE TEORİK AĞIRLIK
THEORETICAL WEIGHT
EP-1121 1,199 Kg/m



KOD-CODE TEORİK AĞIRLIK
THEORETICAL WEIGHT
EP-1153 0,994 Kg/m

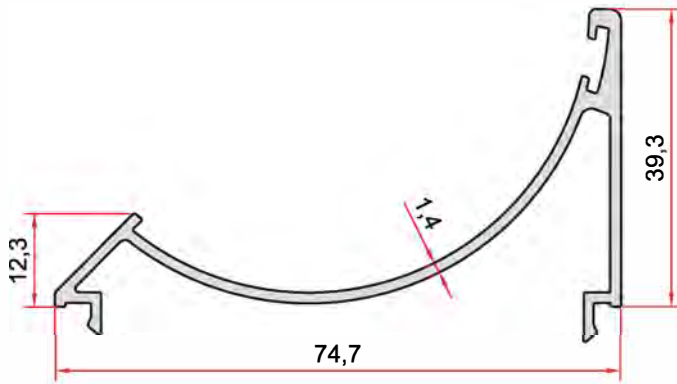


KOD-CODE TEORİK AĞIRLIK
THEORETICAL WEIGHT
EP-1130 0,961 Kg/m

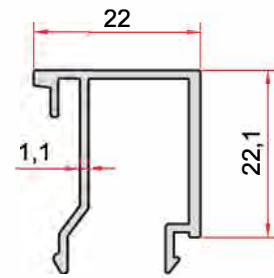


KOD-CODE TEORİK AĞIRLIK
THEORETICAL WEIGHT
EP-1132 0,859 Kg/m

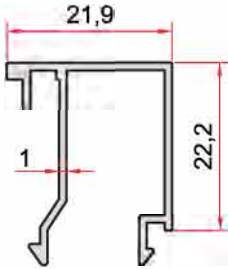
Doğrama Profil / Yalıtımsız Oval S. (Joinery Profiles / Non-insulated Oval Series)



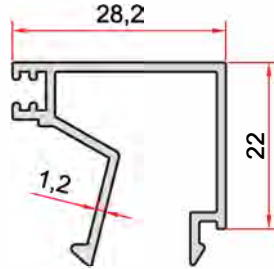
KOD-CODE *TEORİK AĞIRLIK*
THEORETICAL WEIGHT
EP-1202 0,621 Kg/m



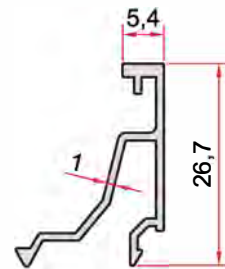
KOD-CODE *TEORİK AĞIRLIK*
THEORETICAL WEIGHT
EP-1120 0,278 Kg/m



KOD-CODE *TEORİK AĞIRLIK*
THEORETICAL WEIGHT
EP-1131 0,240 Kg/m

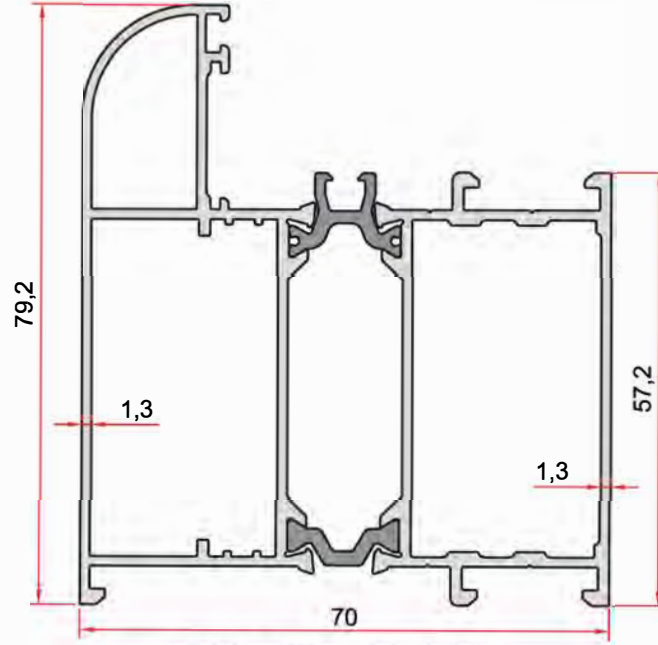


KOD-CODE *TEORİK AĞIRLIK*
THEORETICAL WEIGHT
EP-1145 0,324 Kg/m

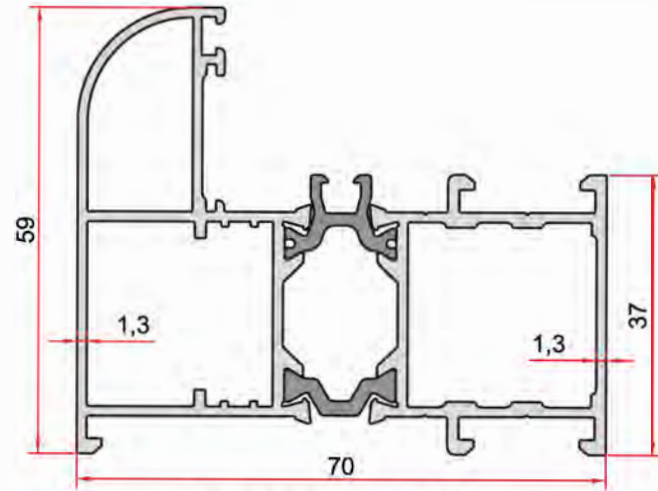


KOD-CODE *TEORİK AĞIRLIK*
THEORETICAL WEIGHT
EP-1133 0,189 Kg/m

Doğrama Profil / Yalıtımsız Oval S.
(Joinery Profiles / Non-insulated Oval Series)



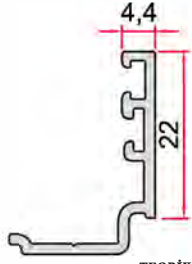
KOD-CODE TEORİK AĞIRLIK
THEORETICAL WEIGHT
EPAT-7002-13 1,757 Kg/m



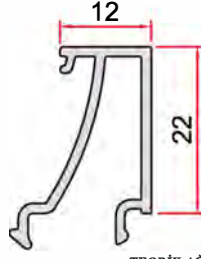
KOD-CODE TEORİK AĞIRLIK
THEORETICAL WEIGHT
EPAT-7001-13 1,473 Kg/m

Doğrama Profilleri

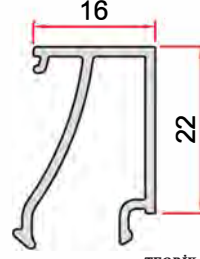
Yalıtımlı Oval Seri



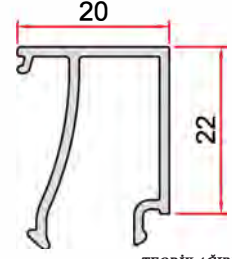
KOD-CODE TEORİK AĞIRLIK
THEORETICAL WEIGHT
EPCC-1044-15 0,212 Kg/m



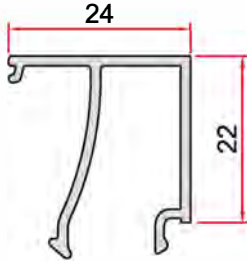
KOD-CODE TEORİK AĞIRLIK
THEORETICAL WEIGHT
EPCC-1120-13 0,254 Kg/m



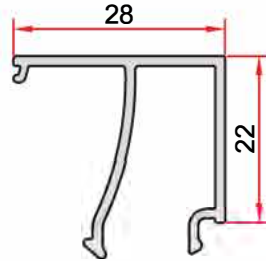
KOD-CODE TEORİK AĞIRLIK
THEORETICAL WEIGHT
EPCC-1160-13 0,260 Kg/m



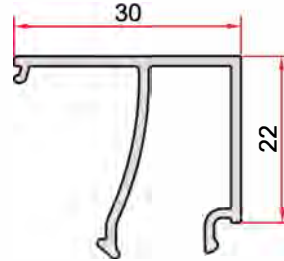
KOD-CODE TEORİK AĞIRLIK
THEORETICAL WEIGHT
EPCC-1200-13 0,270 Kg/m



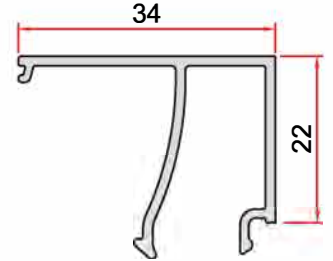
KOD-CODE TEORİK AĞIRLIK
THEORETICAL WEIGHT
EPCC-1240-13 0,285 Kg/m



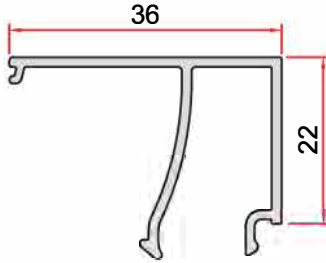
KOD-CODE TEORİK AĞIRLIK
THEORETICAL WEIGHT
EPCC-1180-13 0,300 Kg/m



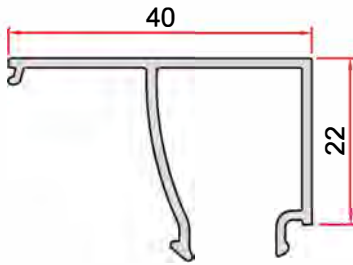
KOD-CODE TEORİK AĞIRLIK
THEORETICAL WEIGHT
EPCC-1300-13 0,305 Kg/m



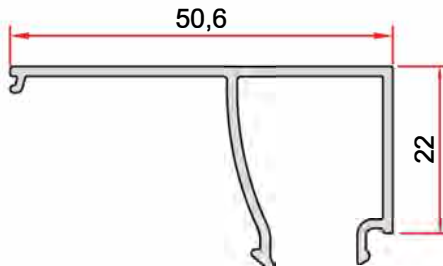
KOD-CODE TEORİK AĞIRLIK
THEORETICAL WEIGHT
EPCC-1340-13 0,320 Kg/m



KOD-CODE TEORİK AĞIRLIK
THEORETICAL WEIGHT
EPCC-1360-13 0,327 Kg/m



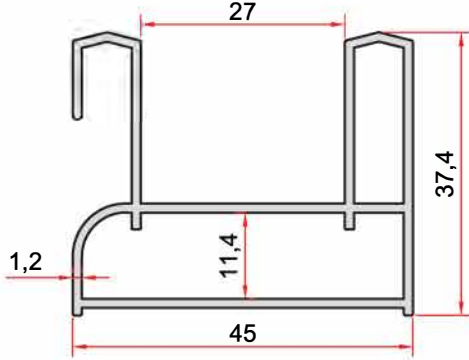
KOD-CODE TEORİK AĞIRLIK
THEORETICAL WEIGHT
EPCC-1400-13 0,341 Kg/m



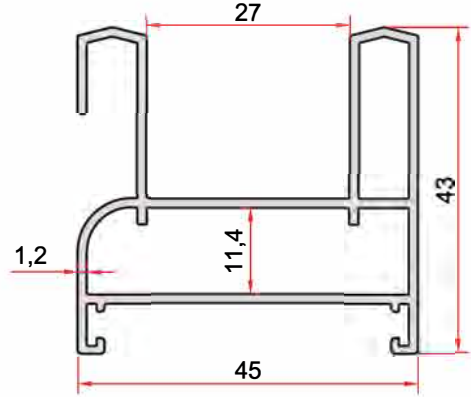
KOD-CODE TEORİK AĞIRLIK
THEORETICAL WEIGHT
EPCC-1506-13 0,378 Kg/m

CAM ÖLÇÜSÜ	PROFİL KOD-CODE	FİTİL KOD	
8 mm	EPCC-1400-13	AC1-02	AC2-03
10 mm	EPCC-1400-13	AC1-02	AC2-01
12 mm	EPCC-1360-13	AC1-02	AC2-03
16 mm	EPCC-1340-13	AC1-02	AC2-01
20 mm	EPCC-1280-13	AC1-02	AC2-03
22 mm	EPCC-1280-13	AC1-02	AC2-01
24 mm	EPCC-1240-13	AC1-02	AC2-03
26 mm	EPCC-1240-13	AC1-02	AC2-01
30 mm	EPCC-1200-13	AC1-02	AC2-03
32 mm	EPCC-1200-13	AC1-02	AC2-01
34 mm	EPCC-1160-13	AC1-02	AC2-03
36 mm	EPCC-1160-13	AC1-02	AC2-01
38 mm	EPCC-1120-13	AC1-02	AC2-03
40 mm	EPCC-1120-13	AC1-02	AC2-01
48 mm	EPCC-1144-13	AC1-02	AC2-01
50 mm	EPCC-1144-13	AC1-02	AC2-01

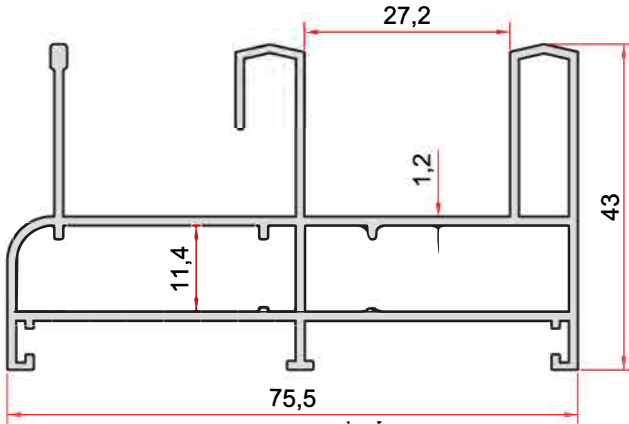
Doğrama Profil / Yalıtımsız Sürme S. (Joinery Profiles / Non-insulated Sliding Series)



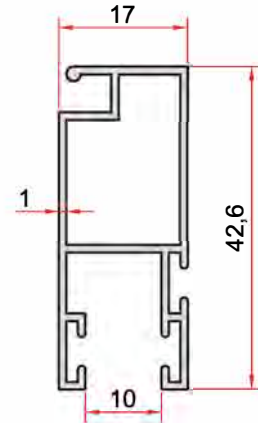
KOD-CODE TEORİK AĞIRLIK
THEORETICAL WEIGHT
EP-1123 0,664 Kg/m



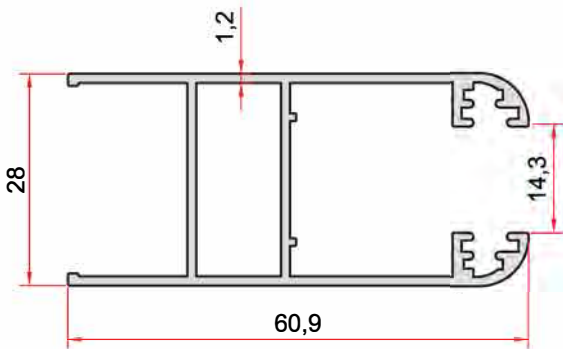
KOD-CODE TEORİK AĞIRLIK
THEORETICAL WEIGHT
EP-1191 0,723 Kg/m



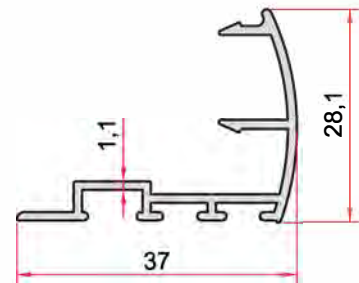
KOD-CODE TEORİK AĞIRLIK
THEORETICAL WEIGHT
EP-1065 1,069 Kg/m



KOD-CODE TEORİK AĞIRLIK
THEORETICAL WEIGHT
EP-1066 0,389 Kg/m



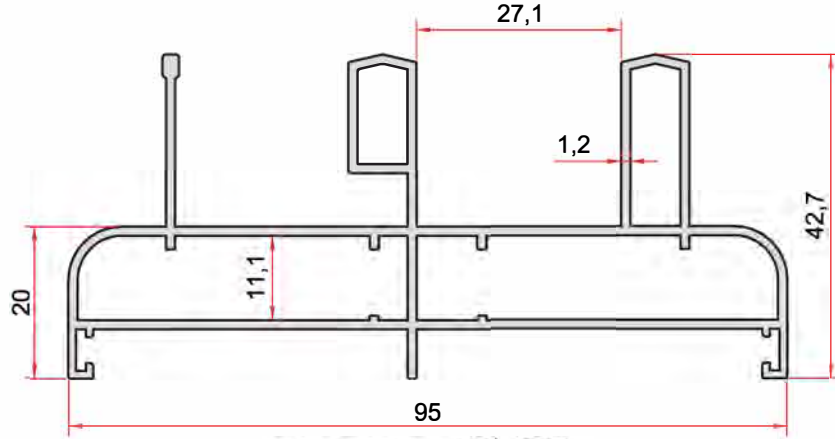
KOD-CODE TEORİK AĞIRLIK
THEORETICAL WEIGHT
EP-1067 0,680 Kg/m



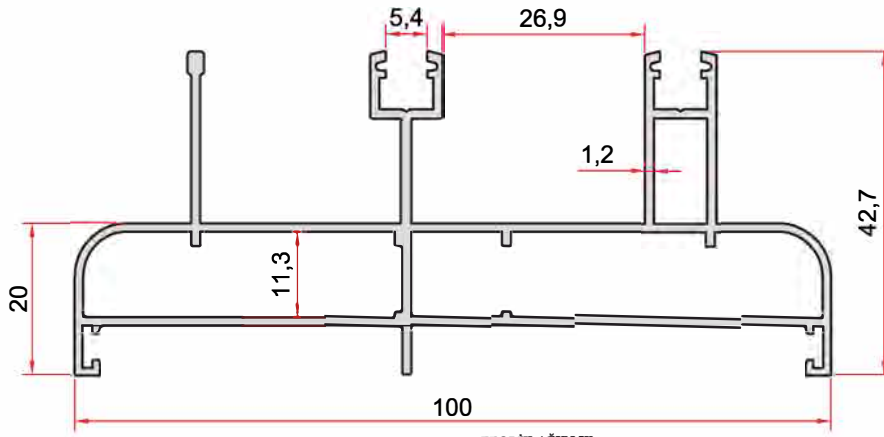
KOD-CODE TEORİK AĞIRLIK
THEORETICAL WEIGHT
EP-1068 0,286 Kg/m

Doğrama Profil / Yalıtımsız Sürme S.

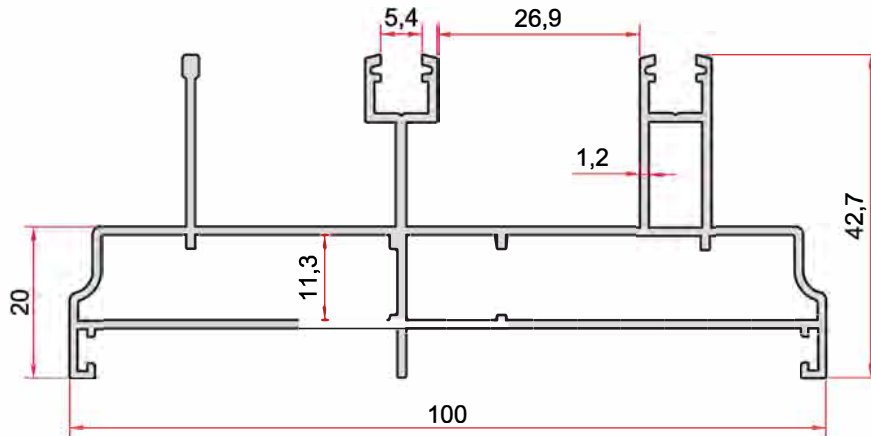
(Joinery Profiles / Non-insulated Sliding Series)



KOD-CODE TEORİK AĞIRLIK
EP-1134 THEORETICAL WEIGHT
1,218 Kg/m

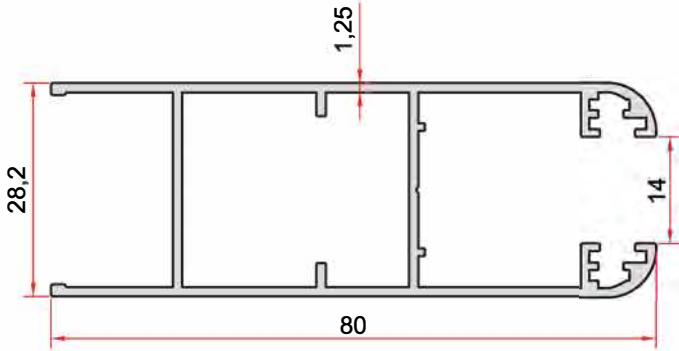


KOD-CODE TEORİK AĞIRLIK
EP-1138 THEORETICAL WEIGHT
1,182 Kg/m

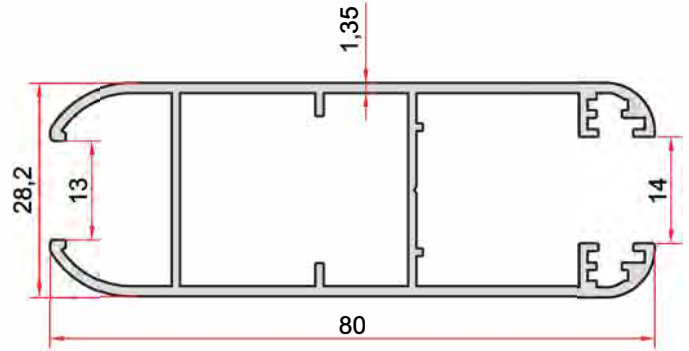


KOD-CODE TEORİK AĞIRLIK
EP-1139 THEORETICAL WEIGHT
1,188 Kg/m

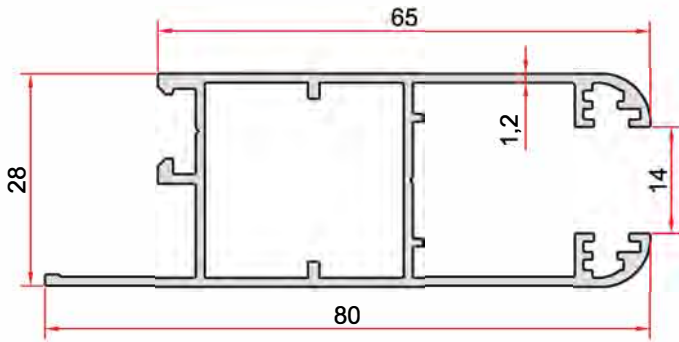
Doğrama Profil / Yalıtımsız Sürme S. (Joinery Profiles / Non-insulated Sliding Series)



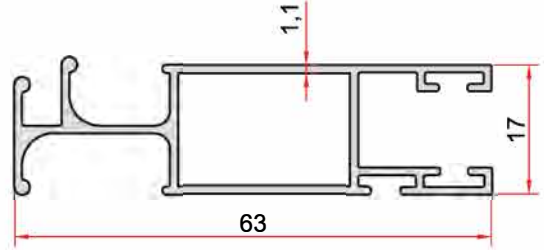
KOD-CODE *TEORİK AĞIRLIK*
THEORETICAL WEIGHT
EP-1135 **0,848 Kg/m**



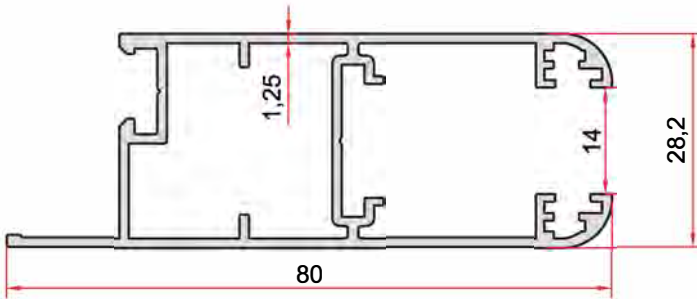
KOD-CODE *TEORİK AĞIRLIK*
THEORETICAL WEIGHT
EP-1136 **0,880 Kg/m**



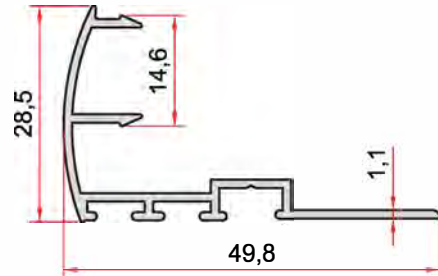
KOD-CODE *TEORİK AĞIRLIK*
THEORETICAL WEIGHT
EP-1204 **0,810 Kg/m**



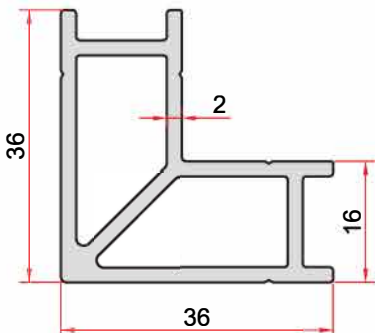
KOD-CODE *TEORİK AĞIRLIK*
THEORETICAL WEIGHT
EP-1311 **0,548 Kg/m**



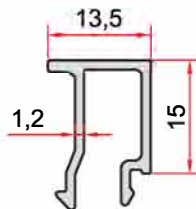
KOD-CODE *TEORİK AĞIRLIK*
THEORETICAL WEIGHT
EP-7026 **0,880 Kg/m**



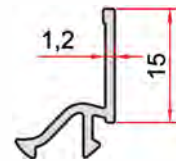
KOD-CODE *TEORİK AĞIRLIK*
THEORETICAL WEIGHT
EP-1137 **0,324 Kg/m**



KOD-CODE *TEORİK AĞIRLIK*
THEORETICAL WEIGHT
EP-1160 **0,831 Kg/m**



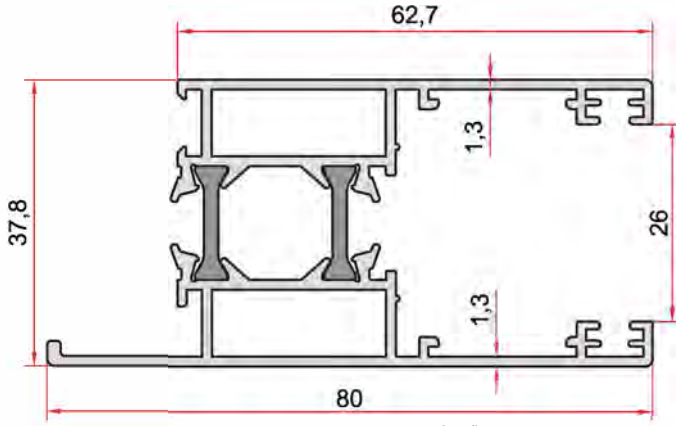
KOD-CODE *TEORİK AĞIRLIK*
THEORETICAL WEIGHT
EP-1205 **0,181 Kg/m**



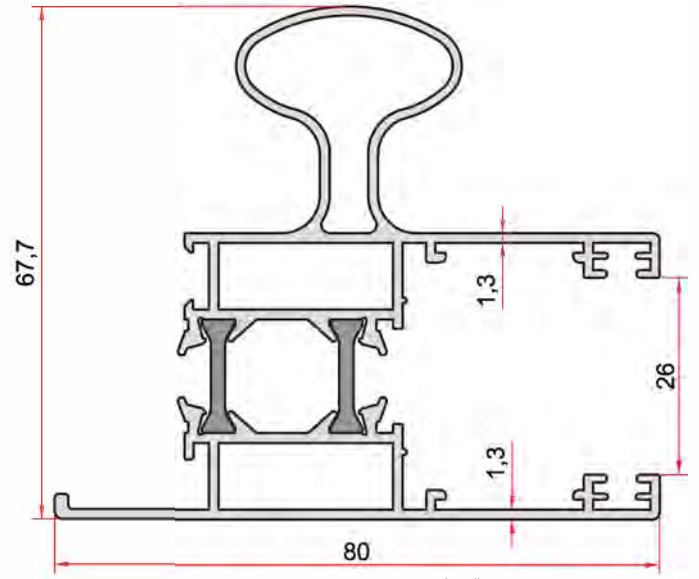
KOD-CODE *TEORİK AĞIRLIK*
THEORETICAL WEIGHT
EP-1206 **0,119 Kg/m**

Doğrama Profil / Yalıtımlı Sürme S.

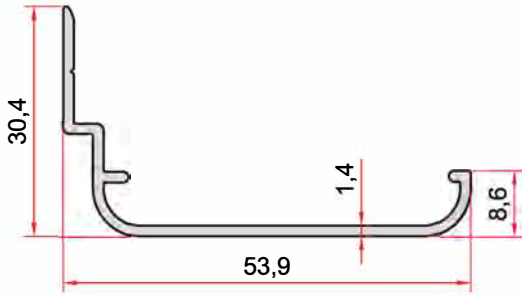
(Joinery Profiles / Insulated Sliding Series)



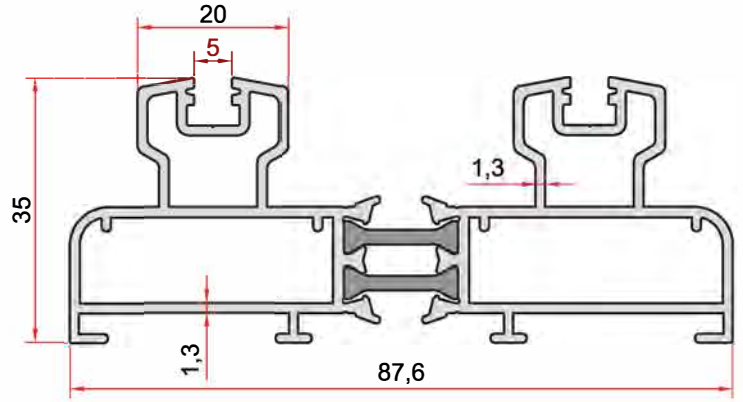
KOD-CODE *TEORİK AĞIRLIK*
THEORETICAL WEIGHT
EPSS-203-13 1,239 Kg/m



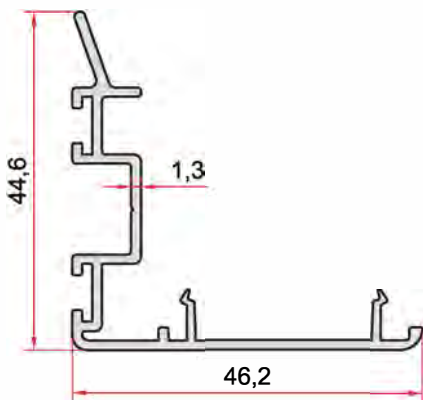
KOD-CODE *TEORİK AĞIRLIK*
THEORETICAL WEIGHT
EPSS-204-13 1,556 Kg/m



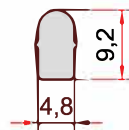
KOD-CODE *TEORİK AĞIRLIK*
THEORETICAL WEIGHT
EPSS-403-14 0,335 Kg/m



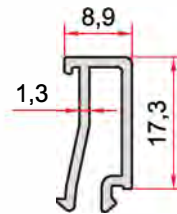
KOD-CODE *TEORİK AĞIRLIK*
THEORETICAL WEIGHT
EPSS-103-13 1,529 Kg/m



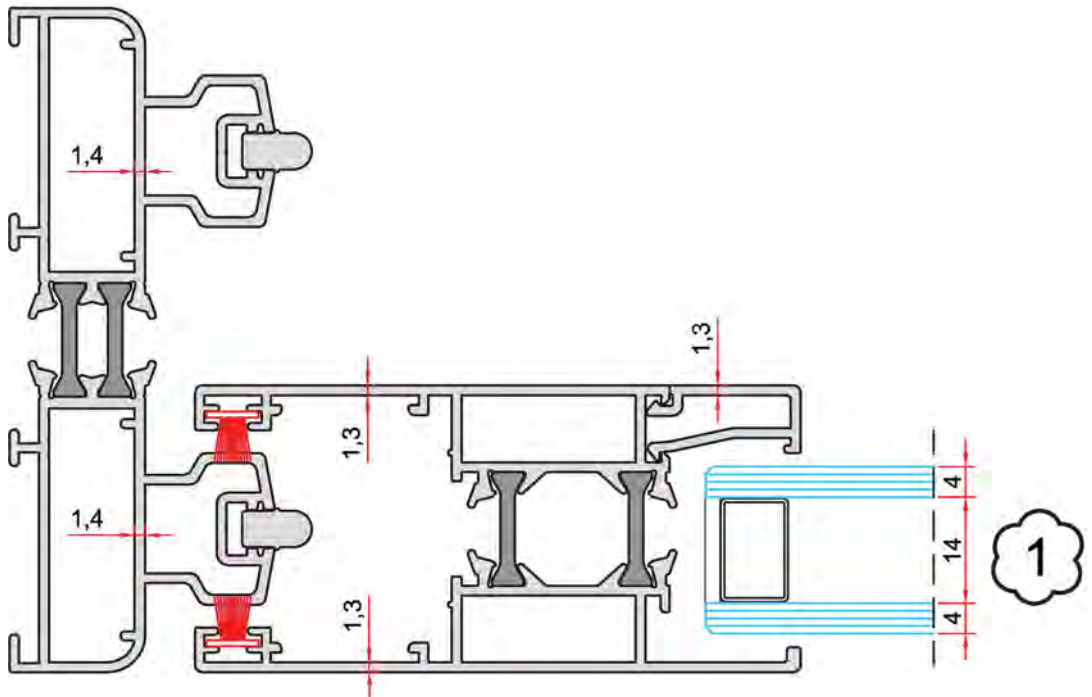
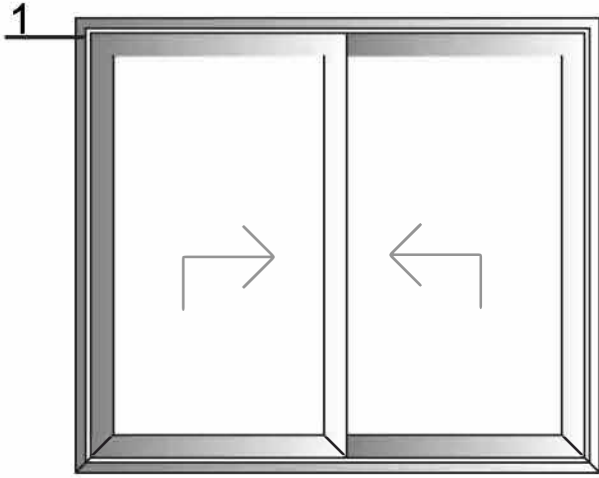
KOD-CODE *TEORİK AĞIRLIK*
THEORETICAL WEIGHT
EPSS-404-13 0,468 Kg/m



KOD-CODE *TEORİK AĞIRLIK*
THEORETICAL WEIGHT
EPSS-502-00 0,113 Kg/m

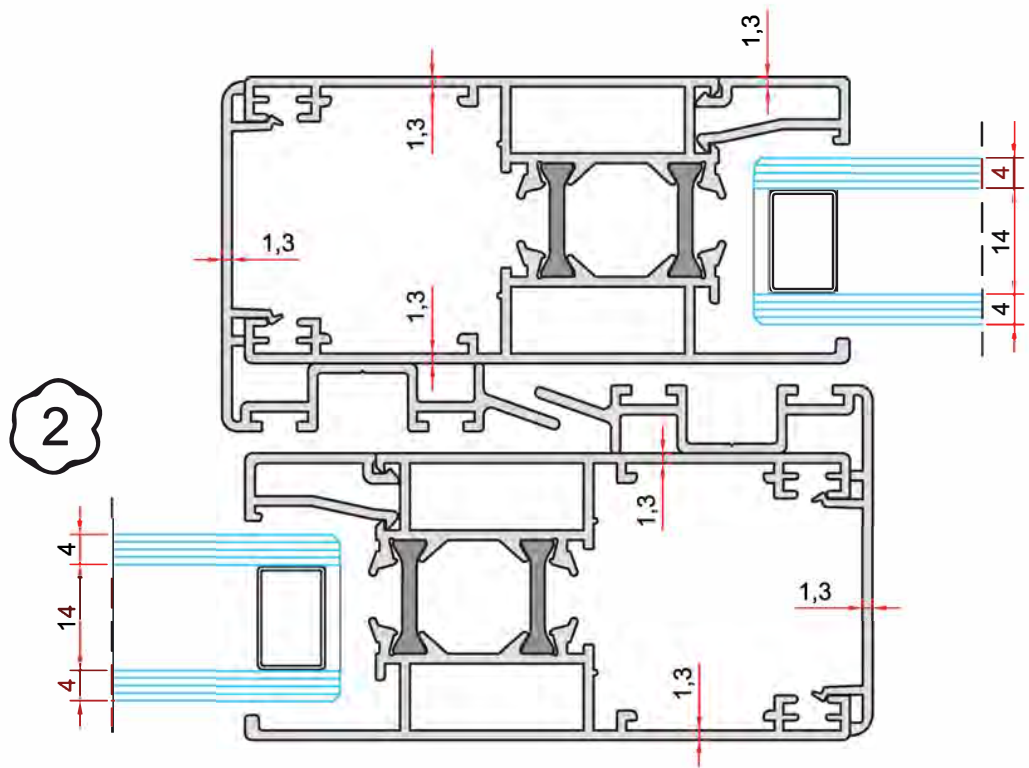
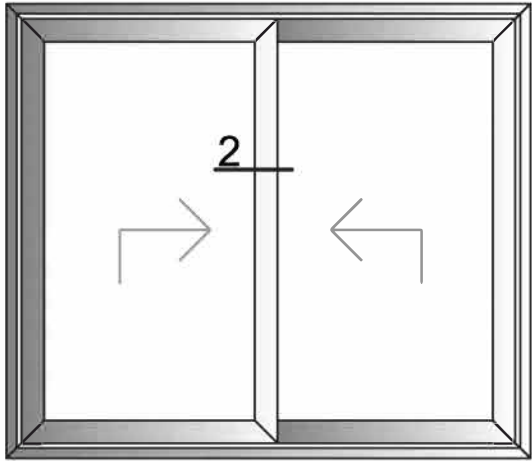


KOD-CODE *TEORİK AĞIRLIK*
THEORETICAL WEIGHT
EPSS-303-13 0,179 Kg/m

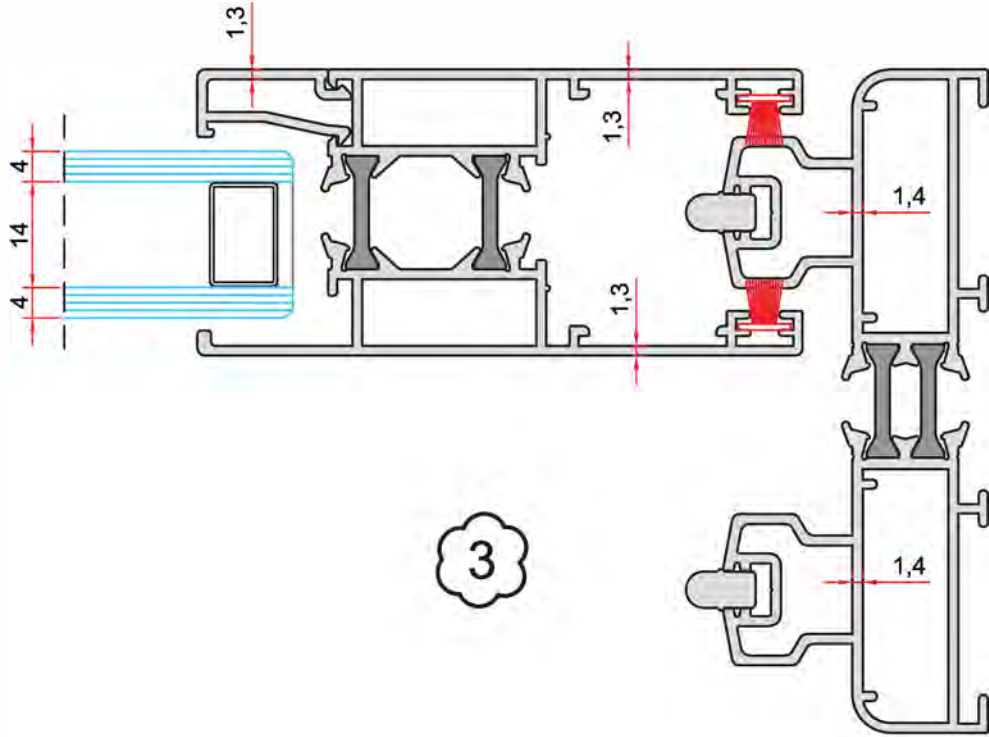
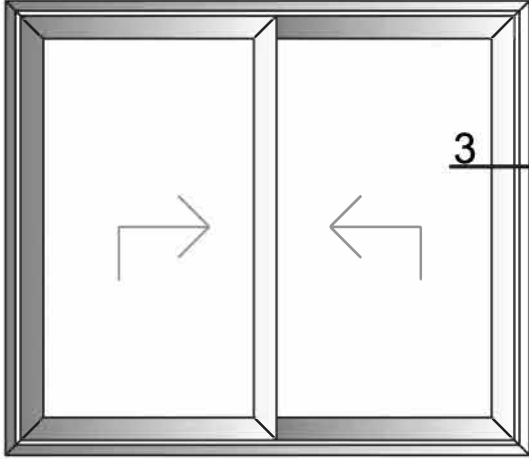


Doğrama Profil / Yalıtımlı Sürme S.

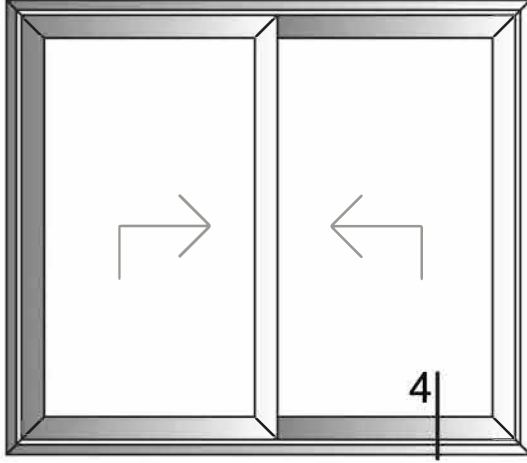
(Joinery Profiles / Insulated Sliding Series)



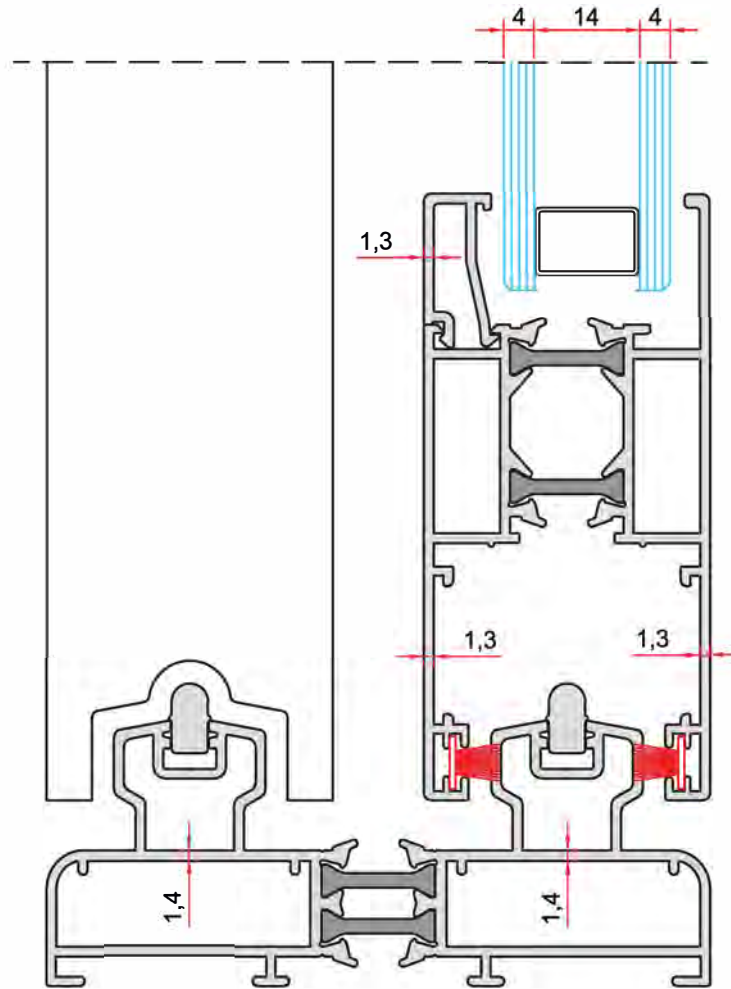
Doğrama Profil / Yalıtımlı Sürme S.
(Joinery Profiles / Insulated Sliding Series)



Doğrama Profil / Yalıtımlı Sürme S. (Joinery Profiles / Insulated Sliding Series)

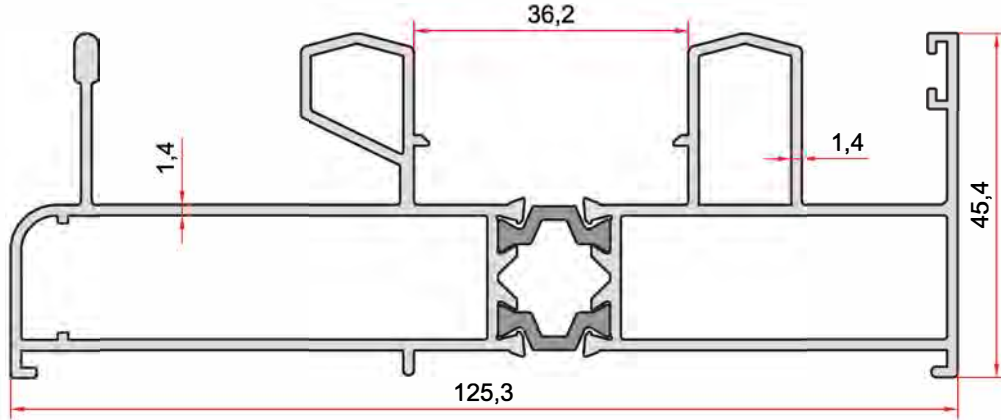


4

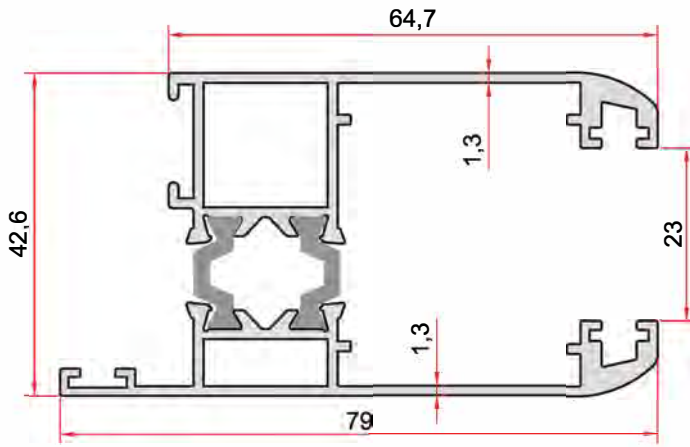


Doğrama Profil / Yalıtımlı Sürme S.

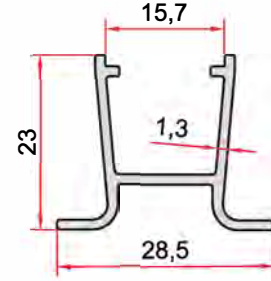
(Joinery Profiles / Insulated Sliding Series)



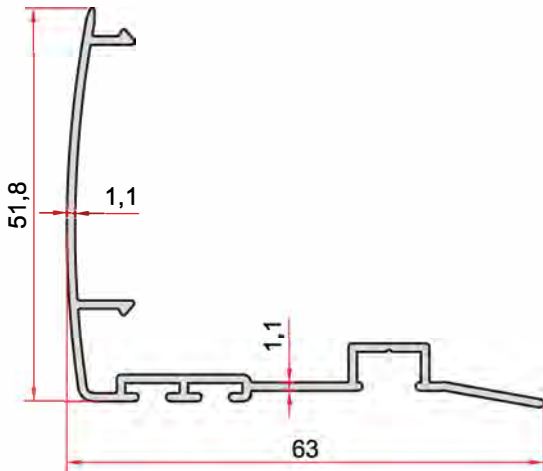
KOD-CODE TEORİK AĞIRLIK
THEORETICAL WEIGHT
EPSS-101-14 **2,054 Kg/m**



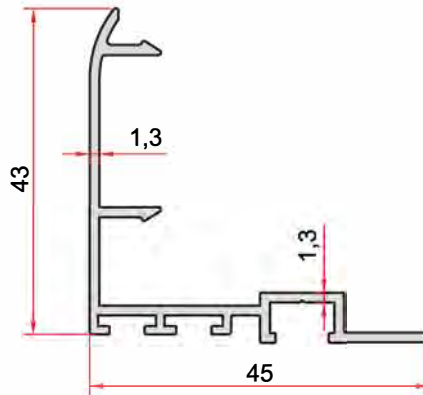
KOD-CODE TEORİK AĞIRLIK
THEORETICAL WEIGHT
EPSS-201-13 **1,341 Kg/m**



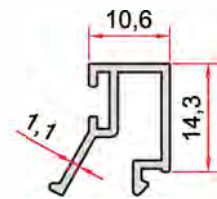
KOD-CODE TEORİK AĞIRLIK
THEORETICAL WEIGHT
EPSS-501-13 **0,262 Kg/m**



KOD-CODE TEORİK AĞIRLIK
THEORETICAL WEIGHT
EPKS-4514-11 **0,448 Kg/m**



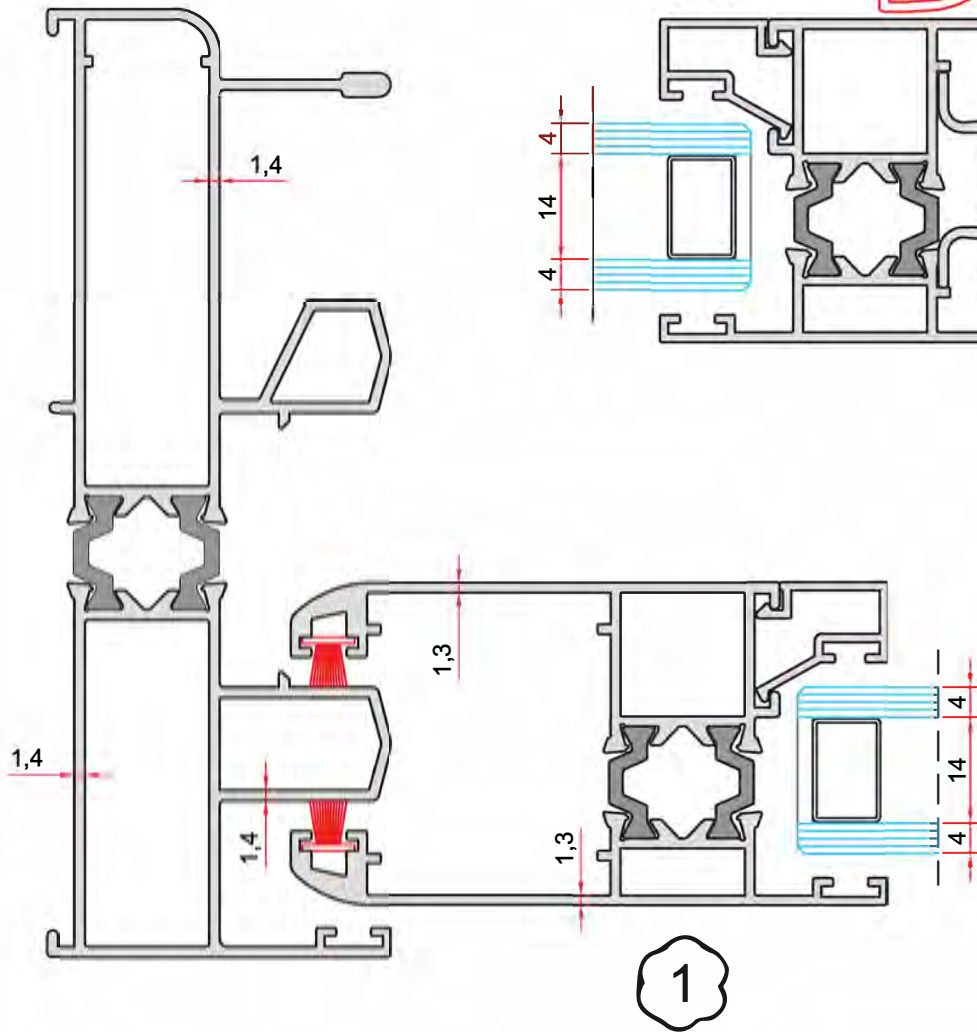
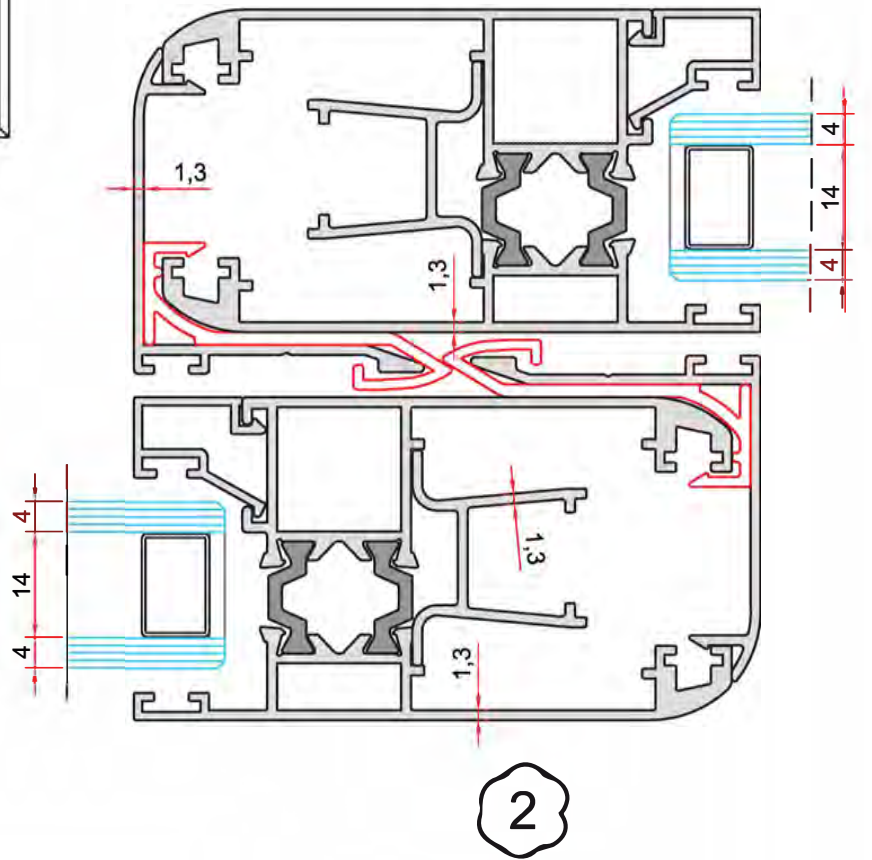
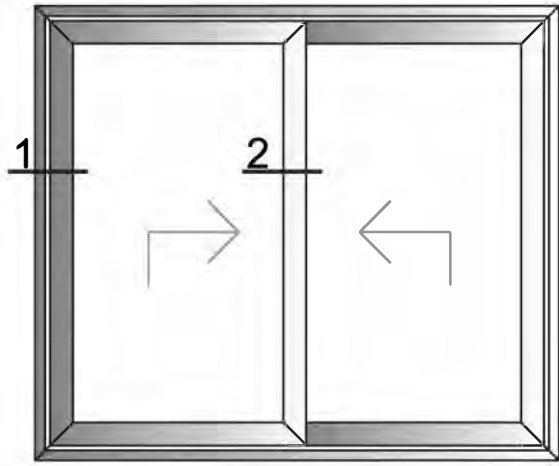
KOD-CODE TEORİK AĞIRLIK
THEORETICAL WEIGHT
EPSS-401-13 **0,432 Kg/m**



KOD-CODE TEORİK AĞIRLIK
THEORETICAL WEIGHT
EPSS-301-11 **0,165 Kg/m**

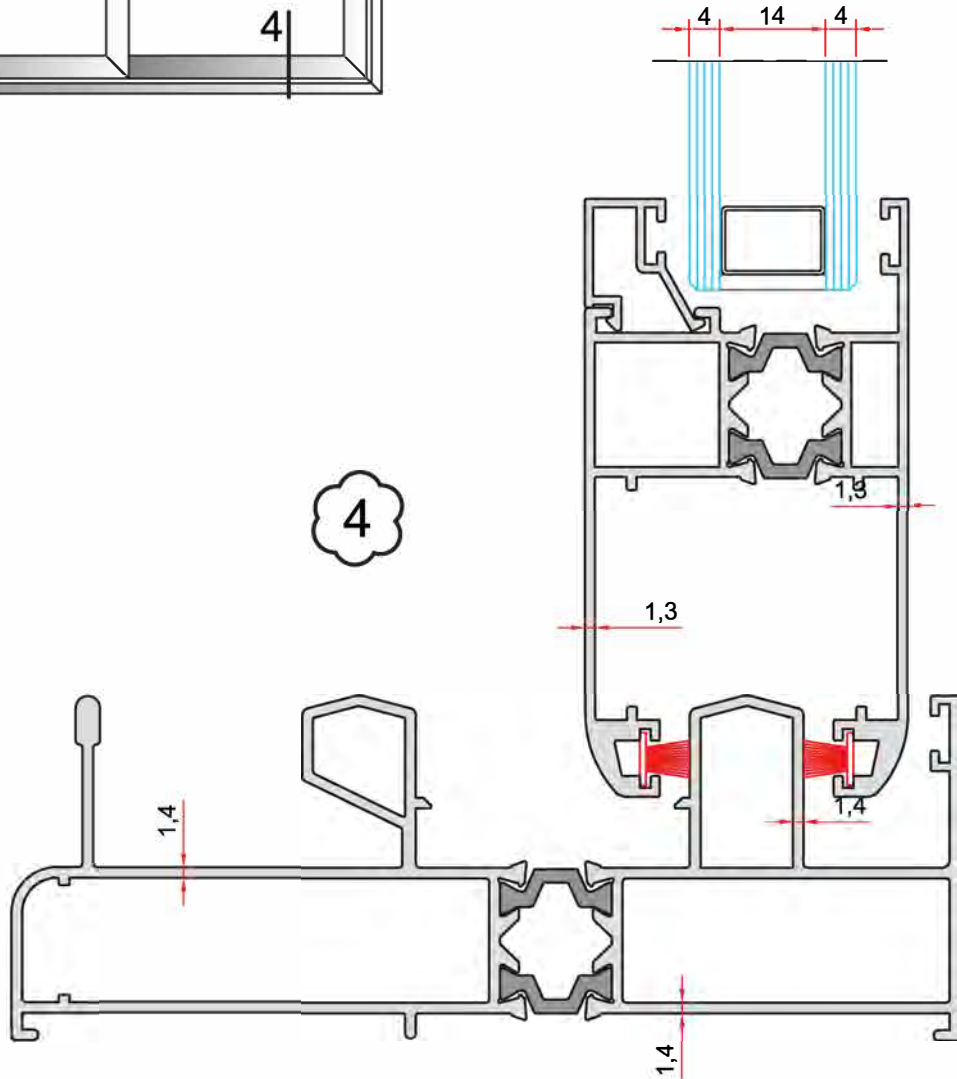
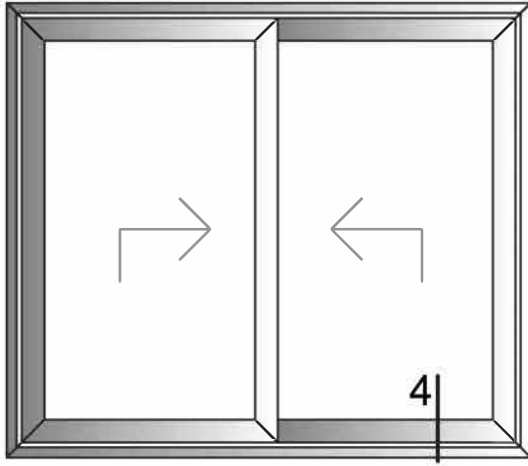
Doğrama Profil / Yalıtımlı Sürme S.

(Joinery Profiles / Insulated Sliding Series)



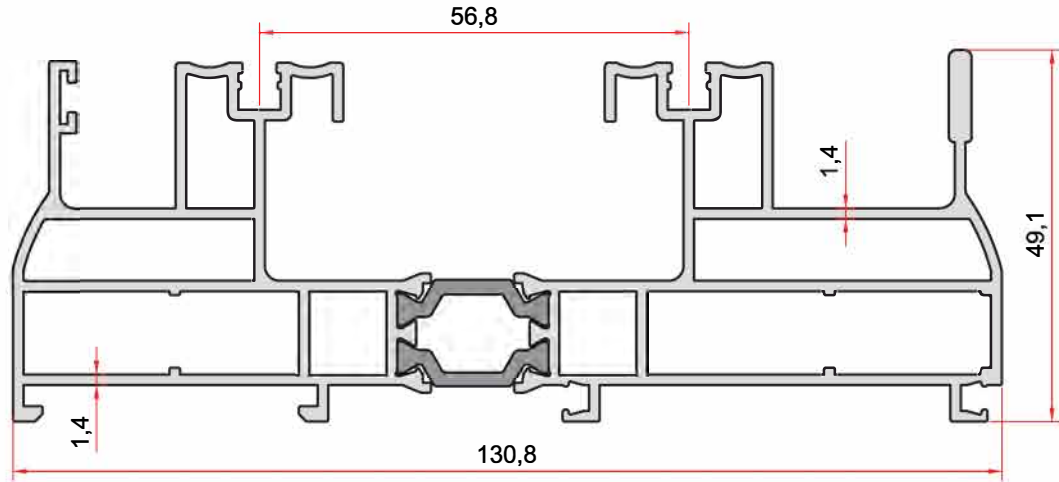
Doğrama Profil / Yalıtımlı Sürme S.

(Joinery Profiles / Insulated Sliding Series)

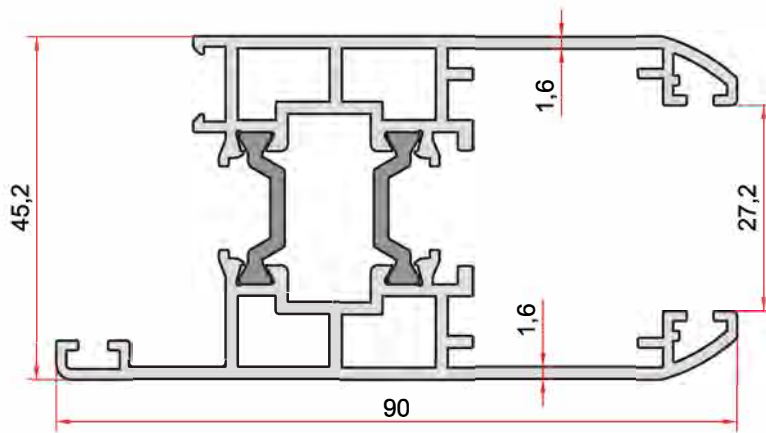


Doğrama Profil / Yalıtımlı Sürme S.

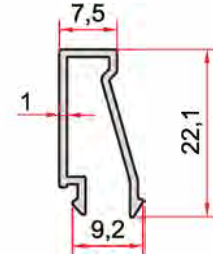
(Joinery Profiles / Insulated Sliding Series)



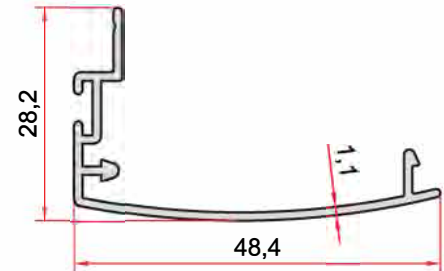
KOD-CODE TEORİK AĞIRLIK
THEORETICAL WEIGHT
EPSS-102-14 2,678 Kg/m



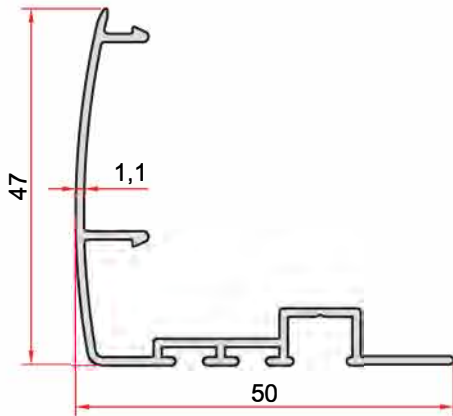
KOD-CODE TEORİK AĞIRLIK
THEORETICAL WEIGHT
EPSS-202-16 1,786 Kg/m



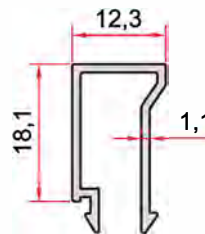
KOD-CODE TEORİK AĞIRLIK
THEORETICAL WEIGHT
EPSS-602-10 0,145 Kg/m



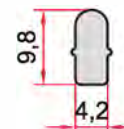
KOD-CODE TEORİK AĞIRLIK
THEORETICAL WEIGHT
EPSS-402-11 0,289 Kg/m



KOD-CODE TEORİK AĞIRLIK
THEORETICAL WEIGHT
EPSS-602-11 0,402 Kg/m



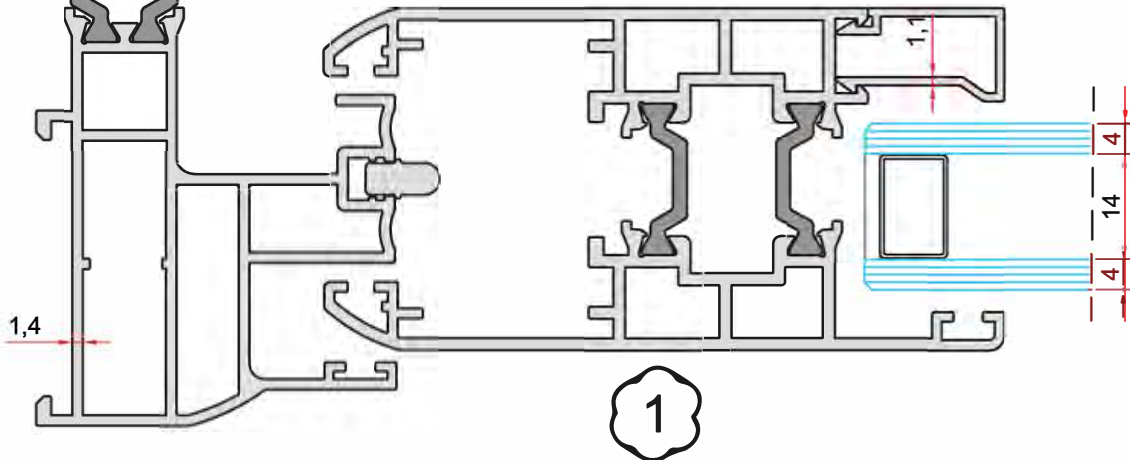
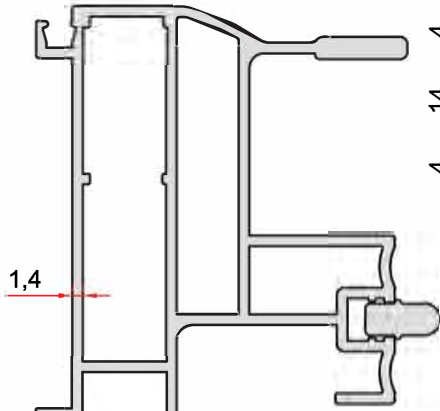
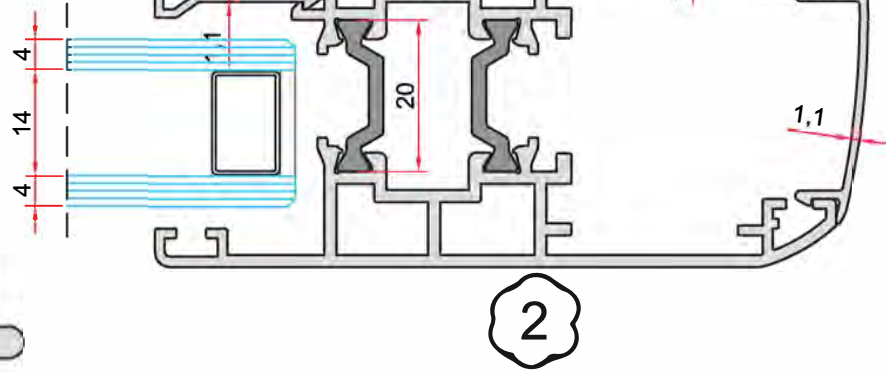
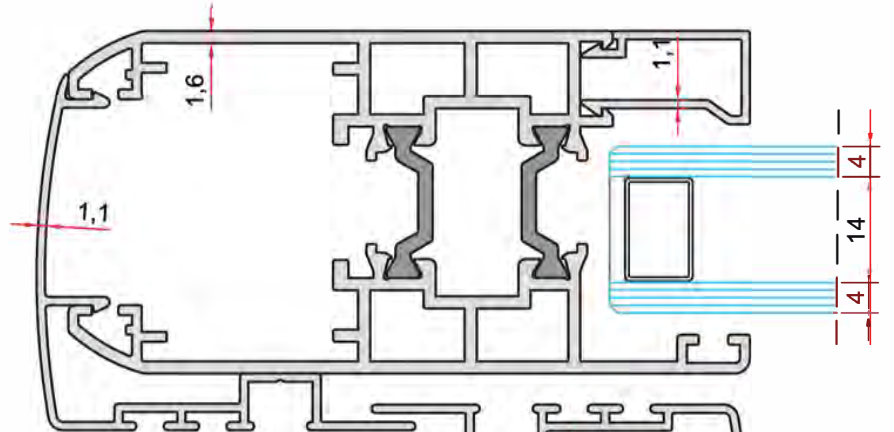
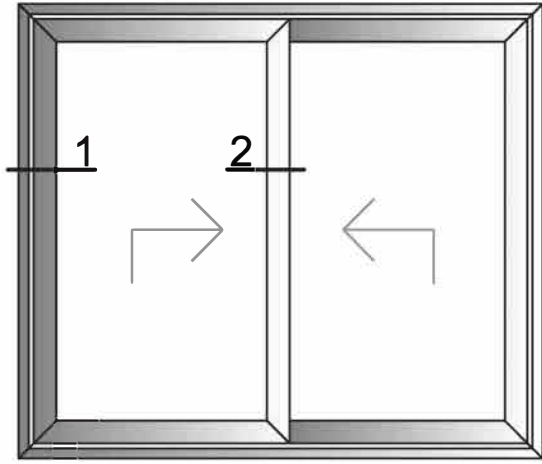
KOD-CODE TEORİK AĞIRLIK
THEORETICAL WEIGHT
EPSS-302-11 0,176 Kg/m



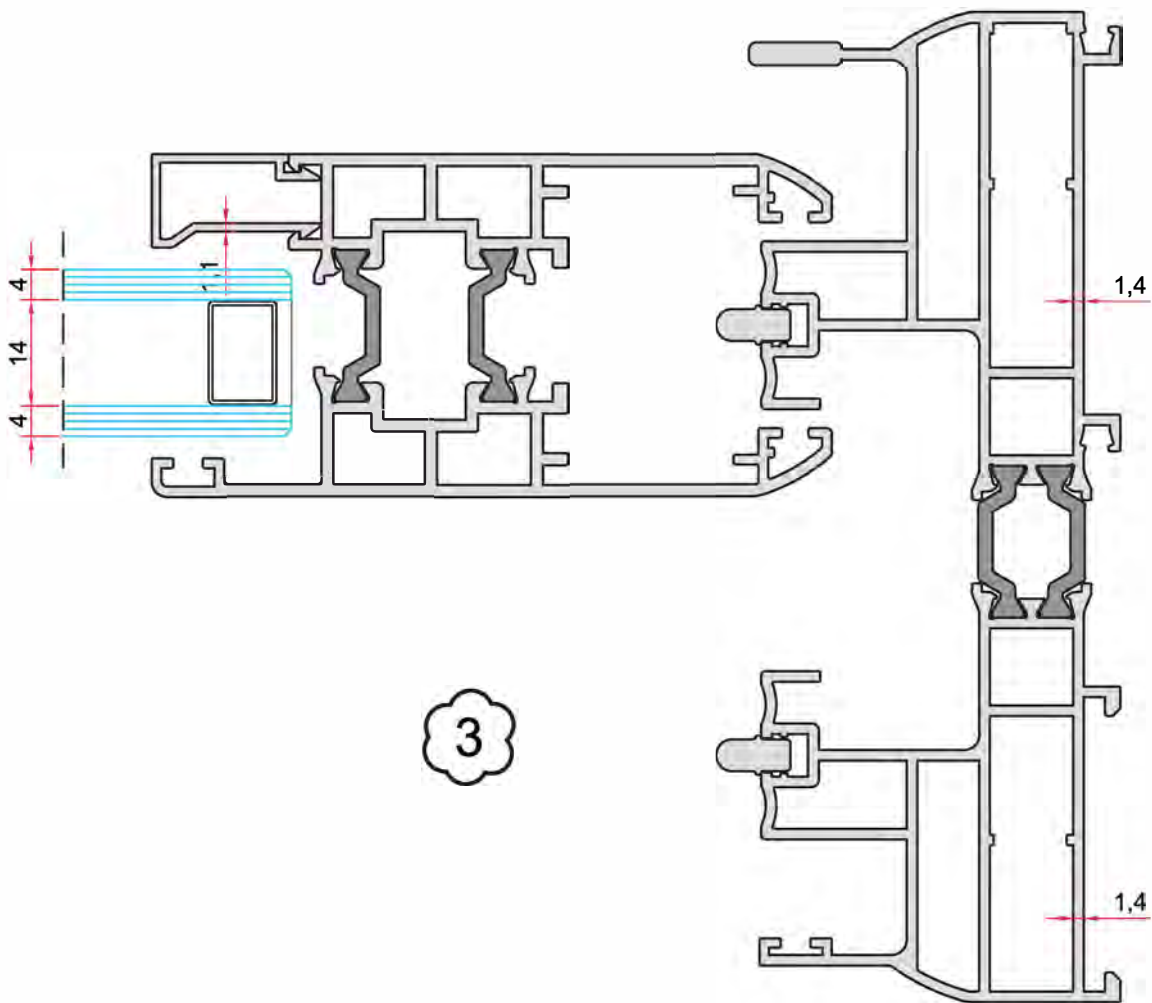
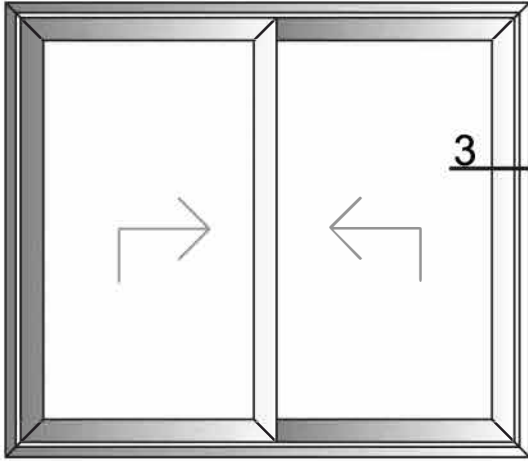
KOD-CODE TEORİK AĞIRLIK
THEORETICAL WEIGHT
EPSS-501-00 0,108 Kg/m

Doğrama Profil / Yalıtımlı Sürme S.

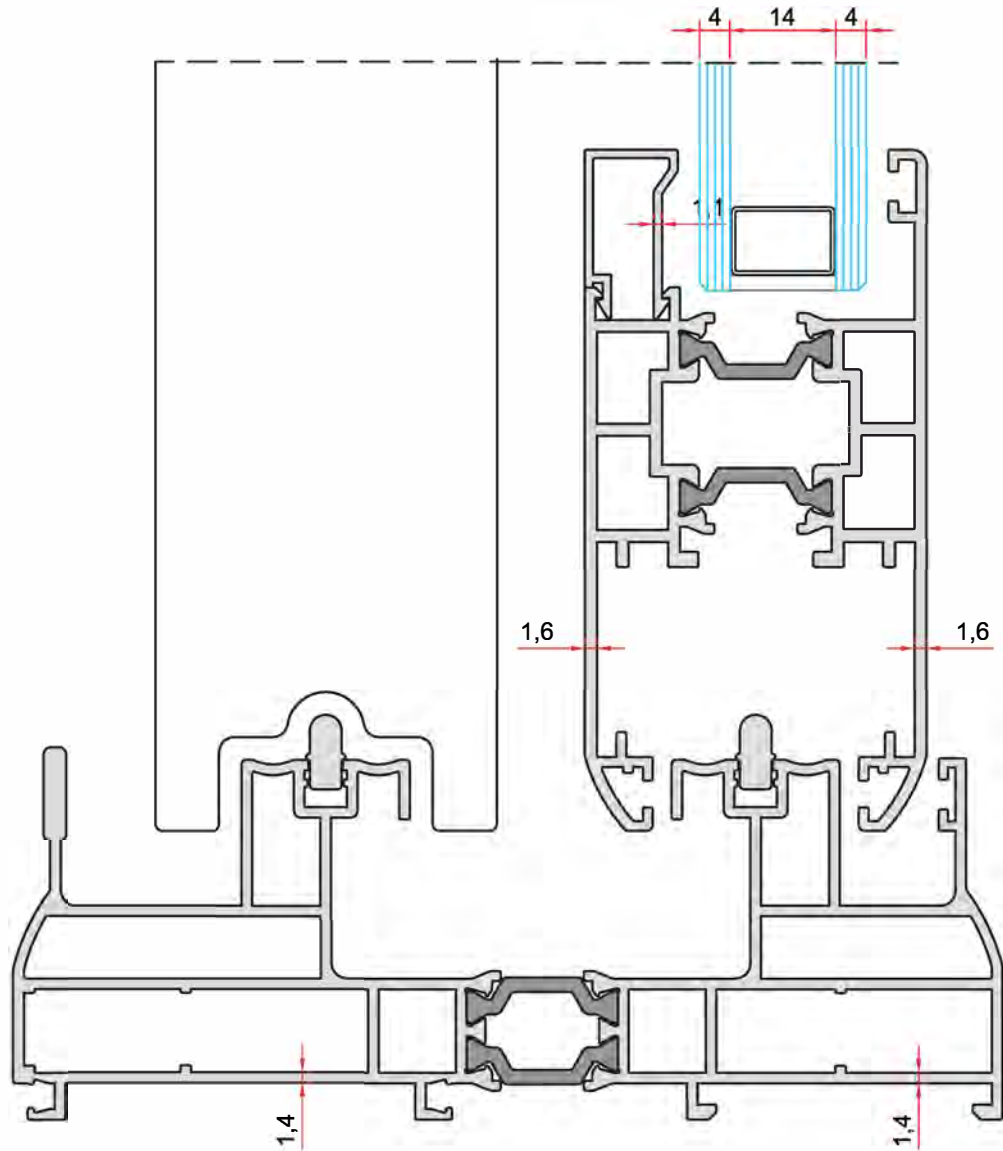
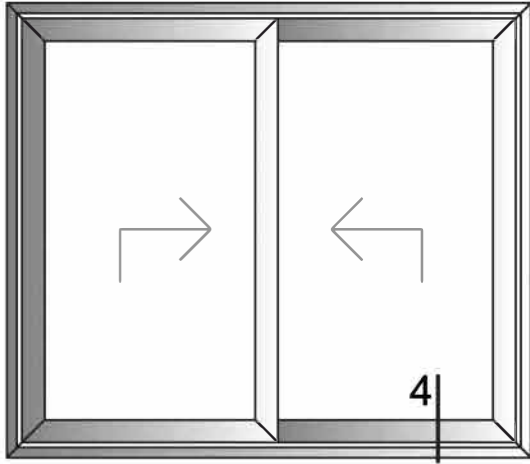
(Joinery Profiles / Insulated Sliding Series)



Doğrama Profil / Yalıtımlı Sürme S.
(Joinery Profiles / Insulated Sliding Series)

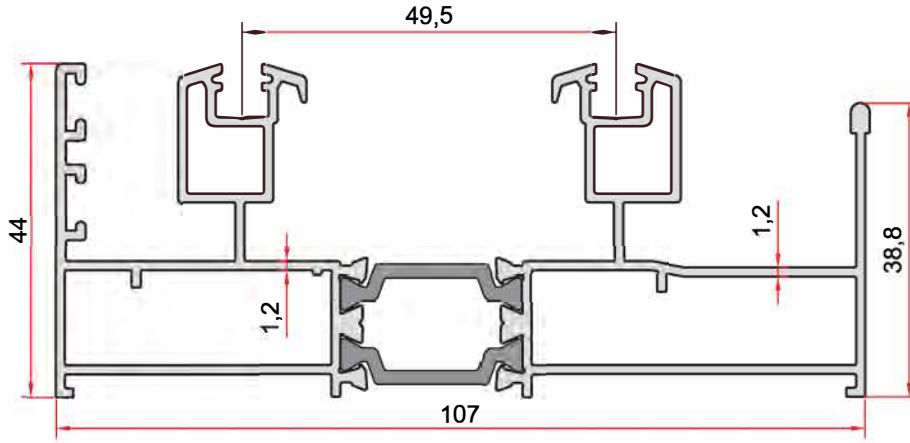


Doğrama Profil / Yalıtımlı Sürme S. (Joinery Profiles / Insulated Sliding Series)

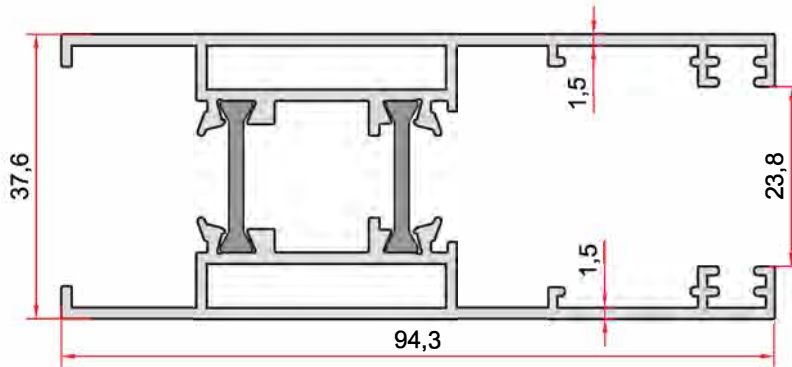


4

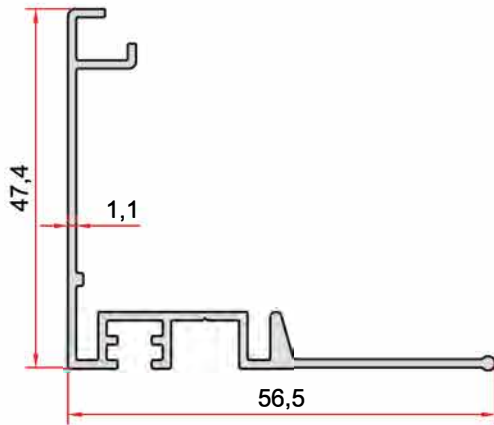
Doğrama Profil / Yalıtımlı Sürme S.
(Joinery Profiles / Insulated Sliding Series)



KOD-CODE TEORİK AĞIRLIK
THEORETICAL WEIGHT
EPMD-103-12 **1,825 Kg/m**



KOD-CODE TEORİK AĞIRLIK
THEORETICAL WEIGHT
EPMD-101-15 **1,616 Kg/m**

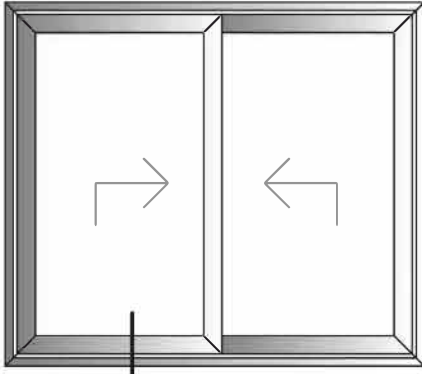


KOD-CODE TEORİK AĞIRLIK
THEORETICAL WEIGHT
EPMD-102-11 **0,461 Kg/m**

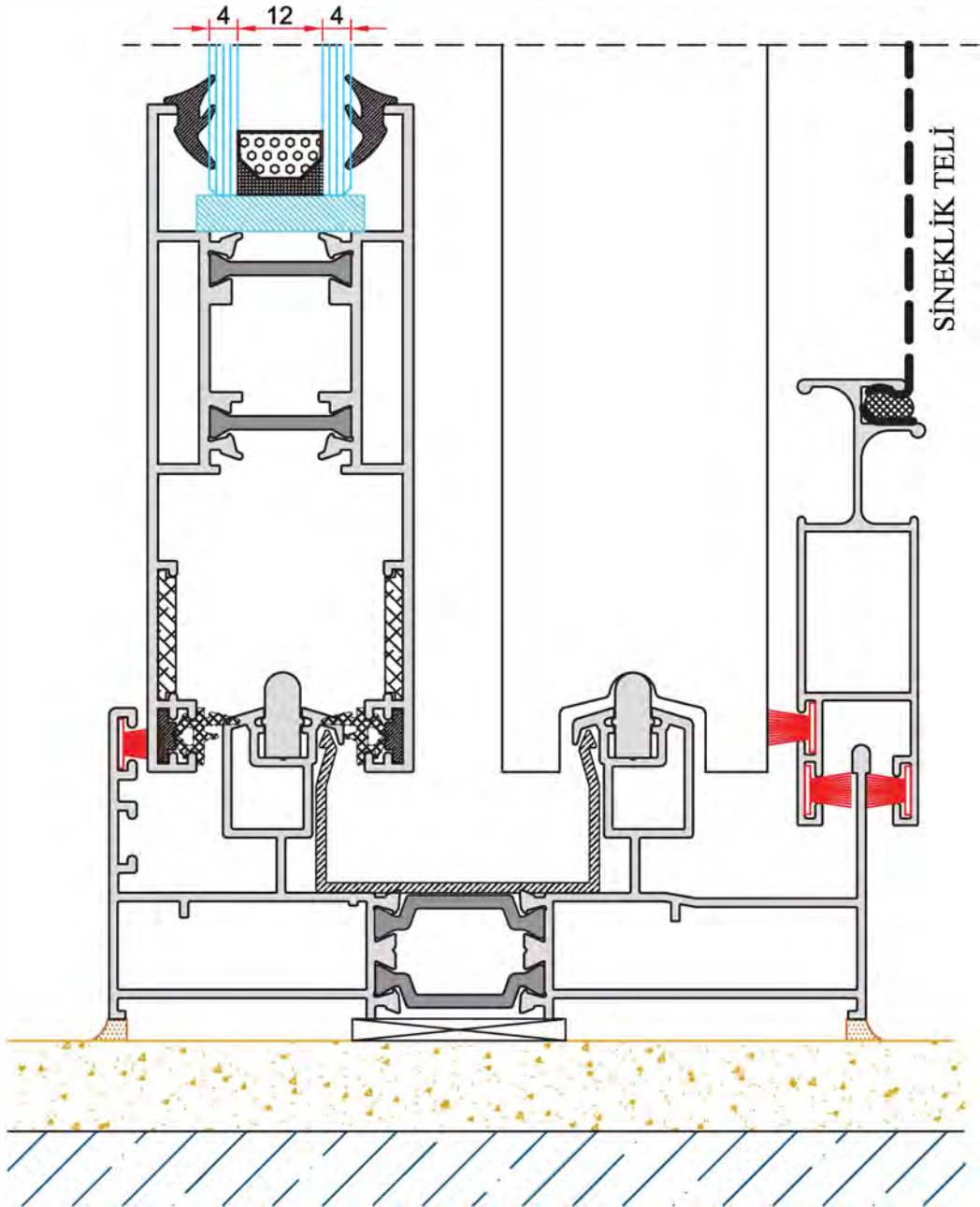


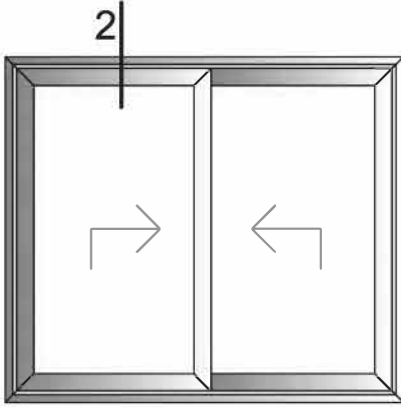
KOD-CODE TEORİK AĞIRLIK
THEORETICAL WEIGHT
EPMD-104-00 **0,156 Kg/m**

Doğrama Profil / Yalıtımlı Sürme S. (Joinery Profiles / Insulated Sliding Series)

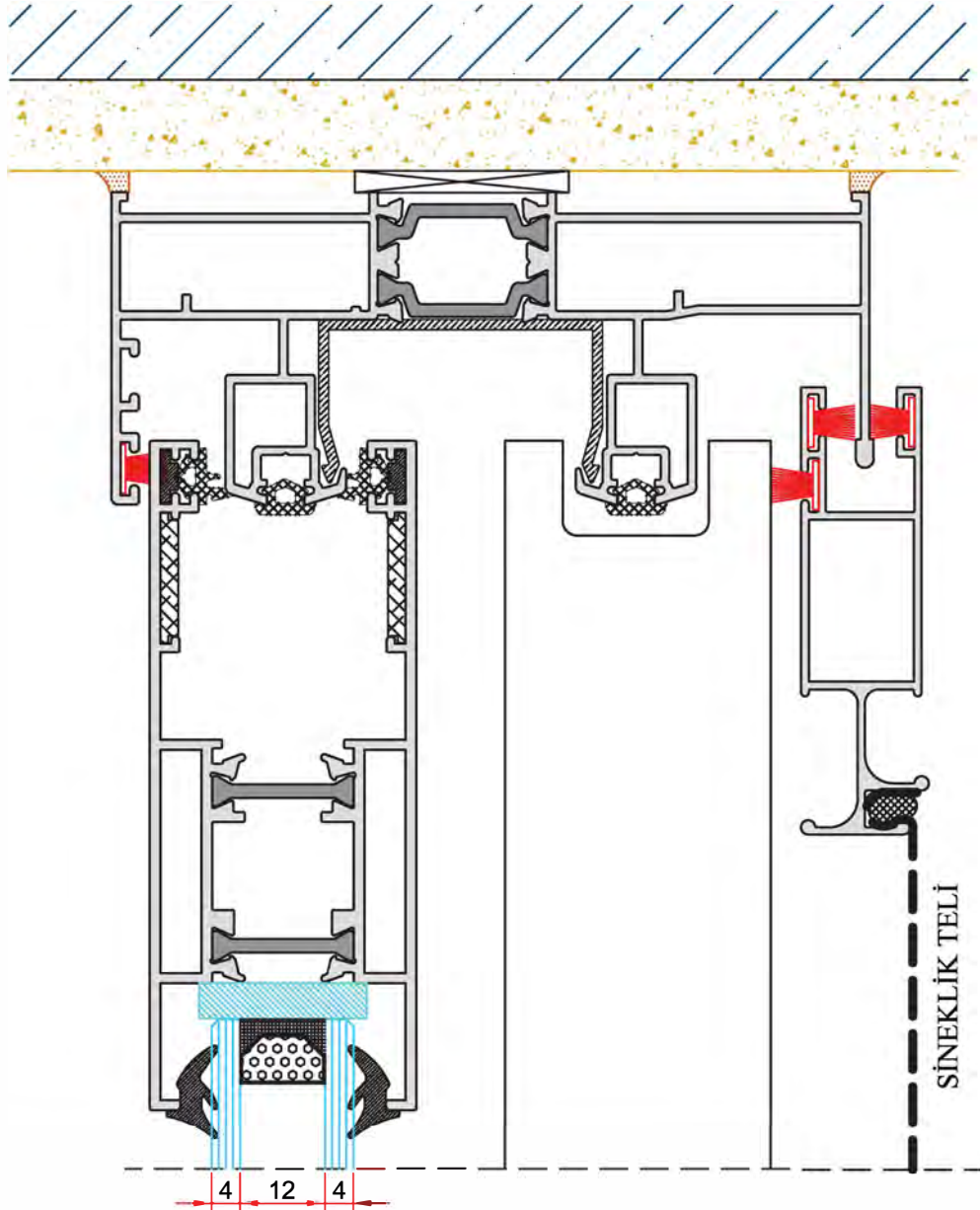


Yalıtımlı Dar Sürme Pencere

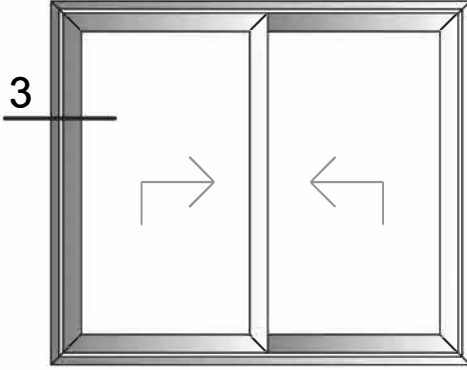




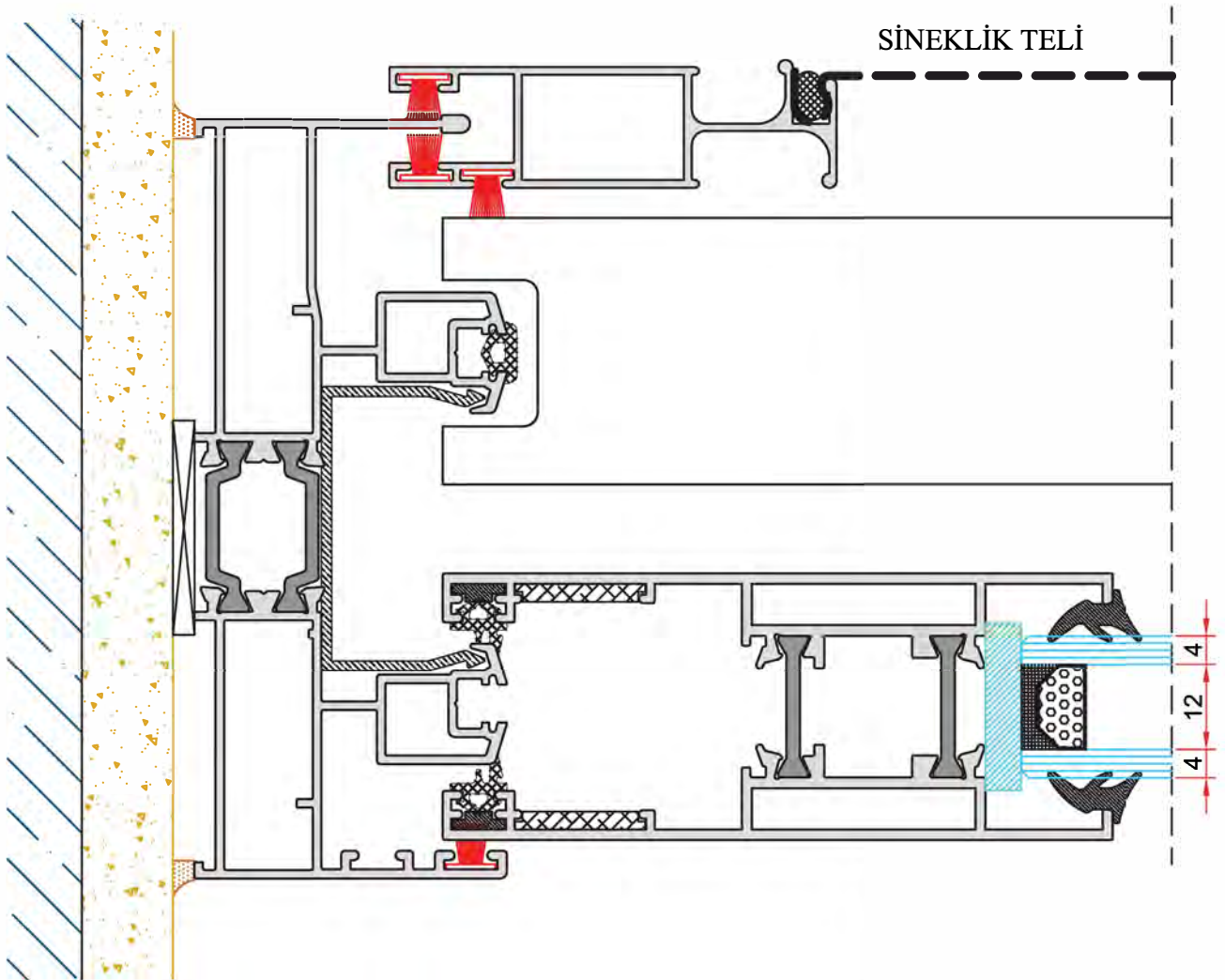
Yalıtımlı Dar Sürme Pencere

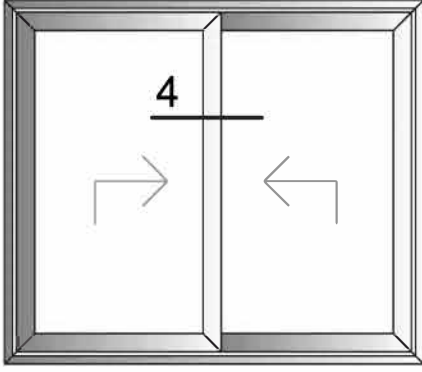


Doğrama Profil / Yalıtımlı Sürme S. (Joinery Profiles / Insulated Sliding Series)

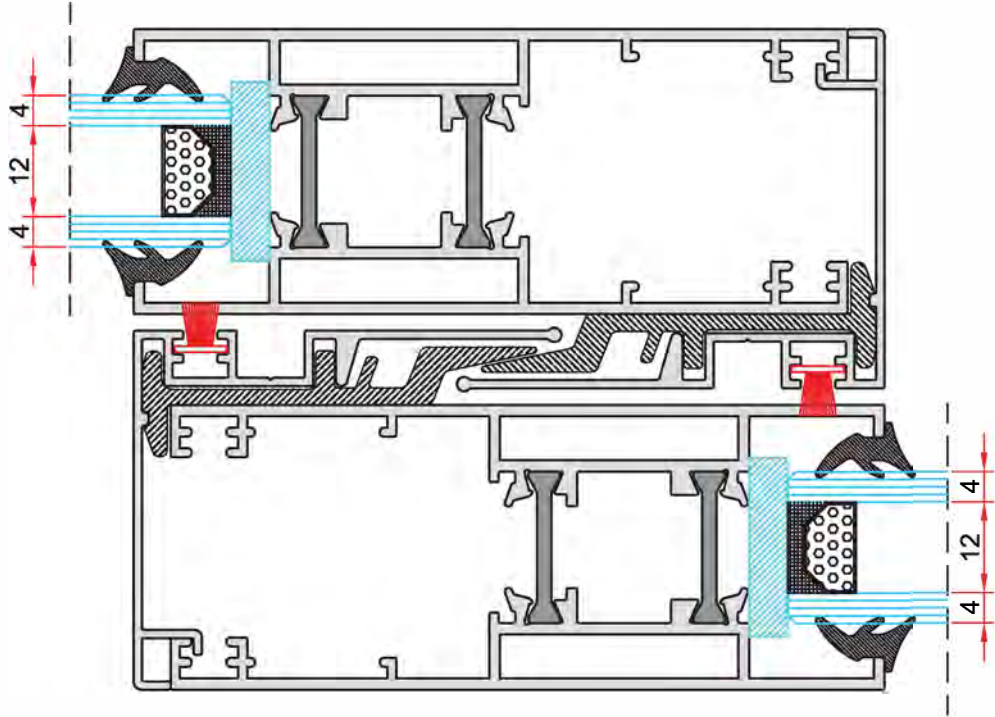


Yalıtımlı Dar Sürme Pencere



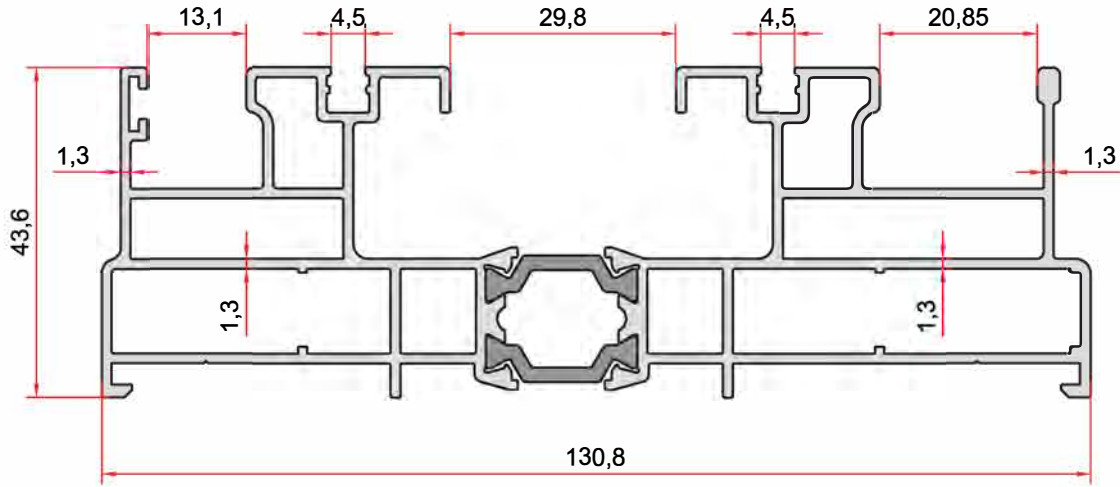


Yalıtımlı Dar Sürme Pencere

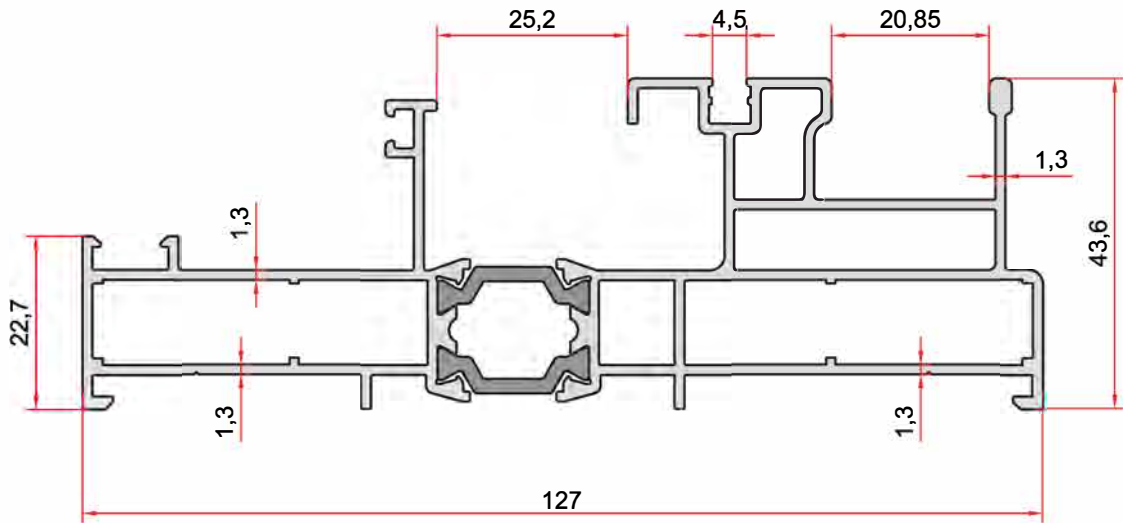


Doğrama Profil / Yalıtımlı Sürme S. (Joinery Profiles / Insulated Sliding Series)

KOD-CODE TEORİK AĞIRLIK
EPKS-4511-13 THEORETICAL WEIGHT
2,435 Kg/m



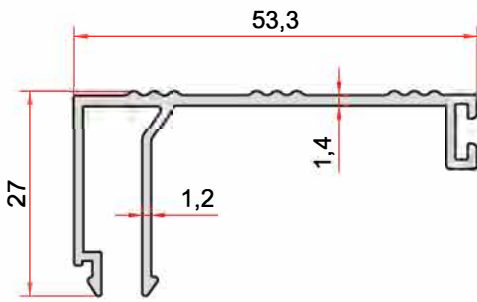
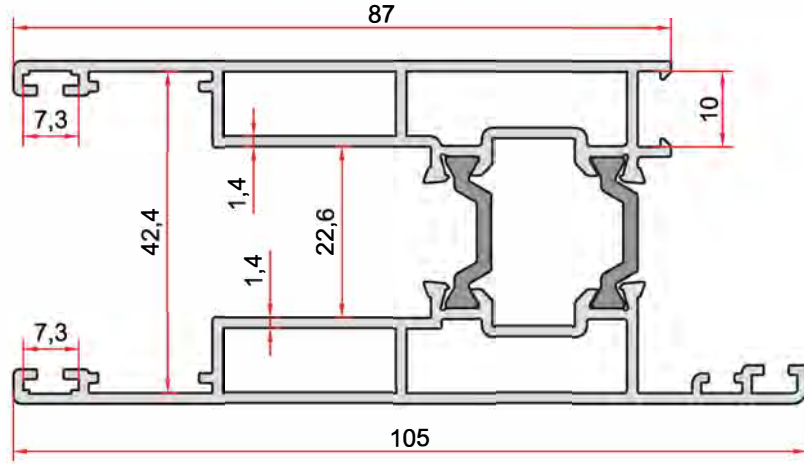
KOD-CODE TEORİK AĞIRLIK
EPKS-4512-13 THEORETICAL WEIGHT
2,044 Kg/m



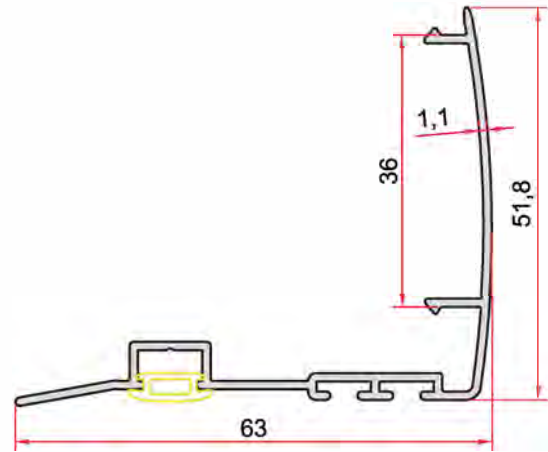
Doğrama Profil / Yalıtımlı Sürme S.

(Joinery Profiles / Insulated Sliding Series)

KOD-CODE TEORİK AĞIRLIK
EPKS-4513-14 THEORETICAL WEIGHT **1,844 Kg/m**

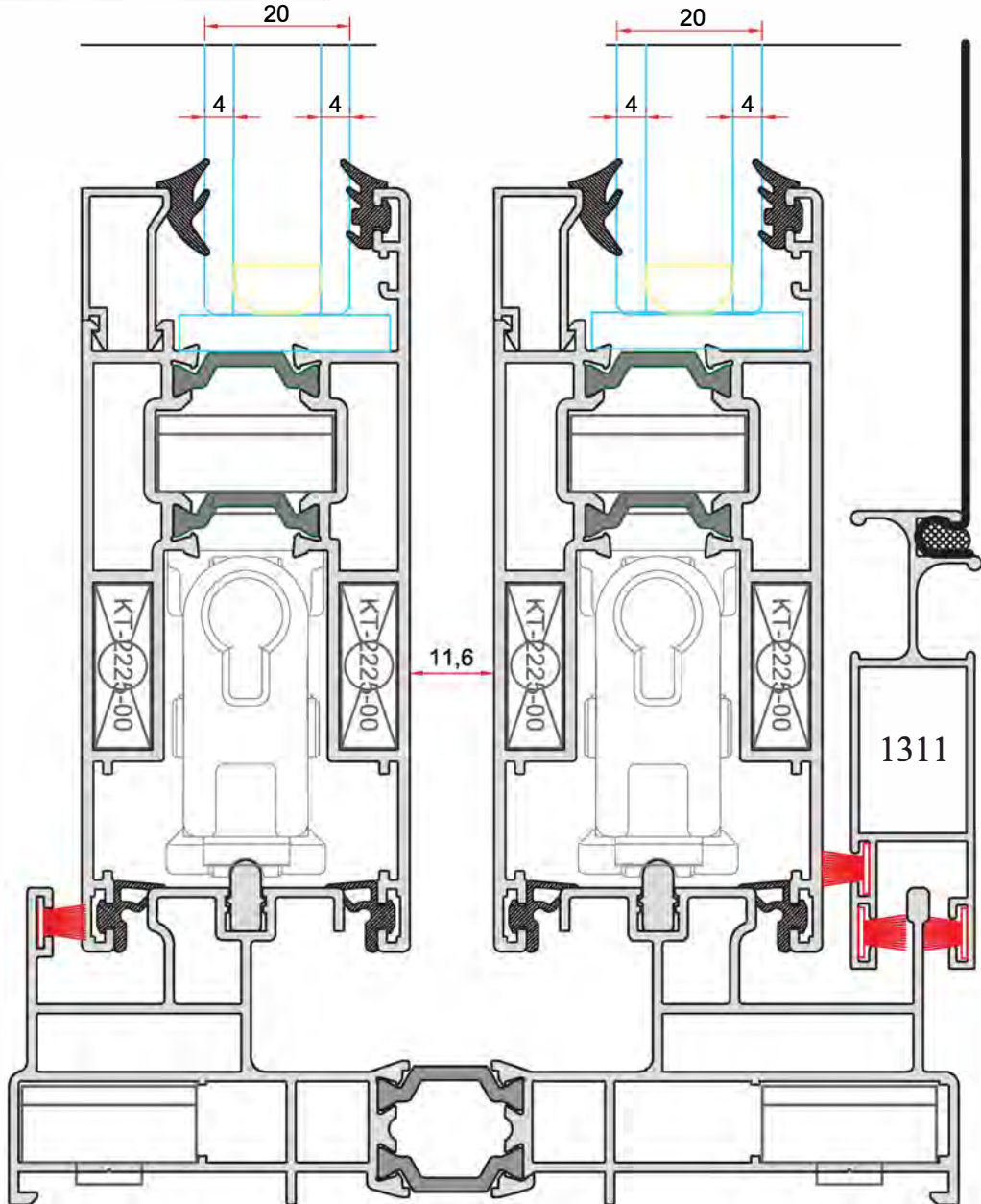



KOD-CODE TEORİK AĞIRLIK
EPKS-4515-14 THEORETICAL WEIGHT **0,443 Kg/m**

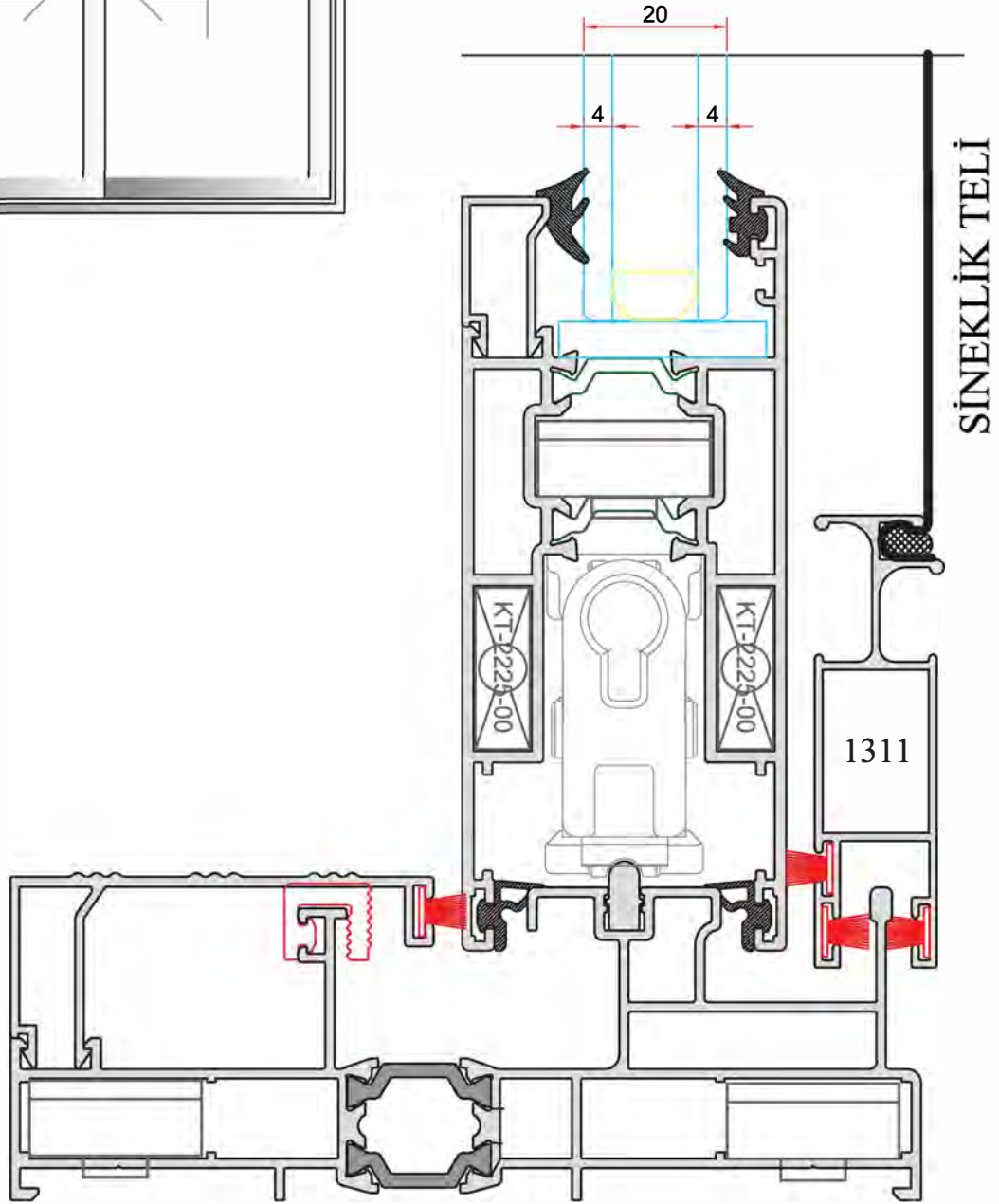
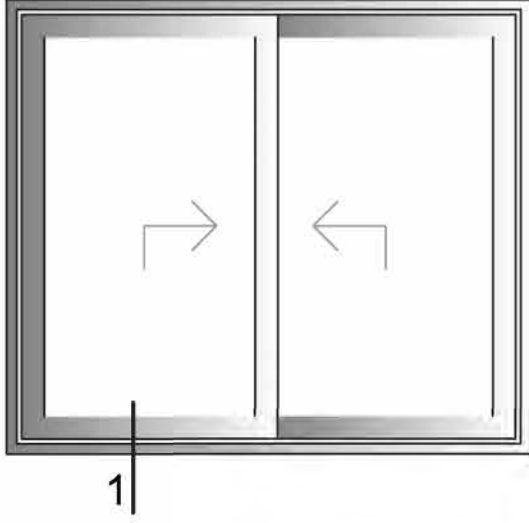


KOD-CODE TEORİK AĞIRLIK
EPKS-4514-11 THEORETICAL WEIGHT **0,448 Kg/m**

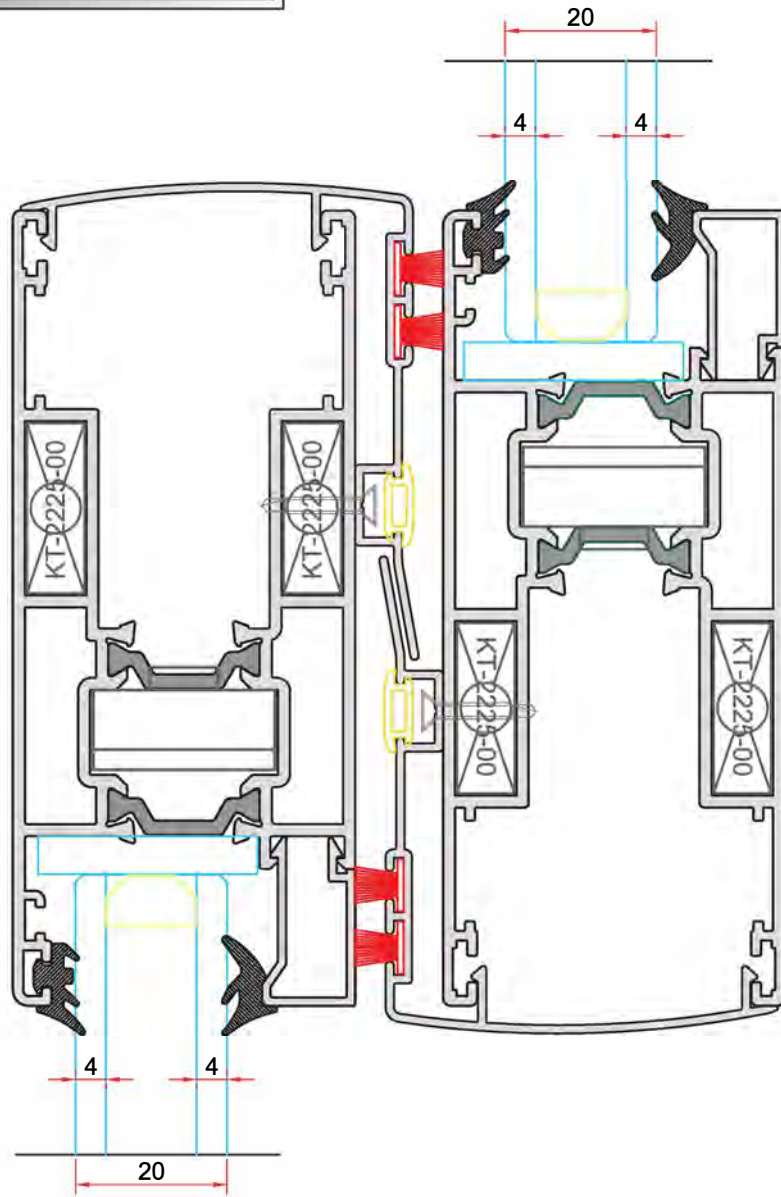
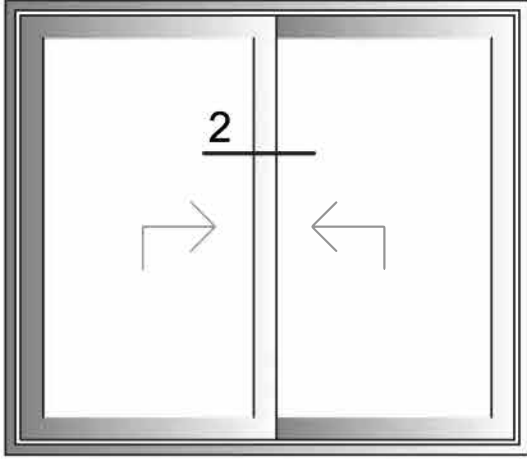
Doğrama Profil / Yalıtımlı Sürme S. (Joinery Profiles / Insulated Sliding Series)



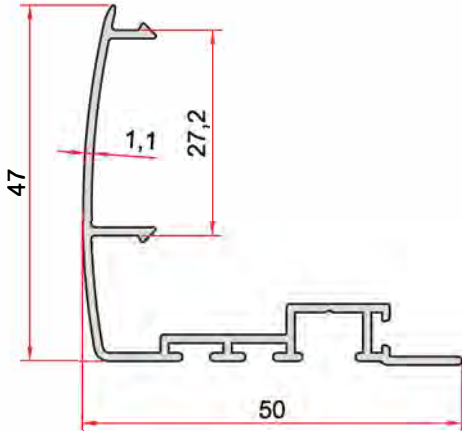
Doğrama Profil / Yalıtımlı Sürme S.
(Joinery Profiles / Insulated Sliding Series)



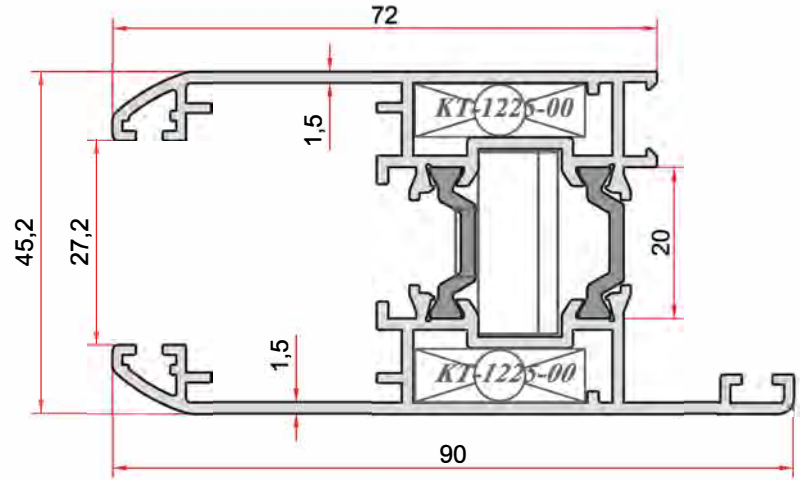
Doğrama Profil / Yalıtımlı Sürme S. (Joinery Profiles / Insulated Sliding Series)



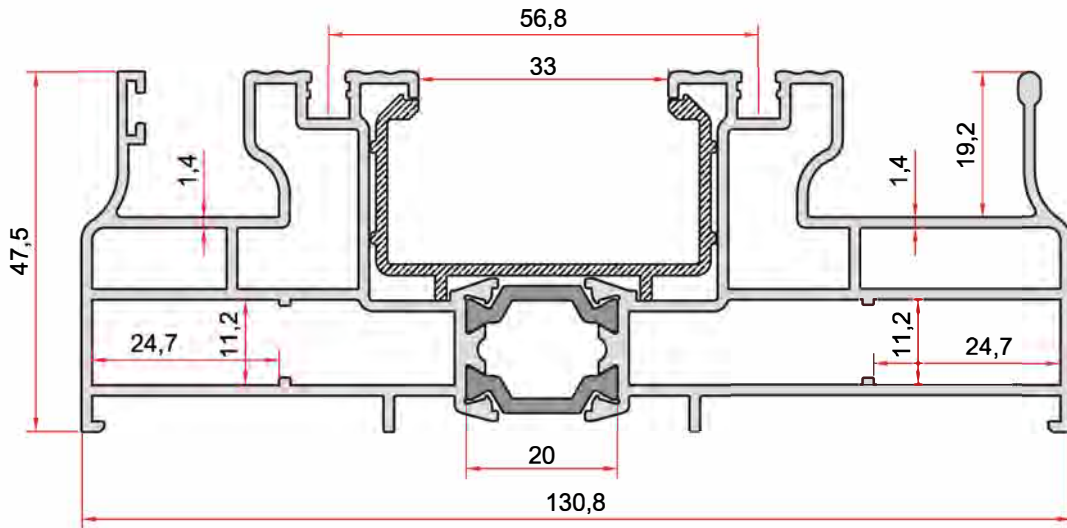
Doğrama Profil / Yalıtımlı Sürme S.
(Joinery Profiles / Insulated Sliding Series)



KOD-CODE *TEORİK AĞIRLIK*
THEORETICAL WEIGHT
EPASS-4513-11 **0,415 Kg/m**

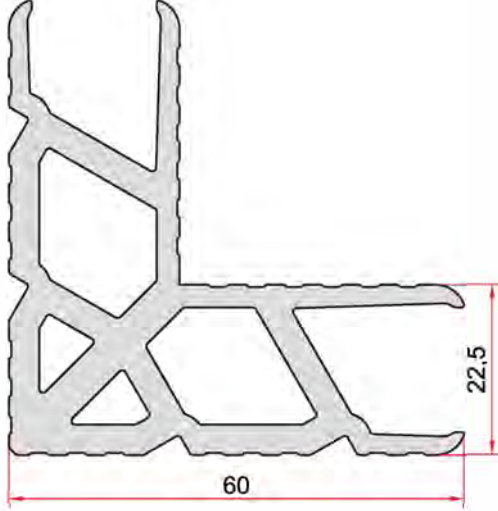


KOD-CODE *TEORİK AĞIRLIK*
THEORETICAL WEIGHT
EPASS-4512-15 **1,650 Kg/m**

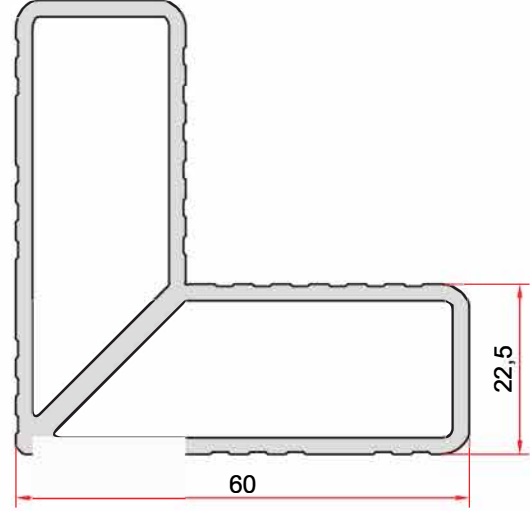


KOD-CODE *TEORİK AĞIRLIK*
THEORETICAL WEIGHT
EPASS-4511-14 **2,603 Kg/m**

Doğrama Profil / Yalıtımlı Sürme S. (Joinery Profiles / Insulated Sliding Series)



KOD-CODE TEORİK AĞIRLIK
THEORETICAL WEIGHT
EPKT-2225-00 2,543 Kg/m



KOD-CODE TEORİK AĞIRLIK
THEORETICAL WEIGHT
EPKT-225-00 1,508 Kg/m



AC1-02 2 mm Dış Cam Fiteli
1 Koli 12 Kg
1 Koli 265 M



AC2-01 3 mm İç Cam Fiteli
1 Koli 15 Kg
1 Koli 300 M



AC2-02 4 mm İç Cam Fiteli
1 Koli 10 Kg
1 Koli 330 M



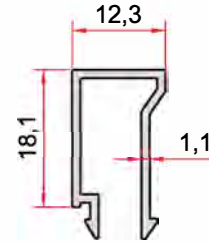
AC2-03 5 mm İç Cam Fiteli
1 Koli 15 Kg
1 Koli 215 M



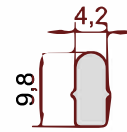
AC3-01 Kasa-Kanat Bini Fiteli
1 Koli 10 Kg
1 Koli 330 M



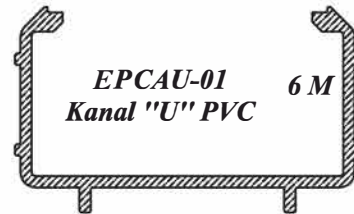
AC5-04 1 Koli 15 Kg
1 Koli 218 M



KOD-CODE TEORİK AĞIRLIK
THEORETICAL WEIGHT
EP5S-302-11 0,176 Kg/m

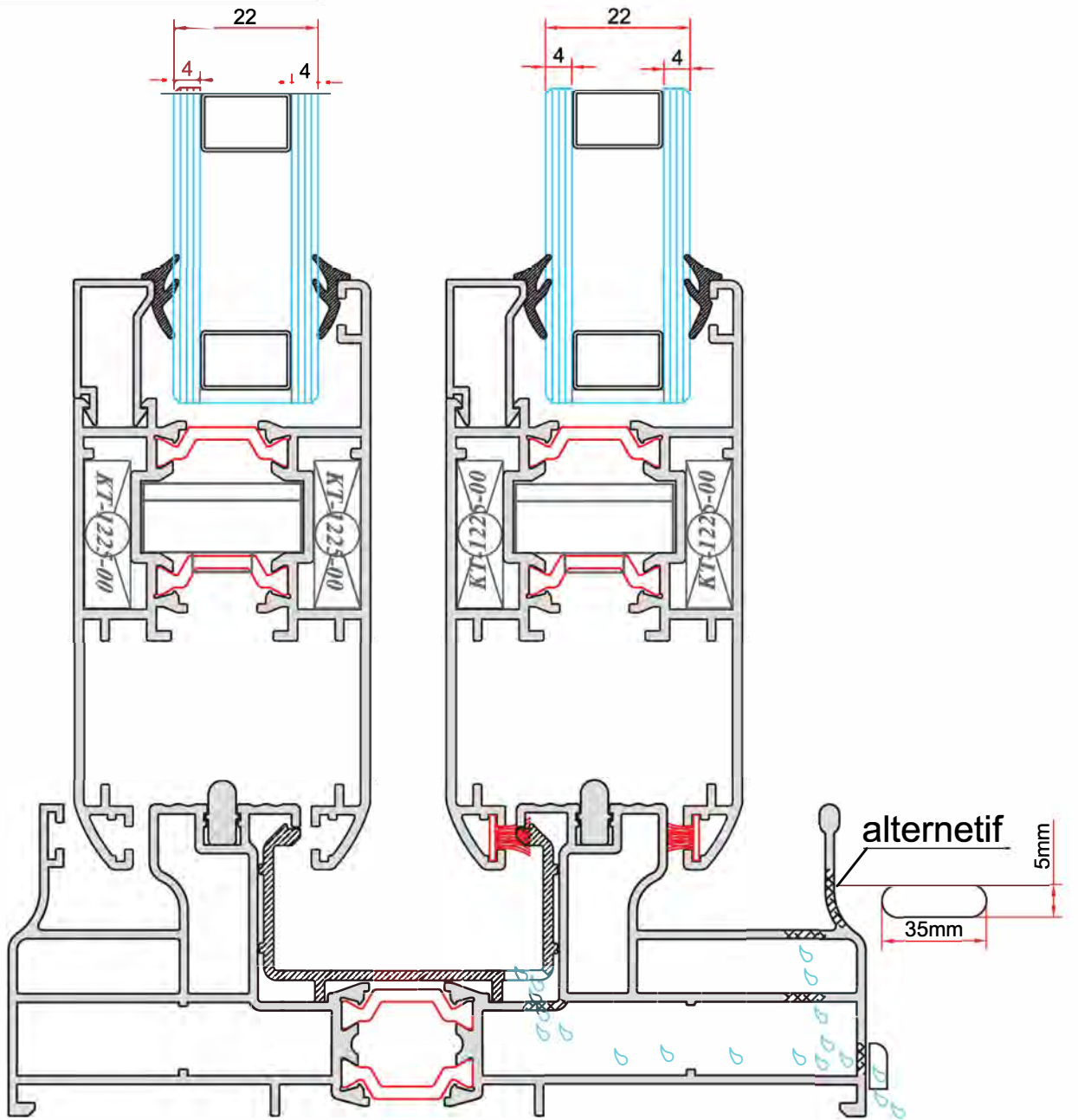



KOD-CODE TEORİK AĞIRLIK
THEORETICAL WEIGHT
EPSS-507-00 0,108 Kg/m



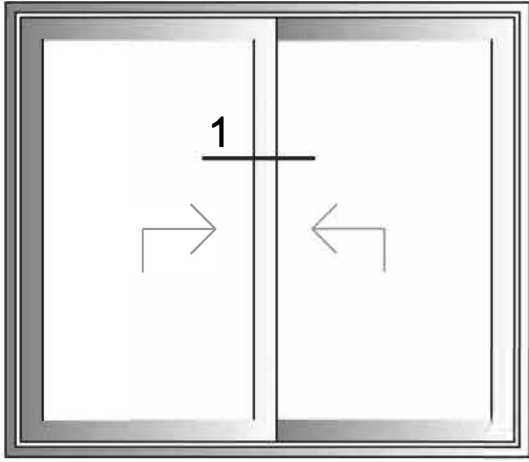
Doğrama Profil / Yalıtımlı Sürme S.

(Joinery Profiles / Insulated Sliding Series)

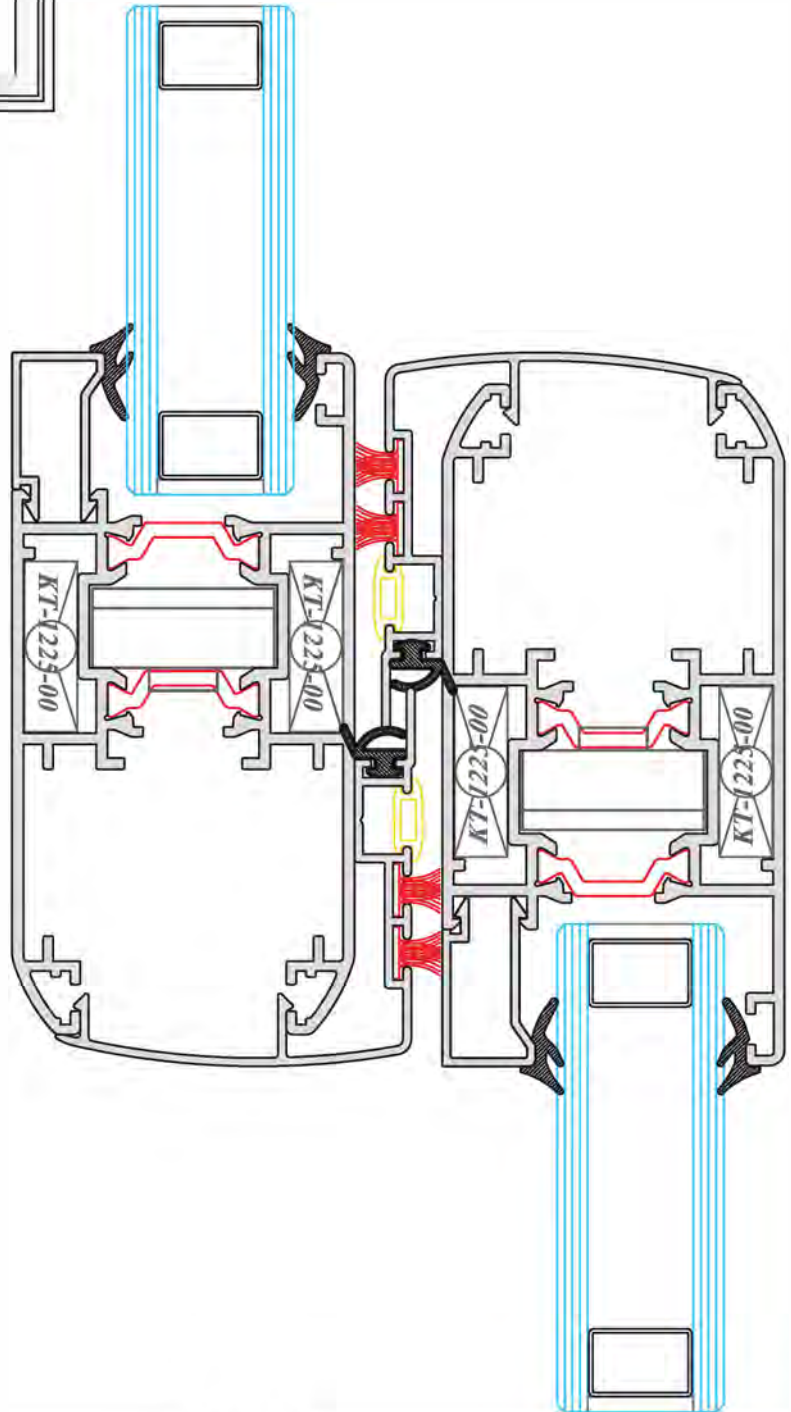



Doğrama Profil / Yalıtımlı Sürme S.

(Joinery Profiles / Insulated Sliding Series)



1







ekin PROFİL®

ALÜMİNYUM SİSTEMLER

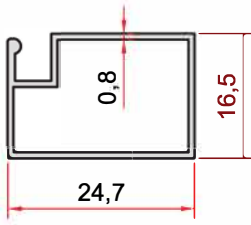
Sineklik Profilleri

Fly Screen Profiles

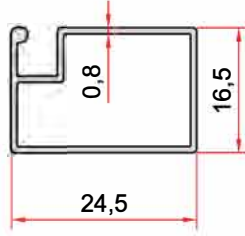


Sineklik Profilleri

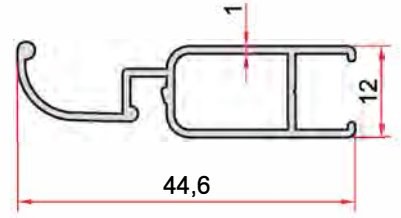
(Fly Screen Profiles)



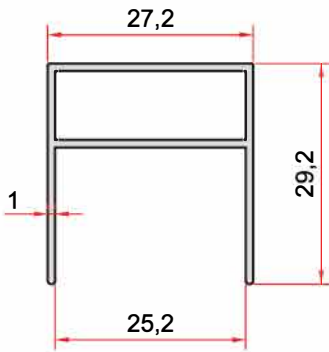
KOD-CODE *TEORİK AĞIRLIK*
THEORETICAL WEIGHT
EP-1301 0,189 Kg/m



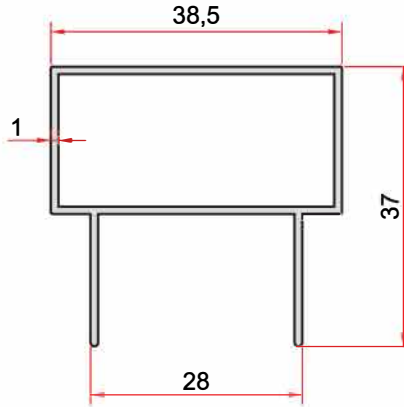
KOD-CODE *TEORİK AĞIRLIK*
THEORETICAL WEIGHT
EP-1302 0,191 Kg/m



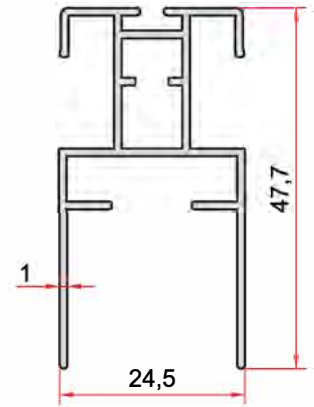
KOD-CODE *TEORİK AĞIRLIK*
THEORETICAL WEIGHT
EP-1303 0,286 Kg/m



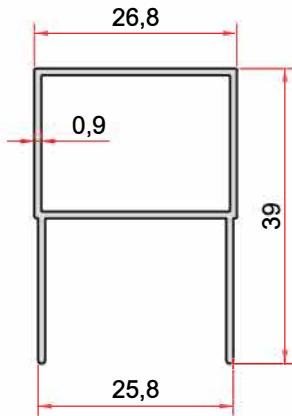
KOD-CODE *TEORİK AĞIRLIK*
THEORETICAL WEIGHT
EP-1304 0,294 Kg/m



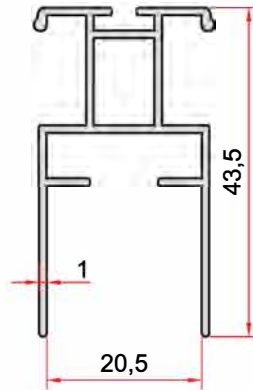
KOD-CODE *TEORİK AĞIRLIK*
THEORETICAL WEIGHT
EP-1305 0,397 Kg/m



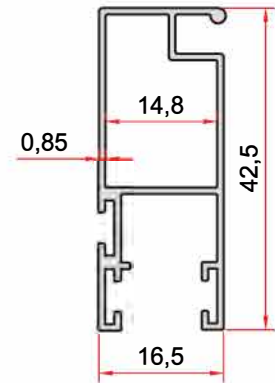
KOD-CODE *TEORİK AĞIRLIK*
THEORETICAL WEIGHT
EP-1306 0,459 Kg/m



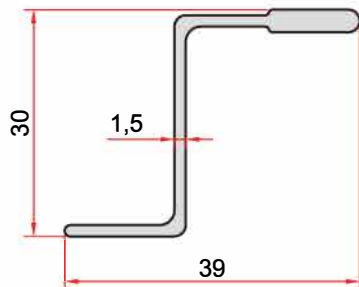
KOD-CODE *TEORİK AĞIRLIK*
THEORETICAL WEIGHT
EP-1307 0,311 Kg/m



KOD-CODE *TEORİK AĞIRLIK*
THEORETICAL WEIGHT
EP-1308 0,413 Kg/m



KOD-CODE *TEORİK AĞIRLIK*
THEORETICAL WEIGHT
EP-1310 0,335 Kg/m



KOD-CODE *TEORİK AĞIRLIK*
THEORETICAL WEIGHT
EP-1309 0,319 Kg/m



ekin PROFİL®

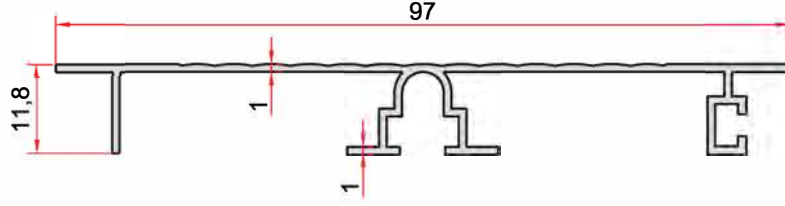
ALÜMİNYUM SİSTEMLER

Mobilya Profilleri
Furniture Profiles

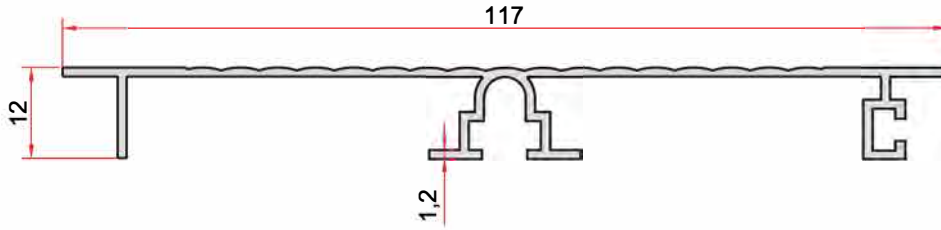


Mobilya Profilleri

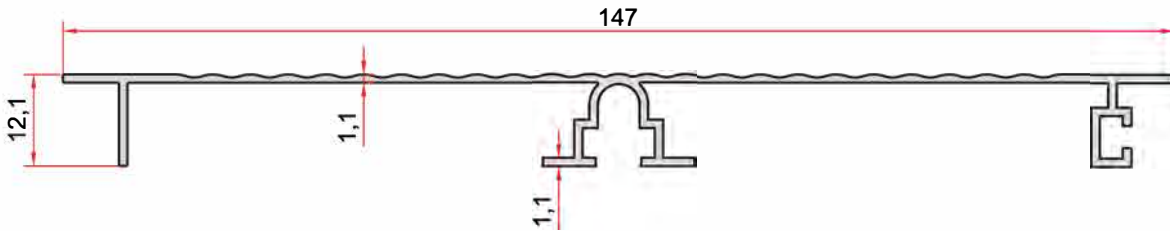
(Furniture Profiles)



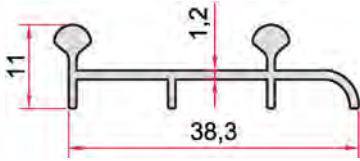
KOD-CODE *TEORİK AĞIRLIK*
THEORETICAL WEIGHT
EP-1441 0,443 Kg/m



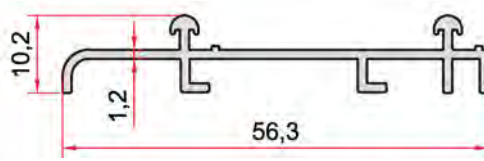
KOD-CODE *TEORİK AĞIRLIK*
THEORETICAL WEIGHT
EP-1352 0,580 Kg/m



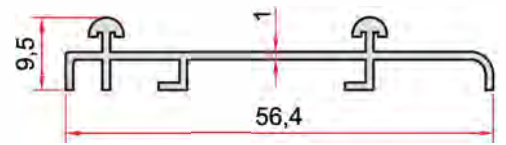
KOD-CODE *TEORİK AĞIRLIK*
THEORETICAL WEIGHT
EP-1353 0,588 Kg/m



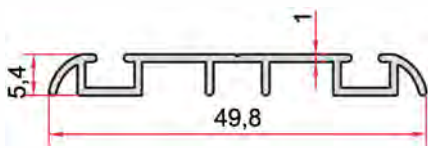
KOD-CODE *TEORİK AĞIRLIK*
THEORETICAL WEIGHT
EP-1402 0,246 Kg/m



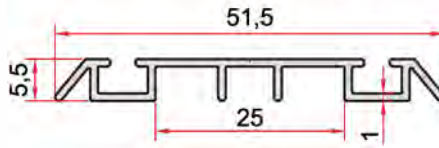
KOD-CODE *TEORİK AĞIRLIK*
THEORETICAL WEIGHT
EP-1364 0,321 Kg/m



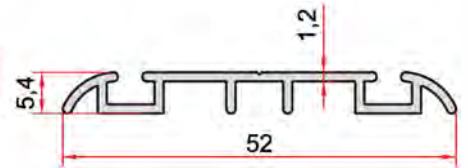
KOD-CODE *TEORİK AĞIRLIK*
THEORETICAL WEIGHT
EP-1376 0,275 Kg/m



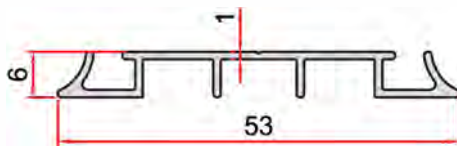
KOD-CODE *TEORİK AĞIRLIK*
THEORETICAL WEIGHT
EP-1456 0,230 Kg/m



KOD-CODE *TEORİK AĞIRLIK*
THEORETICAL WEIGHT
EP-1359 0,240 Kg/m



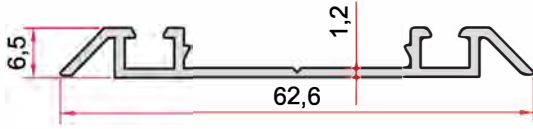
KOD-CODE *TEORİK AĞIRLIK*
THEORETICAL WEIGHT
EP-1372 0,275 Kg/m



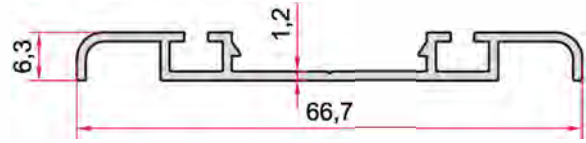
KOD-CODE *TEORİK AĞIRLIK*
THEORETICAL WEIGHT
EP-1501 0,240 Kg/m

Mobilya Profilleri

(Furniture Profiles)



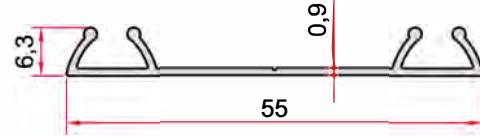
KOD-CODE TEORİK AĞIRLIK
THEORETICAL WEIGHT
EP-1423 0,313 Kg/m



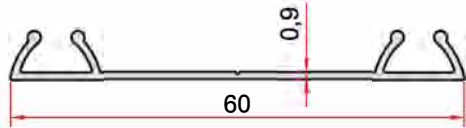
KOD-CODE TEORİK AĞIRLIK
THEORETICAL WEIGHT
EP-1355 0,337 Kg/m



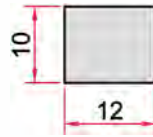
KOD-CODE TEORİK AĞIRLIK
THEORETICAL WEIGHT
EP-1422 0,220 Kg/m



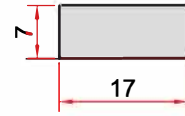
KOD-CODE TEORİK AĞIRLIK
THEORETICAL WEIGHT
EP-1373 0,211 Kg/m



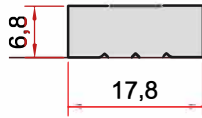
KOD-CODE TEORİK AĞIRLIK
THEORETICAL WEIGHT
EP-1450 0,224 Kg/m



KOD-CODE TEORİK AĞIRLIK
THEORETICAL WEIGHT
EP-1413 0,324 Kg/m



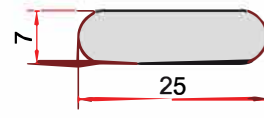
KOD-CODE TEORİK AĞIRLIK
THEORETICAL WEIGHT
EP-1411 0,321 Kg/m



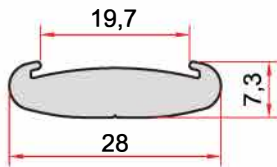
KOD-CODE TEORİK AĞIRLIK
THEORETICAL WEIGHT
EP-1415 0,324 Kg/m




KOD-CODE TEORİK AĞIRLIK
THEORETICAL WEIGHT
EP-1412 0,432 Kg/m



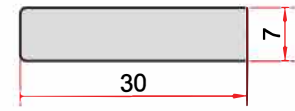
KOD-CODE TEORİK AĞIRLIK
THEORETICAL WEIGHT
EP-1408 0,443 Kg/m




KOD-CODE TEORİK AĞIRLIK
THEORETICAL WEIGHT
EP-1454 0,429 Kg/m



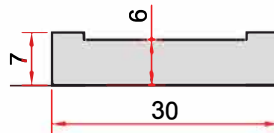
KOD-CODE TEORİK AĞIRLIK
THEORETICAL WEIGHT
EP-1407 0,607 Kg/m



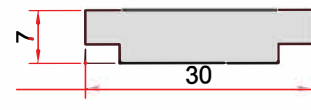
KOD-CODE TEORİK AĞIRLIK
THEORETICAL WEIGHT
EP-1483 0,564 Kg/m



KOD-CODE TEORİK AĞIRLIK
THEORETICAL WEIGHT
EP-1492 0,567 Kg/m




KOD-CODE TEORİK AĞIRLIK
THEORETICAL WEIGHT
EP-1428 0,510 Kg/m



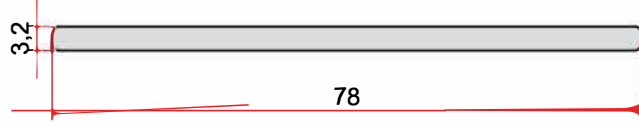
KOD-CODE TEORİK AĞIRLIK
THEORETICAL WEIGHT
EP-1420 0,518 Kg/m

Mobilya Profilleri


(Furniture Profiles)



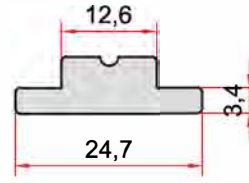
KOD-CODE *TEORİK AĞIRLIK*
THEORETICAL WEIGHT
EP-1455 0,812 Kg/m



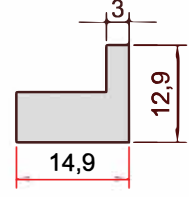
KOD-CODE *TEORİK AĞIRLIK*
THEORETICAL WEIGHT
EP-1418 0,672 Kg/m



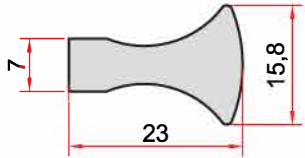
KOD-CODE *TEORİK AĞIRLIK*
THEORETICAL WEIGHT
EP-1495 1,296 Kg/m



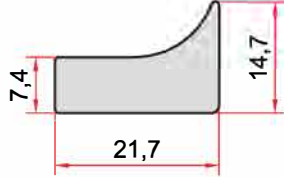
KOD-CODE *TEORİK AĞIRLIK*
THEORETICAL WEIGHT
EP-1440 0,356 Kg/m



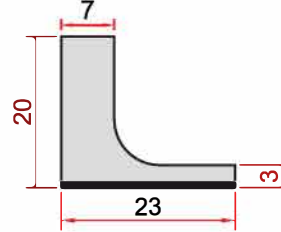
KOD-CODE *TEORİK AĞIRLIK*
THEORETICAL WEIGHT
EP-1409 0,319 Kg/m



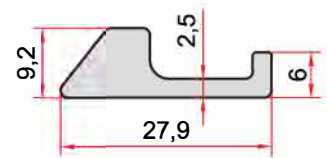
KOD-CODE *TEORİK AĞIRLIK*
THEORETICAL WEIGHT
EP-1439 0,489 Kg/m



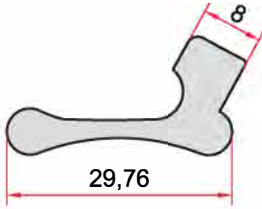
KOD-CODE *TEORİK AĞIRLIK*
THEORETICAL WEIGHT
EP-1497 0,505 Kg/m



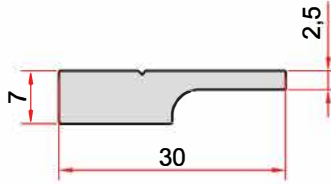
KOD-CODE *TEORİK AĞIRLIK*
THEORETICAL WEIGHT
EP-1414 0,529 Kg/m



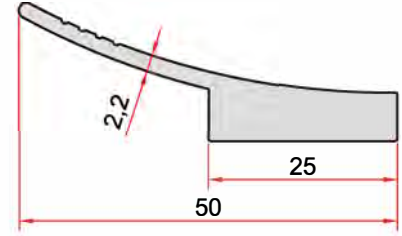
KOD-CODE *TEORİK AĞIRLIK*
THEORETICAL WEIGHT
EP-1490 0,362 Kg/m



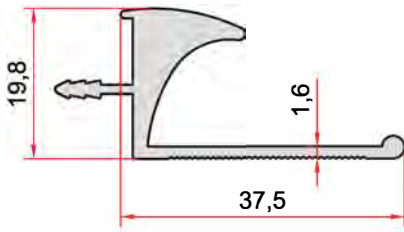
KOD-CODE *TEORİK AĞIRLIK*
THEORETICAL WEIGHT
EP-1475 0,480 Kg/m



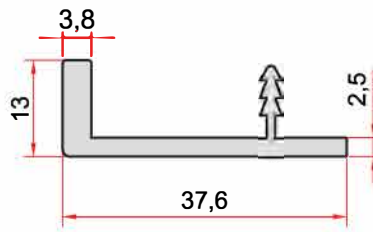
KOD-CODE *TEORİK AĞIRLIK*
THEORETICAL WEIGHT
EP-1476 0,392 Kg/m



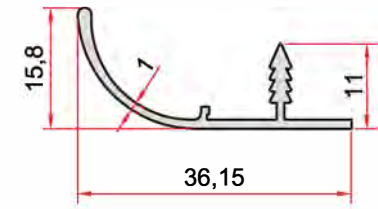
KOD-CODE *TEORİK AĞIRLIK*
THEORETICAL WEIGHT
EP-1471 0,645 Kg/m



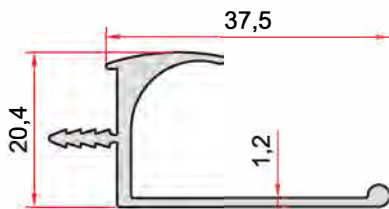
KOD-CODE *TEORİK AĞIRLIK*
THEORETICAL WEIGHT
EP-1383 0,500 Kg/m



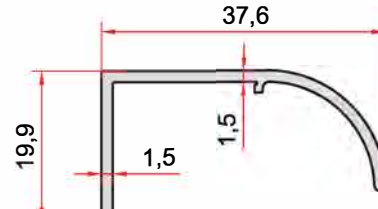
KOD-CODE *TEORİK AĞIRLIK*
THEORETICAL WEIGHT
EP-1406 0,399 Kg/m



KOD-CODE *TEORİK AĞIRLIK*
THEORETICAL WEIGHT
EP-1484 0,211 Kg/m



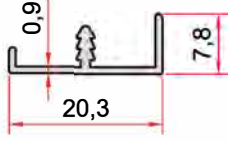
KOD-CODE *TEORİK AĞIRLIK*
THEORETICAL WEIGHT
EP-1498 0,377 Kg/m



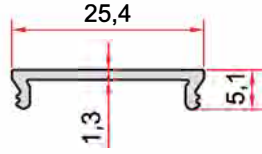
KOD-CODE *TEORİK AĞIRLIK*
THEORETICAL WEIGHT
EP-1508 0,262 Kg/m

Mobilya Profilleri

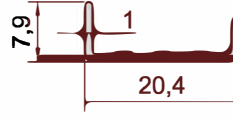
(Furniture Profiles)



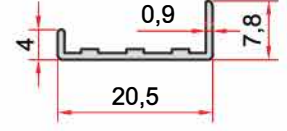
KOD-CODE TEORİK AĞIRLIK
THEORETICAL WEIGHT
EP-1356 0,097 Kg/m



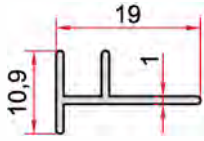
KOD-CODE TEORİK AĞIRLIK
THEORETICAL WEIGHT
EP-1354 0,121 Kg/m



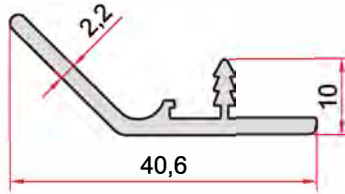
KOD-CODE TEORİK AĞIRLIK
THEORETICAL WEIGHT
EP-1506 0,090 Kg/m



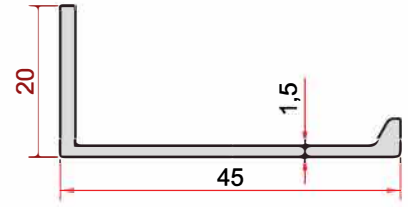
KOD-CODE TEORİK AĞIRLIK
THEORETICAL WEIGHT
EP-1392 0,081 Kg/m



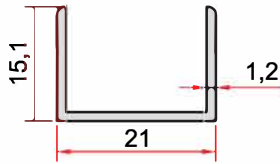
KOD-CODE TEORİK AĞIRLIK
THEORETICAL WEIGHT
EP-1503 0,091 Kg/m



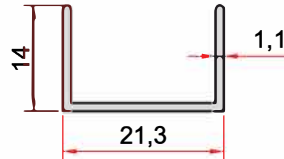
KOD-CODE TEORİK AĞIRLIK
THEORETICAL WEIGHT
EP-1474 0,324 Kg/m



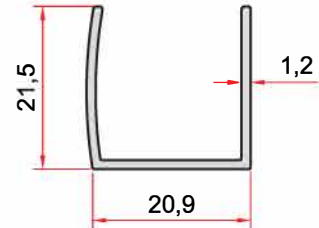
KOD-CODE TEORİK AĞIRLIK
THEORETICAL WEIGHT
EP-1487 0,308 Kg/m



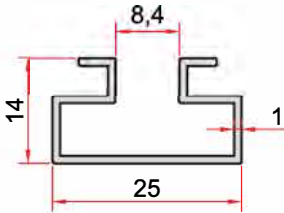
KOD-CODE TEORİK AĞIRLIK
THEORETICAL WEIGHT
EP-1481 0,156 Kg/m



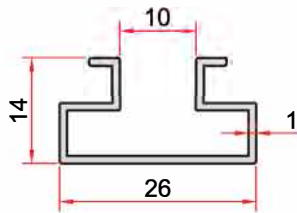
KOD-CODE TEORİK AĞIRLIK
THEORETICAL WEIGHT
EP-1388 0,140 Kg/m



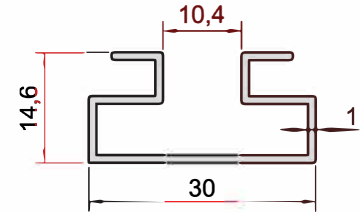
KOD-CODE TEORİK AĞIRLIK
THEORETICAL WEIGHT
EP-1379 0,200 Kg/m



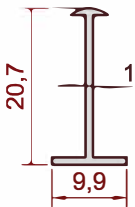
KOD-CODE TEORİK AĞIRLIK
THEORETICAL WEIGHT
EP-1391 0,197 Kg/m



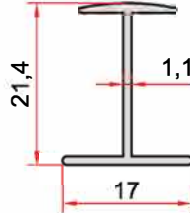
KOD-CODE TEORİK AĞIRLIK
THEORETICAL WEIGHT
EP-1451 0,194 Kg/m



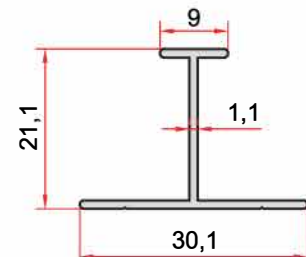
KOD-CODE TEORİK AĞIRLIK
THEORETICAL WEIGHT
EP-1389 0,232 Kg/m



KOD-CODE TEORİK AĞIRLIK
THEORETICAL WEIGHT
EP-1432 0,086 Kg/m



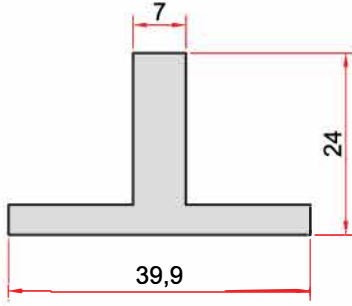
KOD-CODE TEORİK AĞIRLIK
THEORETICAL WEIGHT
EP-1385 0,140 Kg/m



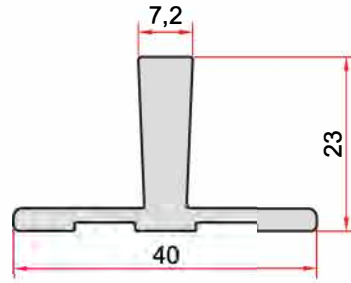
KOD-CODE TEORİK AĞIRLIK
THEORETICAL WEIGHT
EP-1378 0,173 Kg/m

Mobilya Profilleri

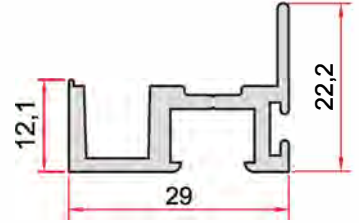
(Furniture Profiles)



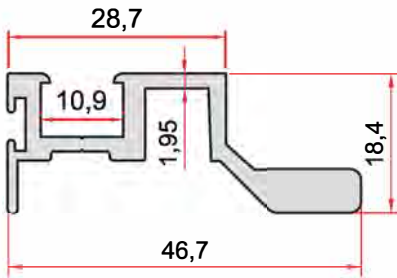
KOD-CODE TEORİK AĞIRLIK
THEORETICAL WEIGHT
EP-1416 0,805 Kg/m



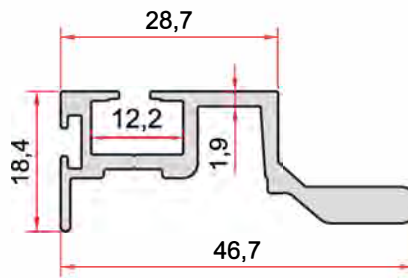
KOD-CODE TEORİK AĞIRLIK
THEORETICAL WEIGHT
EP-1473 0,618 Kg/m



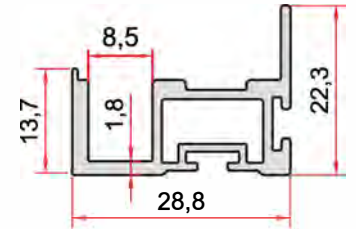
KOD-CODE TEORİK AĞIRLIK
THEORETICAL WEIGHT
EP-1367 0,408 Kg/m



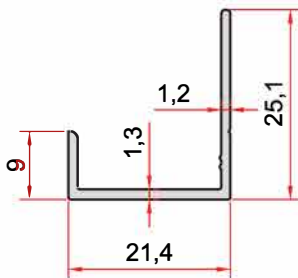
KOD-CODE TEORİK AĞIRLIK
THEORETICAL WEIGHT
EP-1368 0,637 Kg/m



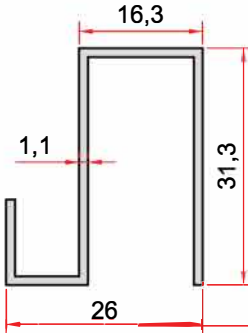
KOD-CODE TEORİK AĞIRLIK
THEORETICAL WEIGHT
EP-1467 0,581 Kg/m



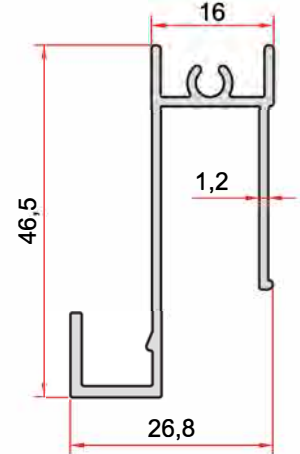
KOD-CODE TEORİK AĞIRLIK
THEORETICAL WEIGHT
EP-1470 0,397 Kg/m



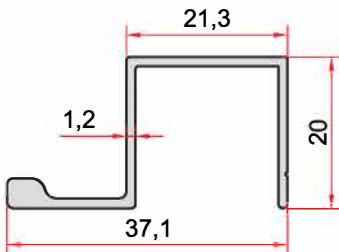
KOD-CODE TEORİK AĞIRLIK
THEORETICAL WEIGHT
EP-1377 0,178 Kg/m



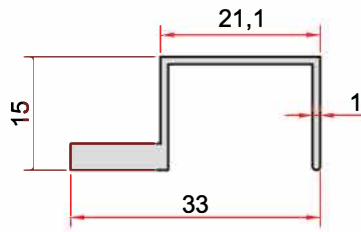
KOD-CODE TEORİK AĞIRLIK
THEORETICAL WEIGHT
EP-1366 0,300 Kg/m



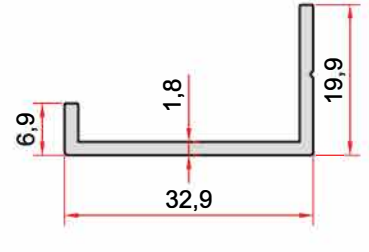
KOD-CODE TEORİK AĞIRLIK
THEORETICAL WEIGHT
EP-1469 0,413 Kg/m



KOD-CODE TEORİK AĞIRLIK
THEORETICAL WEIGHT
EP-1374 0,281 Kg/m



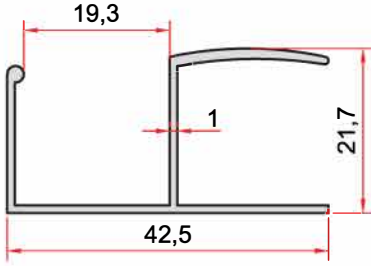
KOD-CODE TEORİK AĞIRLIK
THEORETICAL WEIGHT
EP-1386 0,246 Kg/m



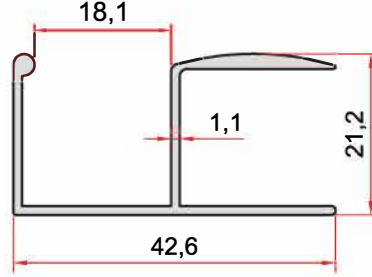
KOD-CODE TEORİK AĞIRLIK
THEORETICAL WEIGHT
EP-1446 0,273 Kg/m

Mobilya Profilleri

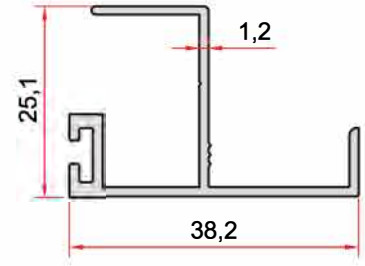
(Furniture Profiles)



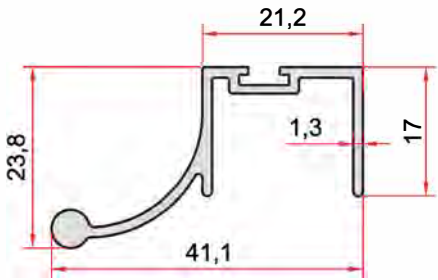
KOD-CODE *TEORİK AĞIRLIK*
THEORETICAL WEIGHT
EP-1387 **0,294 Kg/m**



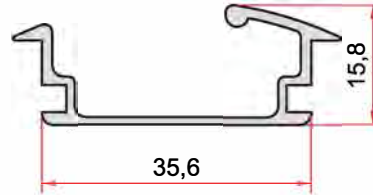
KOD-CODE *TEORİK AĞIRLIK*
THEORETICAL WEIGHT
EP-1403 **0,346 Kg/m**



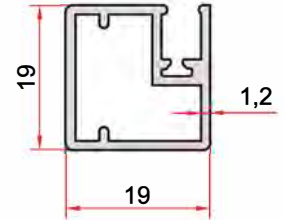
KOD-CODE *TEORİK AĞIRLIK*
THEORETICAL WEIGHT
EP-1404 **0,338 Kg/m**



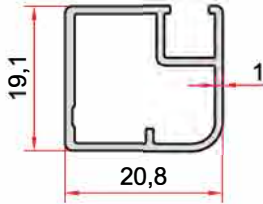
KOD-CODE *TEORİK AĞIRLIK*
THEORETICAL WEIGHT
EP-1405 **0,329 Kg/m**



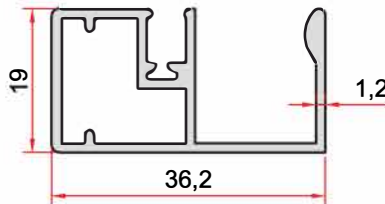
KOD-CODE *TEORİK AĞIRLIK*
THEORETICAL WEIGHT
EP-1425 **0,281 Kg/m**



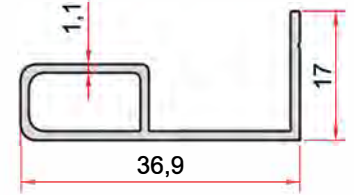
KOD-CODE *TEORİK AĞIRLIK*
THEORETICAL WEIGHT
EP-1426 **0,294 Kg/m**



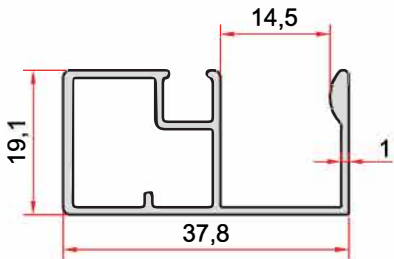
KOD-CODE *TEORİK AĞIRLIK*
THEORETICAL WEIGHT
EP-1463 **0,238 Kg/m**



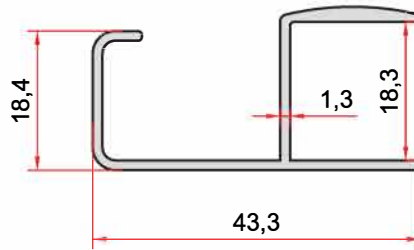
KOD-CODE *TEORİK AĞIRLIK*
THEORETICAL WEIGHT
EP-1427 **0,427 Kg/m**



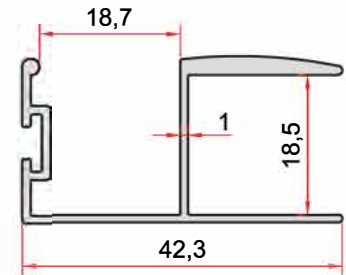
KOD-CODE *TEORİK AĞIRLIK*
THEORETICAL WEIGHT
EP-1430 **0,267 Kg/m**



KOD-CODE *TEORİK AĞIRLIK*
THEORETICAL WEIGHT
EP-1464 **0,356 Kg/m**



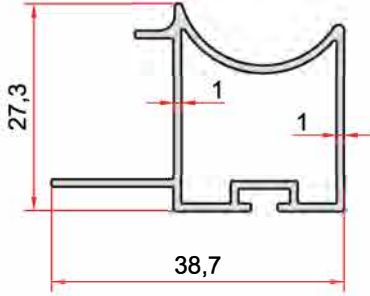
KOD-CODE *TEORİK AĞIRLIK*
THEORETICAL WEIGHT
EP-1507 **0,367 Kg/m**



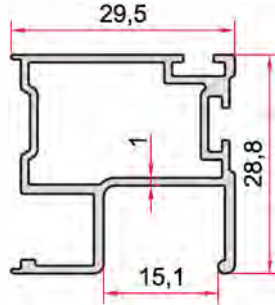
KOD-CODE *TEORİK AĞIRLIK*
THEORETICAL WEIGHT
EP-1466 **0,378 Kg/m**

Mobilya Profilleri

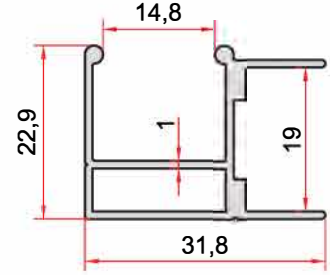
(Furniture Profiles)



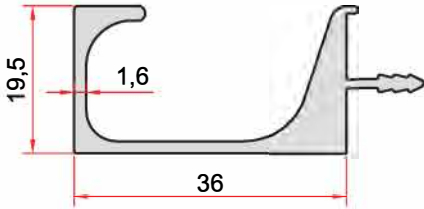
KOD-CODE *TEORİK AĞIRLIK*
THEORETICAL WEIGHT
EP-1510 0,345 Kg/m



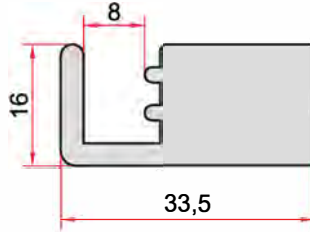
KOD-CODE *TEORİK AĞIRLIK*
THEORETICAL WEIGHT
EP-1465 0,405 Kg/m



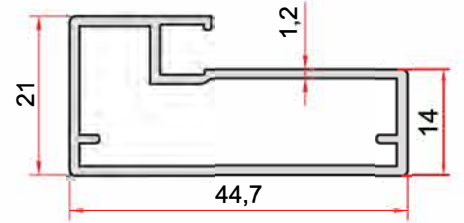
KOD-CODE *TEORİK AĞIRLIK*
THEORETICAL WEIGHT
EP-1505 0,335 Kg/m



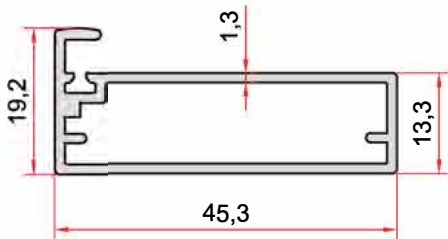
KOD-CODE *TEORİK AĞIRLIK*
THEORETICAL WEIGHT
EP-1486 0,583 Kg/m



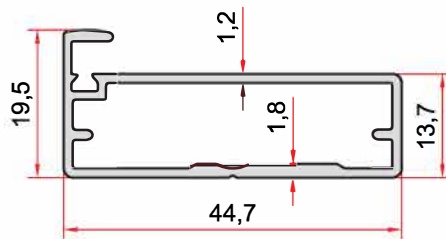
KOD-CODE *TEORİK AĞIRLIK*
THEORETICAL WEIGHT
EP-1488 1,107 Kg/m



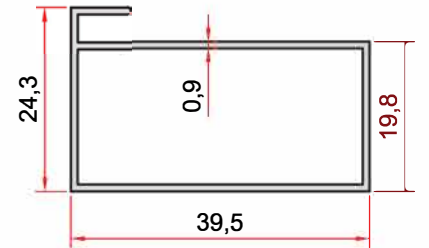
KOD-CODE *TEORİK AĞIRLIK*
THEORETICAL WEIGHT
EP-1381 0,475 Kg/m



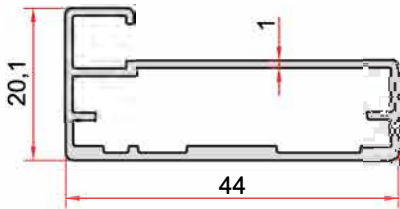
KOD-CODE *TEORİK AĞIRLIK*
THEORETICAL WEIGHT
EP-1384 0,475 Kg/m



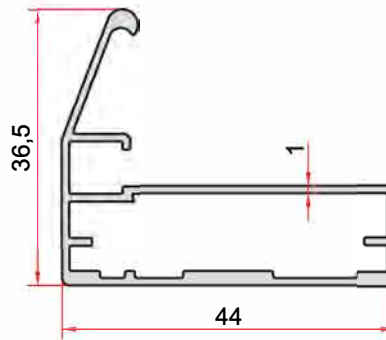
KOD-CODE *TEORİK AĞIRLIK*
THEORETICAL WEIGHT
EP-1421 0,446 Kg/m



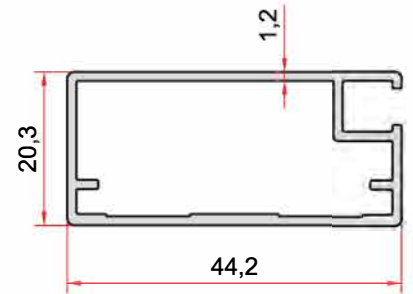
KOD-CODE *TEORİK AĞIRLIK*
THEORETICAL WEIGHT
EP-1433 0,308 Kg/m



KOD-CODE *TEORİK AĞIRLIK*
THEORETICAL WEIGHT
EP-1460 0,410 Kg/m



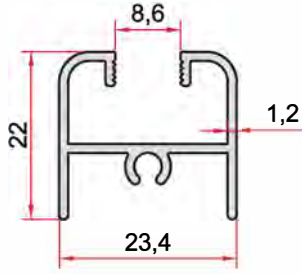
KOD-CODE *TEORİK AĞIRLIK*
THEORETICAL WEIGHT
EP-1461 0,475 Kg/m



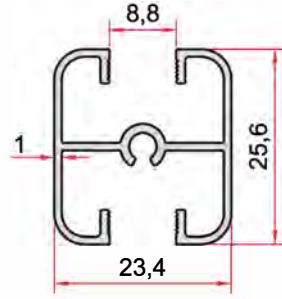
KOD-CODE *TEORİK AĞIRLIK*
THEORETICAL WEIGHT
EP-1462 0,467 Kg/m

Mobilya Profilleri

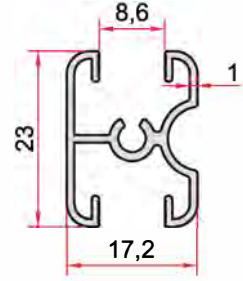
(Furniture Profiles)



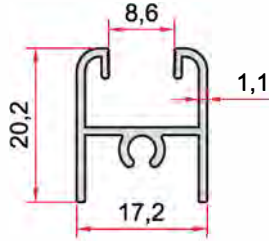
KOD-CODE TEORİK AĞIRLIK
THEORETICAL WEIGHT
EP-1361 0,292 Kg/m



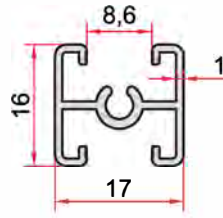
KOD-CODE TEORİK AĞIRLIK
THEORETICAL WEIGHT
EP-1362 0,316 Kg/m



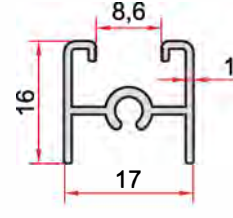
KOD-CODE TEORİK AĞIRLIK
THEORETICAL WEIGHT
EP-1394 0,243 Kg/m



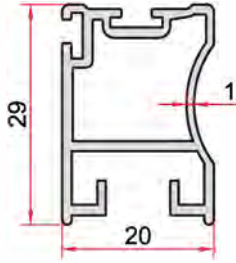
KOD-CODE TEORİK AĞIRLIK
THEORETICAL WEIGHT
EP-1395 0,216 Kg/m



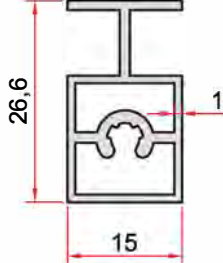
KOD-CODE TEORİK AĞIRLIK
THEORETICAL WEIGHT
EP-1398 0,200 Kg/m



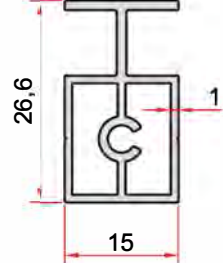
KOD-CODE TEORİK AĞIRLIK
THEORETICAL WEIGHT
EP-1399 0,175 Kg/m



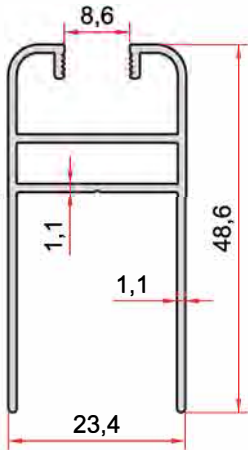
KOD-CODE TEORİK AĞIRLIK
THEORETICAL WEIGHT
EP-1397 0,394 Kg/m



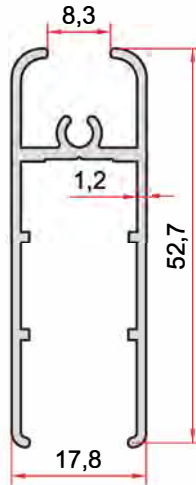
KOD-CODE TEORİK AĞIRLIK
THEORETICAL WEIGHT
EP-1369 0,327 Kg/m



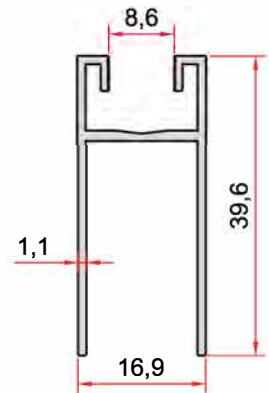
KOD-CODE TEORİK AĞIRLIK
THEORETICAL WEIGHT
EP-1468 0,308 Kg/m



KOD-CODE TEORİK AĞIRLIK
THEORETICAL WEIGHT
EP-1360 0,464 Kg/m



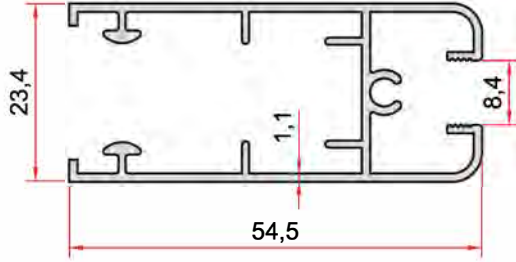
KOD-CODE TEORİK AĞIRLIK
THEORETICAL WEIGHT
EP-1396 0,486 Kg/m



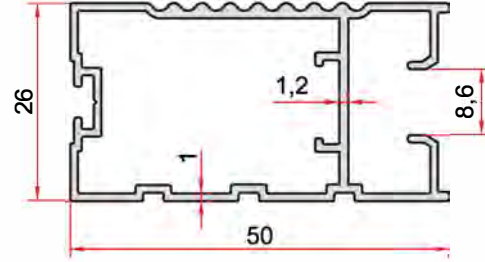
KOD-CODE TEORİK AĞIRLIK
THEORETICAL WEIGHT
EP-1400 0,324 Kg/m

Mobilya Profilleri

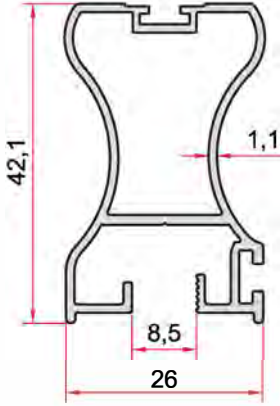
(Furniture Profiles)



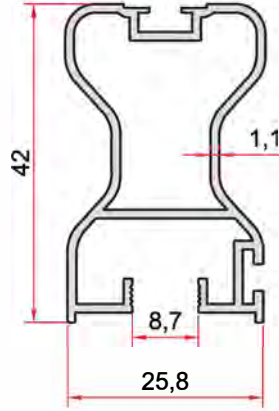
KOD-CODE *TEORİK AĞIRLIK*
THEORETICAL WEIGHT
EP-1370 0,562 Kg/m



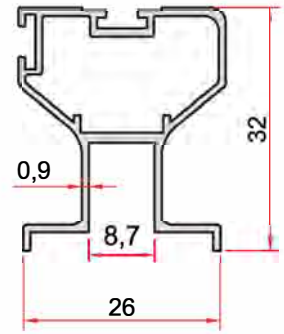
KOD-CODE *TEORİK AĞIRLIK*
THEORETICAL WEIGHT
EP-1357 0,564 Kg/m



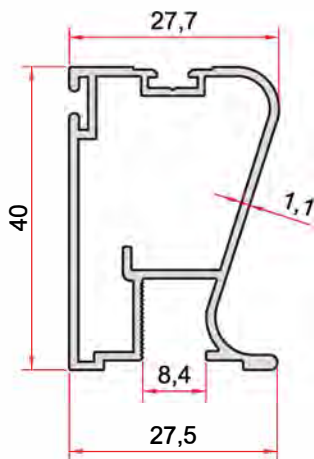
KOD-CODE *TEORİK AĞIRLIK*
THEORETICAL WEIGHT
EP-1363 0,494 Kg/m



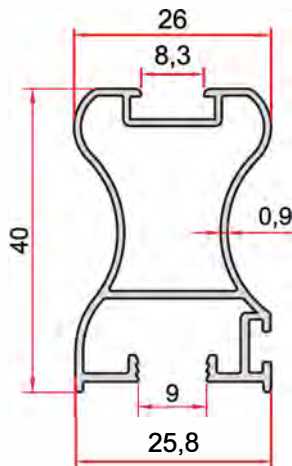
KOD-CODE *TEORİK AĞIRLIK*
THEORETICAL WEIGHT
EP-1365 0,516 Kg/m



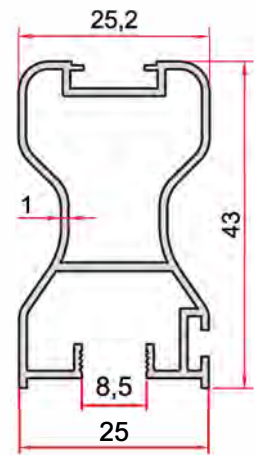
KOD-CODE *TEORİK AĞIRLIK*
THEORETICAL WEIGHT
EP-1380 0,362 Kg/m



KOD-CODE *TEORİK AĞIRLIK*
THEORETICAL WEIGHT
EP-1393 0,505 Kg/m



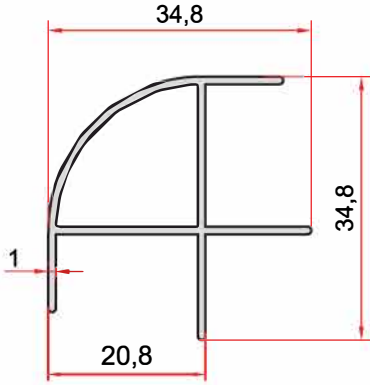
KOD-CODE *TEORİK AĞIRLIK*
THEORETICAL WEIGHT
EP-1452 0,408 Kg/m



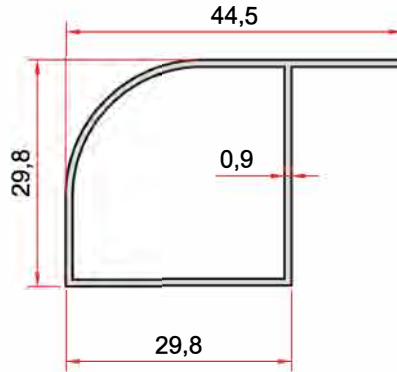
KOD-CODE *TEORİK AĞIRLIK*
THEORETICAL WEIGHT
EP-1459 0,451 Kg/m

Mobilya Profilleri

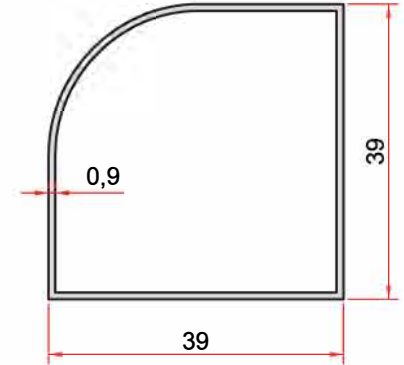
(Furniture Profiles)



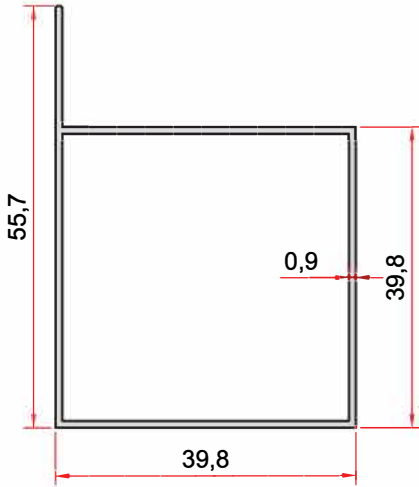
KOD-CODE *TEORİK AĞIRLIK*
THEORETICAL WEIGHT
EP-1390 0,321 Kg/m



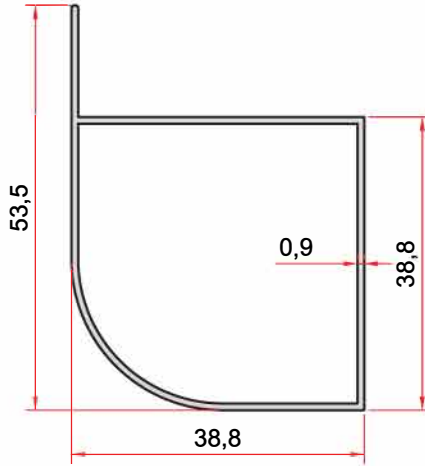
KOD-CODE *TEORİK AĞIRLIK*
THEORETICAL WEIGHT
EP-1434 0,297 Kg/m



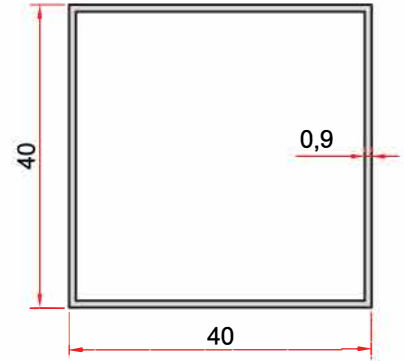
KOD-CODE *TEORİK AĞIRLIK*
THEORETICAL WEIGHT
EP-1437 0,351 Kg/m



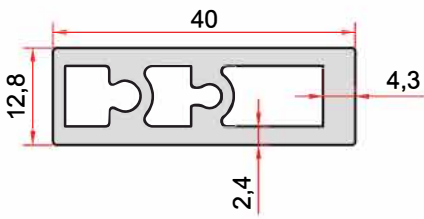
KOD-CODE *TEORİK AĞIRLIK*
THEORETICAL WEIGHT
EP-1435 0,416 Kg/m



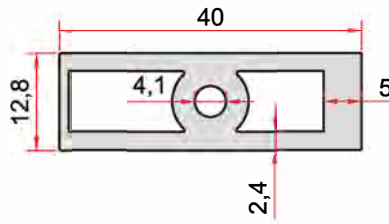
KOD-CODE *TEORİK AĞIRLIK*
THEORETICAL WEIGHT
EP-1436 0,383 Kg/m



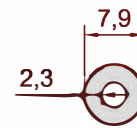
KOD-CODE *TEORİK AĞIRLIK*
THEORETICAL WEIGHT
EP-1438 0,381 Kg/m



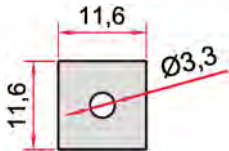
KOD-CODE *TEORİK AĞIRLIK*
THEORETICAL WEIGHT
EP-1499 0,797 Kg/m



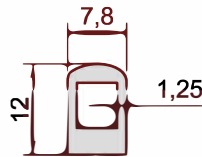
KOD-CODE *TEORİK AĞIRLIK*
THEORETICAL WEIGHT
EP-1493 0,807 Kg/m



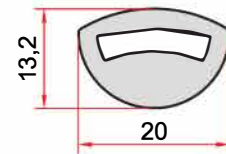
KOD-CODE *TEORİK AĞIRLIK*
THEORETICAL WEIGHT
EP-1504 0,108 Kg/m



KOD-CODE *TEORİK AĞIRLIK*
THEORETICAL WEIGHT
EP-1480 0,340 Kg/m



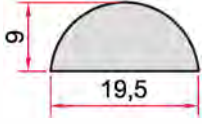
KOD-CODE *TEORİK AĞIRLIK*
THEORETICAL WEIGHT
EP-1494 0,156 Kg/m



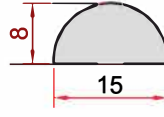
KOD-CODE *TEORİK AĞIRLIK*
THEORETICAL WEIGHT
EP-1410 0,424 Kg/m

Mobilya Profilleri

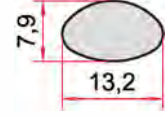
(Furniture Profiles)



KOD-CODE TEORİK AĞIRLIK
THEORETICAL WEIGHT
EP-1417 0,364 Kg/m



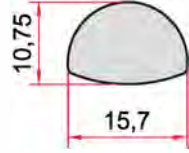
KOD-CODE TEORİK AĞIRLIK
THEORETICAL WEIGHT
EP-1443 0,259 Kg/m



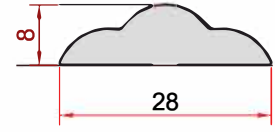
KOD-CODE TEORİK AĞIRLIK
THEORETICAL WEIGHT
EP-1472 0,219 Kg/m



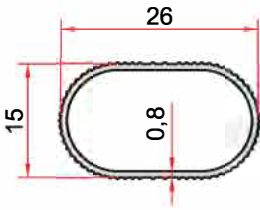
KOD-CODE TEORİK AĞIRLIK
THEORETICAL WEIGHT
EP-1479 0,305 Kg/m



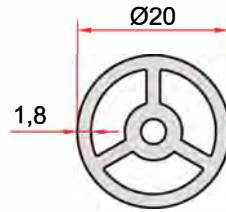
KOD-CODE TEORİK AĞIRLIK
THEORETICAL WEIGHT
EP-1491 0,362 Kg/m



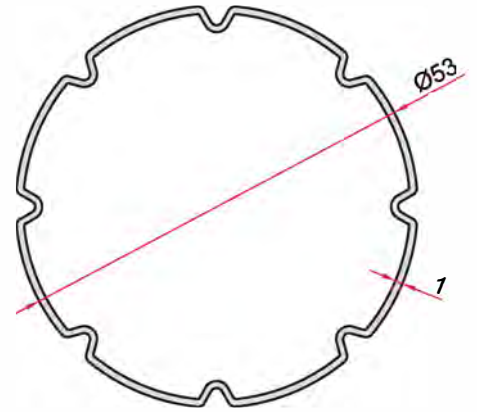
KOD-CODE TEORİK AĞIRLIK
THEORETICAL WEIGHT
EP-1444 0,389 Kg/m



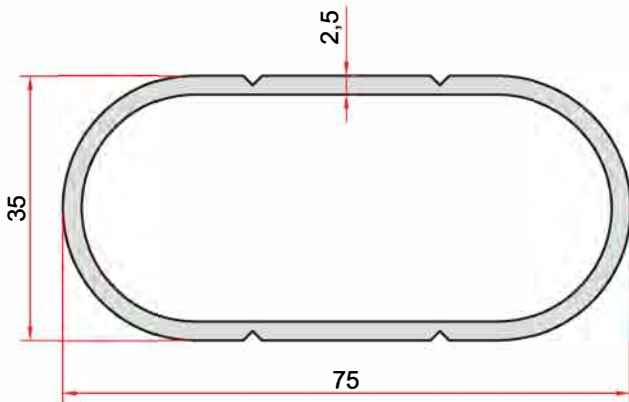
KOD-CODE TEORİK AĞIRLIK
THEORETICAL WEIGHT
EP-0871 0,157 Kg/m



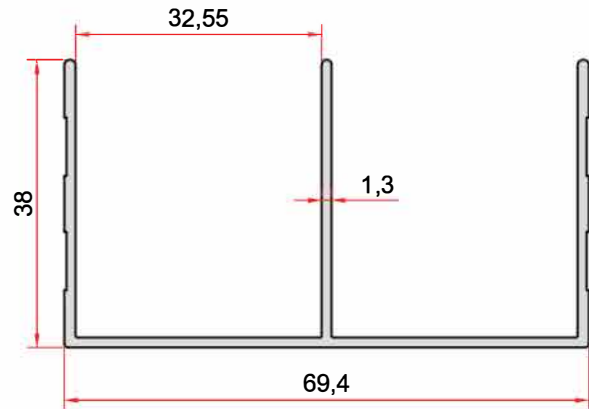
KOD-CODE TEORİK AĞIRLIK
THEORETICAL WEIGHT
EP-1496 0,440 Kg/m



KOD-CODE TEORİK AĞIRLIK
THEORETICAL WEIGHT
EP-1445 0,478 Kg/m



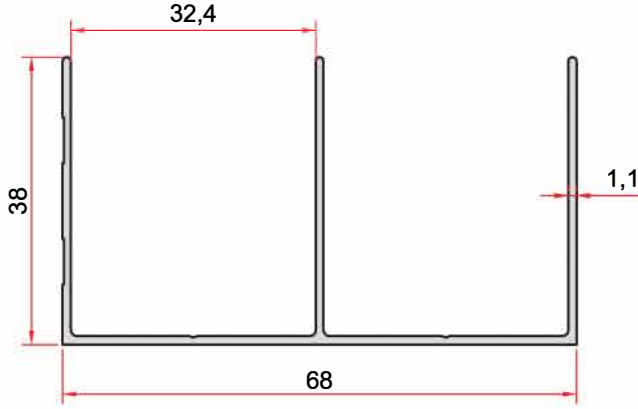
KOD-CODE TEORİK AĞIRLIK
THEORETICAL WEIGHT
EP-1419 1,212 Kg/m



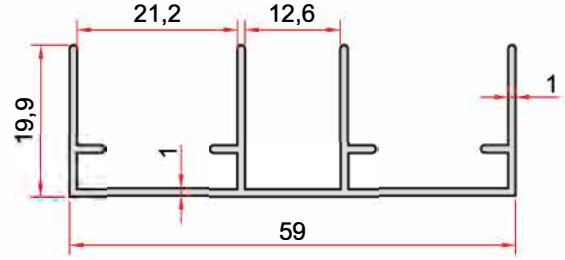
KOD-CODE TEORİK AĞIRLIK
THEORETICAL WEIGHT
EP-1358 0,641 Kg/m

Mobilya Profilleri

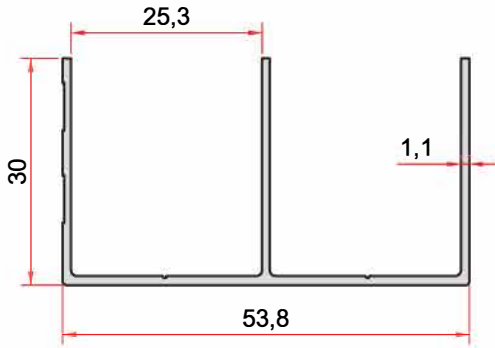
(Furniture Profiles)



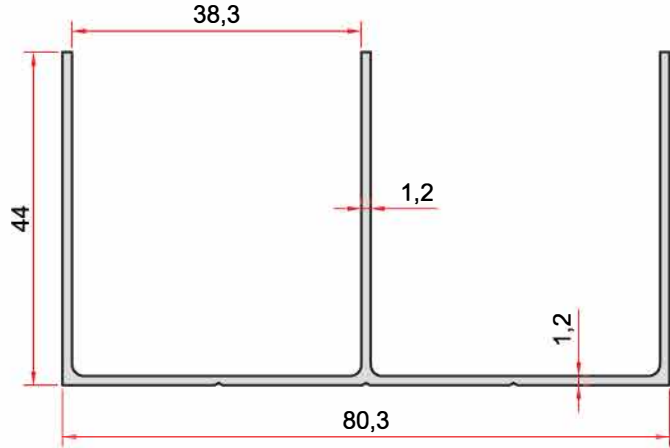
KOD-CODE *TEORİK AĞIRLIK*
THEORETICAL WEIGHT
EP-1371 0,524 Kg/m



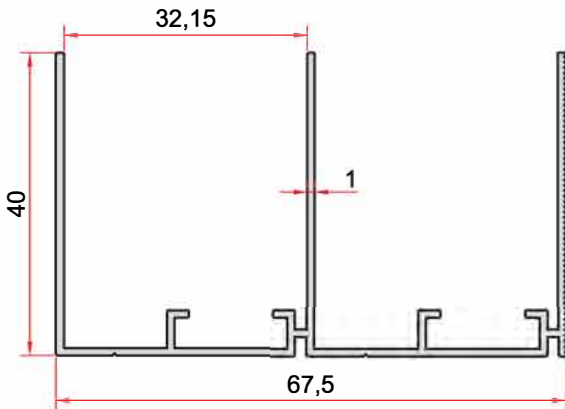
KOD-CODE *TEORİK AĞIRLIK*
THEORETICAL WEIGHT
EP-1382 0,400 Kg/m



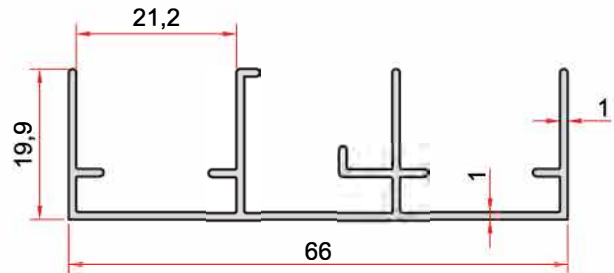
KOD-CODE *TEORİK AĞIRLIK*
THEORETICAL WEIGHT
EP-1401 0,416 Kg/m



KOD-CODE *TEORİK AĞIRLIK*
THEORETICAL WEIGHT
EP-1424 0,697 Kg/m



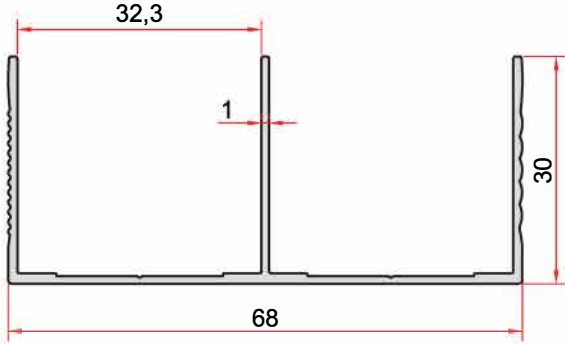
KOD-CODE *TEORİK AĞIRLIK*
THEORETICAL WEIGHT
EP-1442 0,583 Kg/m



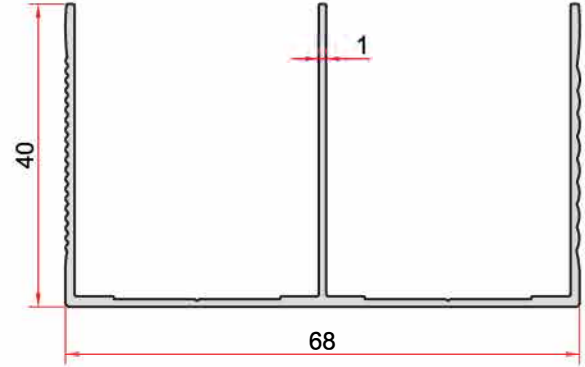
KOD-CODE *TEORİK AĞIRLIK*
THEORETICAL WEIGHT
EP-1453 0,451 Kg/m

Mobilya Profilleri

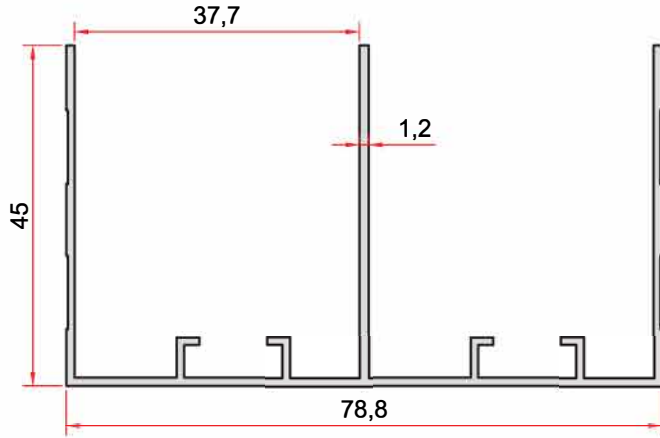
(Furniture Profiles)



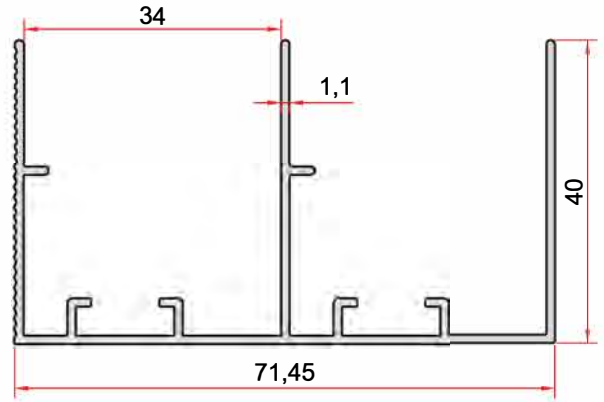
KOD-CODE *TEORİK AĞIRLIK*
THEORETICAL WEIGHT
EP-1457 0,456 Kg/m



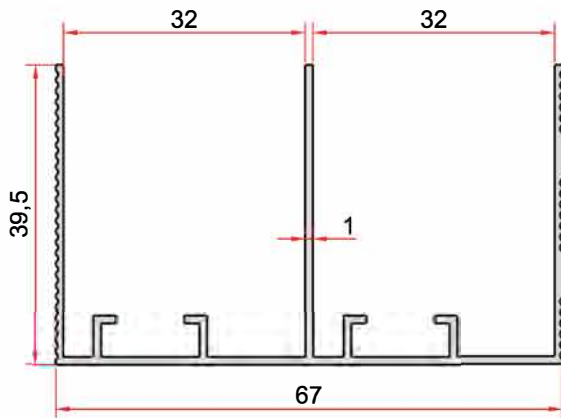
KOD-CODE *TEORİK AĞIRLIK*
THEORETICAL WEIGHT
EP-1458 0,543 Kg/m



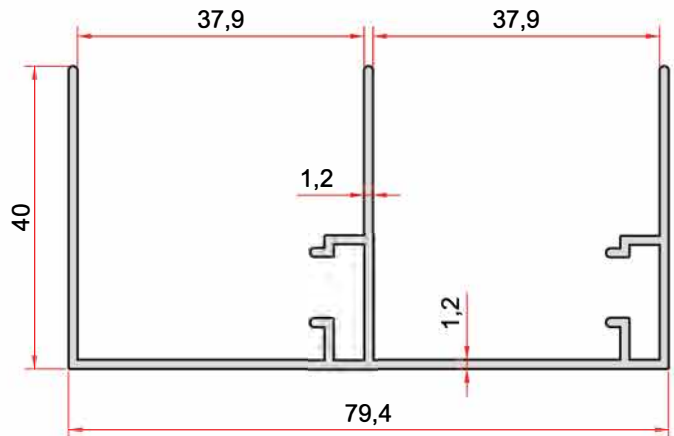
KOD-CODE *TEORİK AĞIRLIK*
THEORETICAL WEIGHT
EP-1482 0,694 Kg/m



KOD-CODE *TEORİK AĞIRLIK*
THEORETICAL WEIGHT
EP-1485 0,661 Kg/m

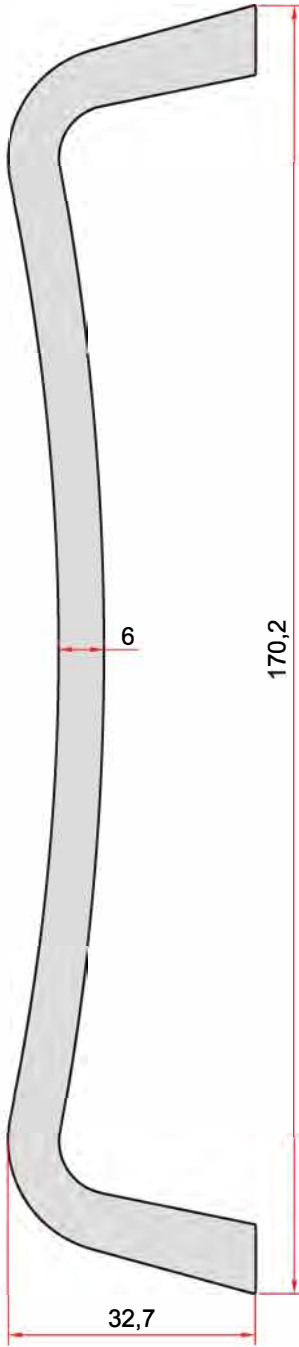


KOD-CODE *TEORİK AĞIRLIK*
THEORETICAL WEIGHT
EP-1502 0,545 Kg/m

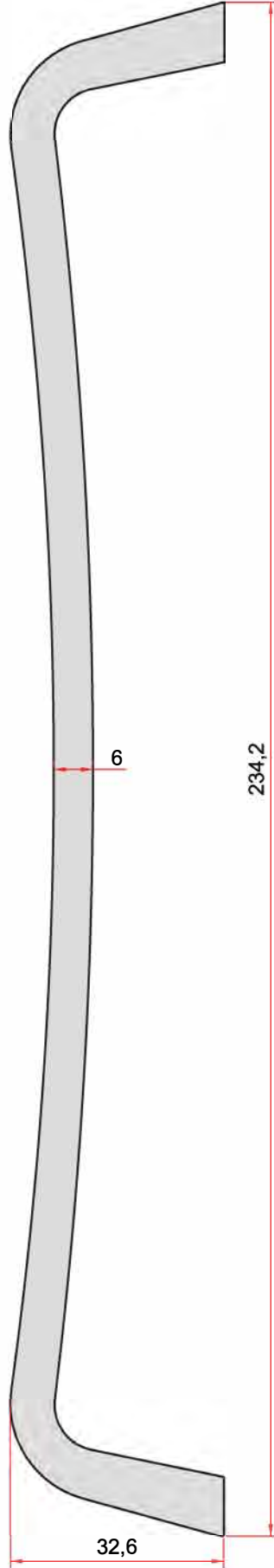


KOD-CODE *TEORİK AĞIRLIK*
THEORETICAL WEIGHT
EP-1489 0,737 Kg/m

Mobilya Profilleri (Furniture Profiles)



KOD-CODE **TEORİK AĞIRLIK**
EP-1477 **THEORETICAL WEIGHT**
 3,717 Kg/m



KOD-CODE **TEORİK AĞIRLIK**
EP-1478 **THEORETICAL WEIGHT**
 4,790 Kg/m



ekin PROFİL®

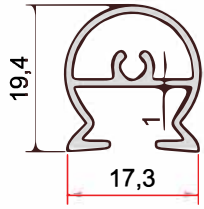
ALÜMİNYUM SİSTEMLER

Duşakabin Profilleri

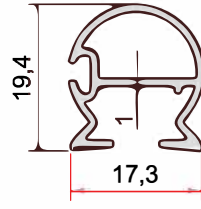
Shower Cabin Profiles



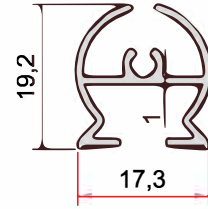
Duşakabin Profilleri (Shower Cabin Profiles)



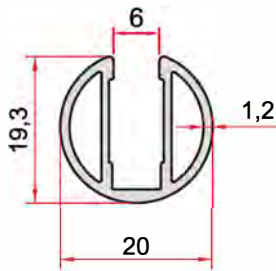
KOD-CODE *TEORİK AĞIRLIK*
THEORETICAL WEIGHT
EP-1751 0,229 Kg/m



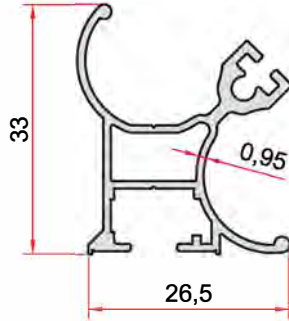
KOD-CODE *TEORİK AĞIRLIK*
THEORETICAL WEIGHT
EP-1752 0,216 Kg/m



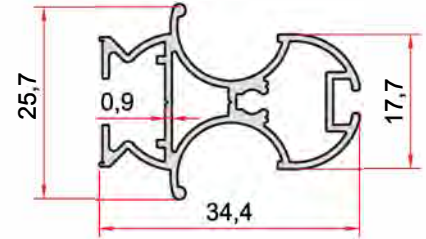
KOD-CODE *TEORİK AĞIRLIK*
THEORETICAL WEIGHT
EP-1753 0,219 Kg/m



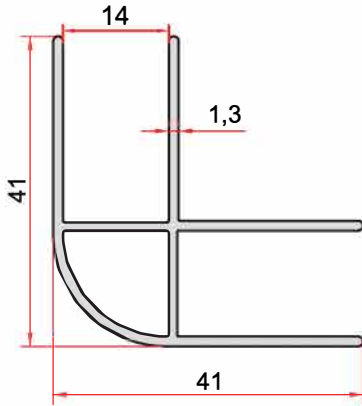
KOD-CODE *TEORİK AĞIRLIK*
THEORETICAL WEIGHT
EP-1769 0,275 Kg/m



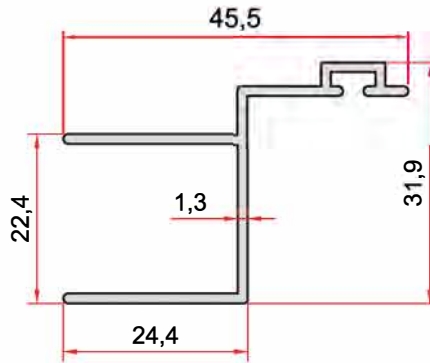
KOD-CODE *TEORİK AĞIRLIK*
THEORETICAL WEIGHT
EP-1757 0,386 Kg/m



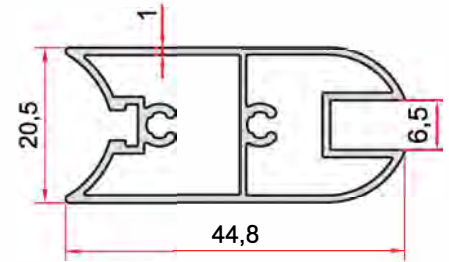
KOD-CODE *TEORİK AĞIRLIK*
THEORETICAL WEIGHT
EP-1755 0,385 Kg/m



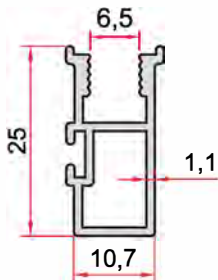
KOD-CODE *TEORİK AĞIRLIK*
THEORETICAL WEIGHT
EP-1766 0,518 Kg/m



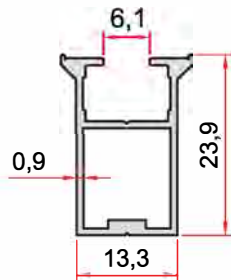
KOD-CODE *TEORİK AĞIRLIK*
THEORETICAL WEIGHT
EP-1782 0,364 Kg/m



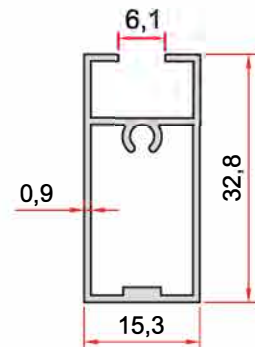
KOD-CODE *TEORİK AĞIRLIK*
THEORETICAL WEIGHT
EP-1772 0,518 Kg/m



KOD-CODE *TEORİK AĞIRLIK*
THEORETICAL WEIGHT
EP-1783 0,248 Kg/m

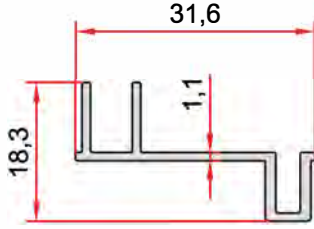


KOD-CODE *TEORİK AĞIRLIK*
THEORETICAL WEIGHT
EP-1763 0,224 Kg/m

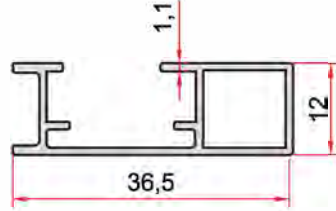


KOD-CODE *TEORİK AĞIRLIK*
THEORETICAL WEIGHT
EP-1759 0,278 Kg/m

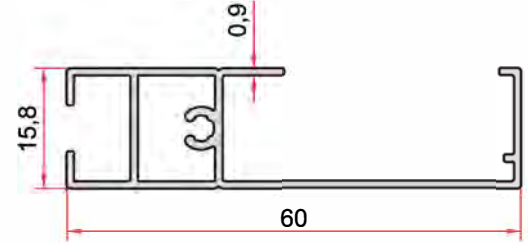
Duřakabin Profilleri (Shower Cabin Profiles)



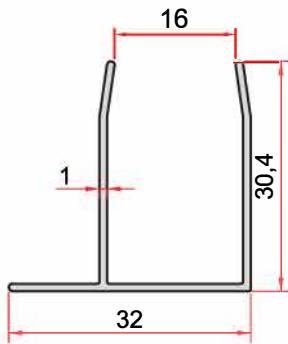
KOD-CODE *TEORİK AĞIRLIK*
THEORETICAL WEIGHT
EP-1789 **0,207 Kg/m**



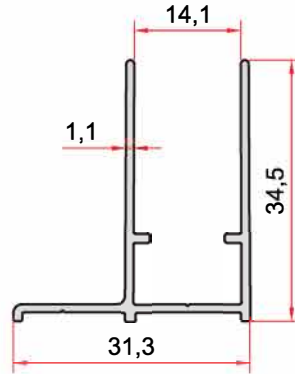
KOD-CODE *TEORİK AĞIRLIK*
THEORETICAL WEIGHT
EP-1761 **0,259 Kg/m**



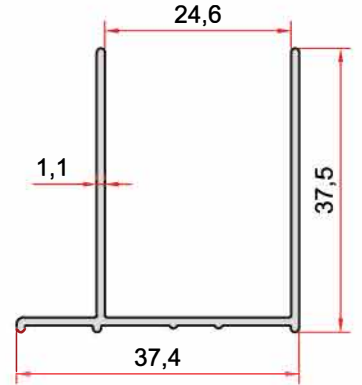
KOD-CODE *TEORİK AĞIRLIK*
THEORETICAL WEIGHT
EP-1765 **0,391 Kg/m**



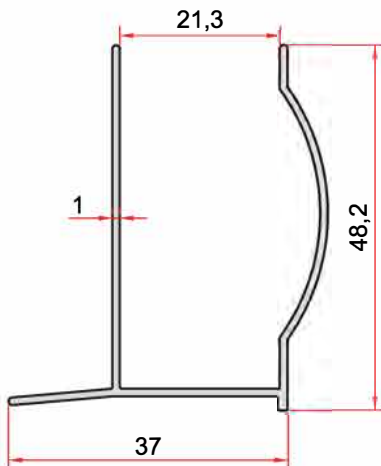
KOD-CODE *TEORİK AĞIRLIK*
THEORETICAL WEIGHT
EP-1767 **0,243 Kg/m**



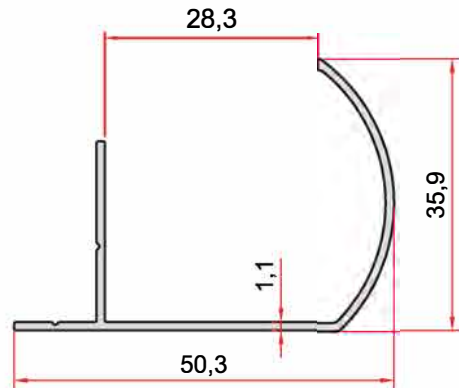
KOD-CODE *TEORİK AĞIRLIK*
THEORETICAL WEIGHT
EP-1768 **0,308 Kg/m**



KOD-CODE *TEORİK AĞIRLIK*
THEORETICAL WEIGHT
EP-1774 **0,321 Kg/m**

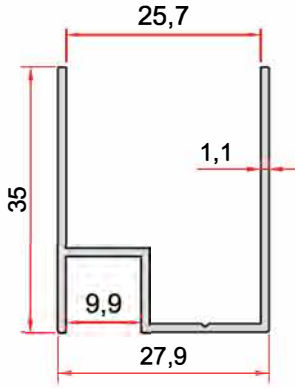


KOD-CODE *TEORİK AĞIRLIK*
THEORETICAL WEIGHT
EP-1771 **0,356 Kg/m**

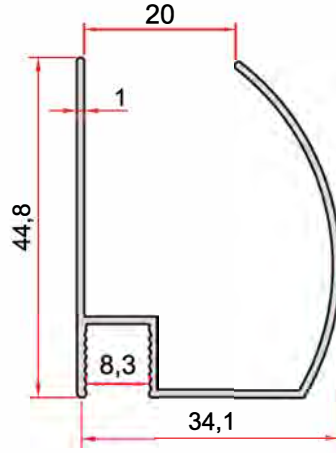


KOD-CODE *TEORİK AĞIRLIK*
THEORETICAL WEIGHT
EP-1756 **0,313 Kg/m**

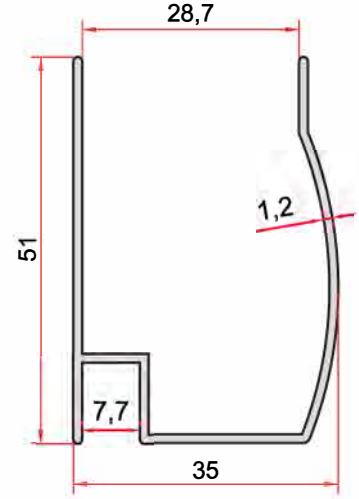
Duřakabin Profilleri (Shower Cabin Profiles)



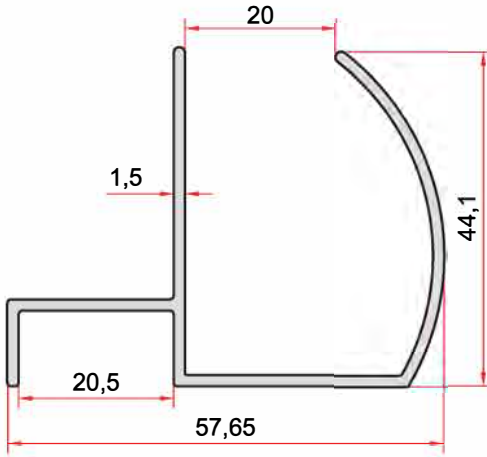
KOD-CODE TEORİK AĞIRLIK
THEORETICAL WEIGHT
EP-1758 0,313 Kg/m



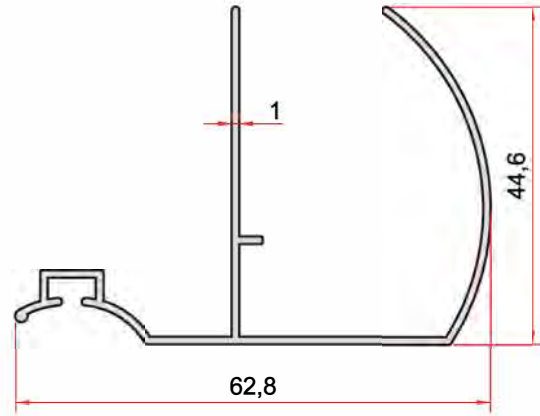
KOD-CODE TEORİK AĞIRLIK
THEORETICAL WEIGHT
EP-1764 0,353 Kg/m



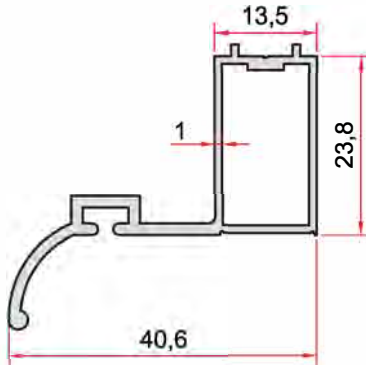
KOD-CODE TEORİK AĞIRLIK
THEORETICAL WEIGHT
EP-1777 0,440 Kg/m



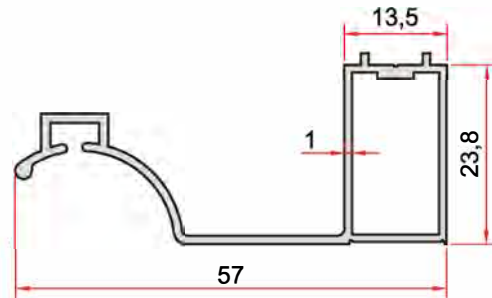
KOD-CODE TEORİK AĞIRLIK
THEORETICAL WEIGHT
EP-1788 0,621 Kg/m



KOD-CODE TEORİK AĞIRLIK
THEORETICAL WEIGHT
EP-1784 0,451 Kg/m



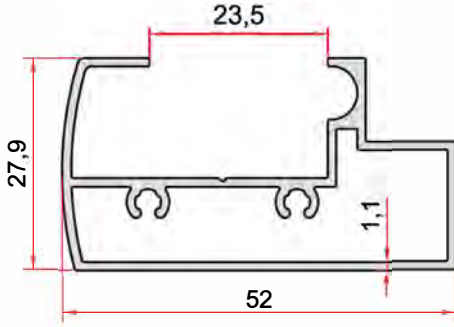
KOD-CODE TEORİK AĞIRLIK
THEORETICAL WEIGHT
EP-1780 0,399 Kg/m



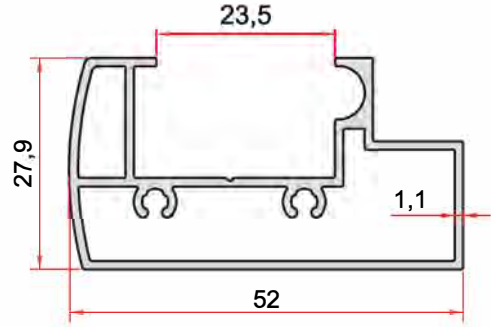
KOD-CODE TEORİK AĞIRLIK
THEORETICAL WEIGHT
EP-1781 0,400 Kg/m

Duřakabin Profilleri

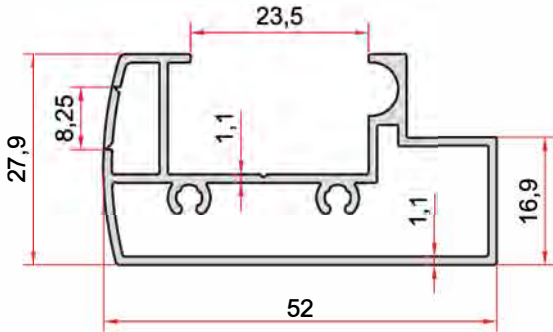
(Shower Cabin Profiles)



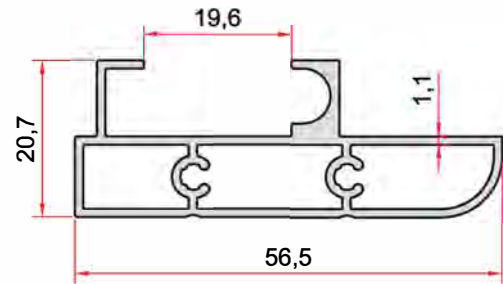
KOD-CODE *TEORİK AĞIRLIK*
THEORETICAL WEIGHT
EP-1754 0,596 Kg/m



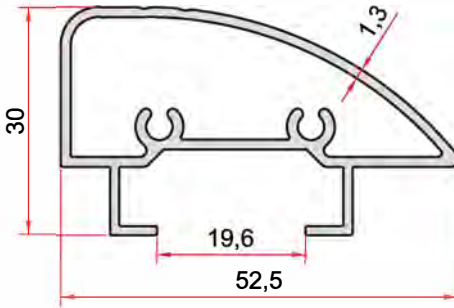
KOD-CODE *TEORİK AĞIRLIK*
THEORETICAL WEIGHT
EP-1762 0,640 Kg/m



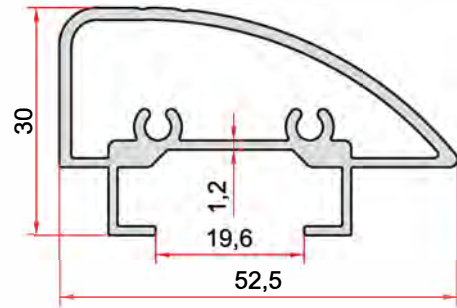
KOD-CODE *TEORİK AĞIRLIK*
THEORETICAL WEIGHT
EP-1787 0,632 Kg/m



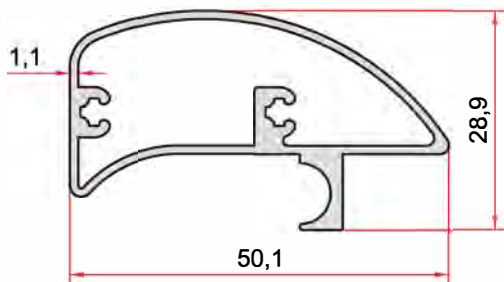
KOD-CODE *TEORİK AĞIRLIK*
THEORETICAL WEIGHT
EP-1786 0,594 Kg/m



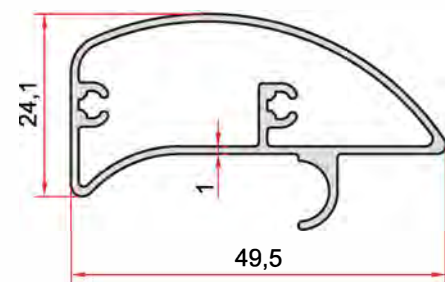
KOD-CODE *TEORİK AĞIRLIK*
THEORETICAL WEIGHT
EP-1773 0,613 Kg/m



KOD-CODE *TEORİK AĞIRLIK*
THEORETICAL WEIGHT
EP-1775 0,726 Kg/m

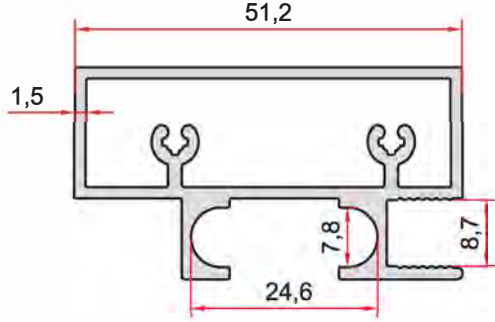


KOD-CODE *TEORİK AĞIRLIK*
THEORETICAL WEIGHT
EP-1779 0,575 Kg/m

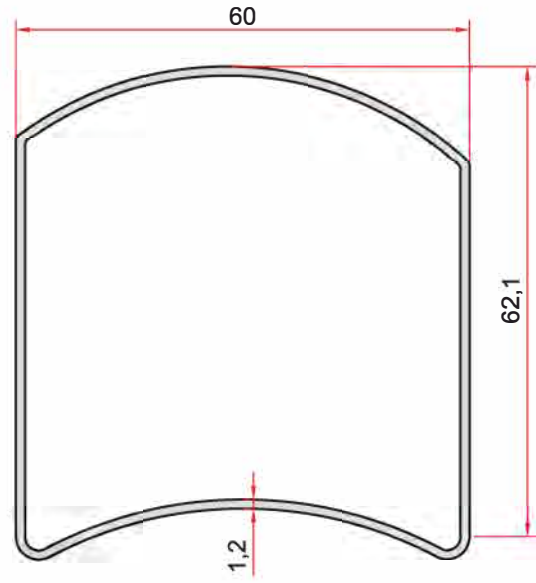


KOD-CODE *TEORİK AĞIRLIK*
THEORETICAL WEIGHT
EP-1770 0,475 Kg/m

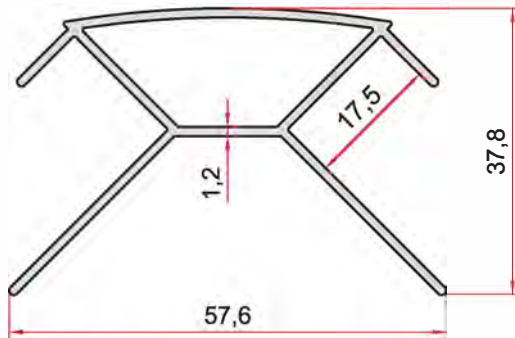
Duřakabin Profilleri (Shower Cabin Profiles)



KOD-CODE *TEORİK AĞIRLIK*
THEORETICAL WEIGHT
EP-1790 **0,885 Kg/m**



KOD-CODE *TEORİK AĞIRLIK*
THEORETICAL WEIGHT
EP-1760 **0,742 Kg/m**



KOD-CODE *TEORİK AĞIRLIK*
THEORETICAL WEIGHT
EP-1785 **0,562 Kg/m**



ekin PROFİL®

ALÜMİNYUM SİSTEMLER

Küpeşte Profilleri

Handrail Profiles



Küpeşte Aksesuar Profilleri

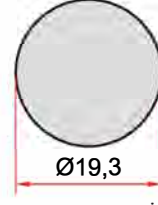
(Handrail Accessories Profiles)



KOD-CODE TEORİK AĞIRLIK
THEORETICAL WEIGHT
EP-0146 0,136 Kg/m



KOD-CODE TEORİK AĞIRLIK
THEORETICAL WEIGHT
EP-0006 0,542 Kg/m



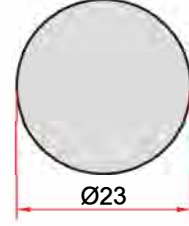
KOD-CODE TEORİK AĞIRLIK
THEORETICAL WEIGHT
EP-0128 0,791 Kg/m




KOD-CODE TEORİK AĞIRLIK
THEORETICAL WEIGHT
EP-0008 0,847 Kg/m




KOD-CODE TEORİK AĞIRLIK
THEORETICAL WEIGHT
EP-0009 1,074 Kg/m



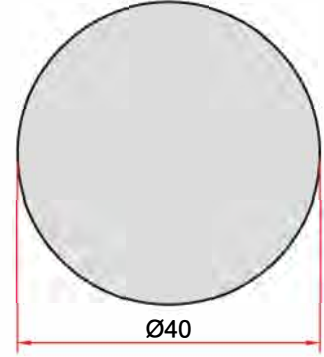
KOD-CODE TEORİK AĞIRLIK
THEORETICAL WEIGHT
EP-0127 1,120 Kg/m




KOD-CODE TEORİK AĞIRLIK
THEORETICAL WEIGHT
EP-0126 1,326 Kg/m




KOD-CODE TEORİK AĞIRLIK
THEORETICAL WEIGHT
EP-0007 1,906 Kg/m



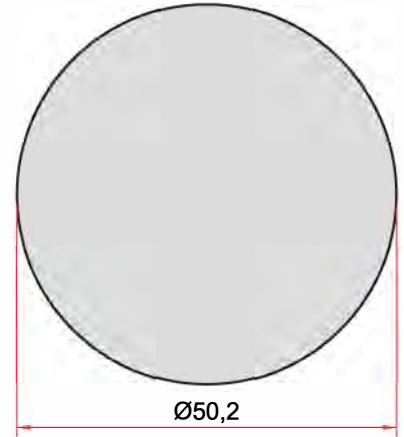
KOD-CODE TEORİK AĞIRLIK
THEORETICAL WEIGHT
EP-0005 3,391 Kg/m



KOD-CODE TEORİK AĞIRLIK
THEORETICAL WEIGHT
EP-0136 3,548 Kg/m




KOD-CODE TEORİK AĞIRLIK
THEORETICAL WEIGHT
EP-0130 4,293 Kg/m

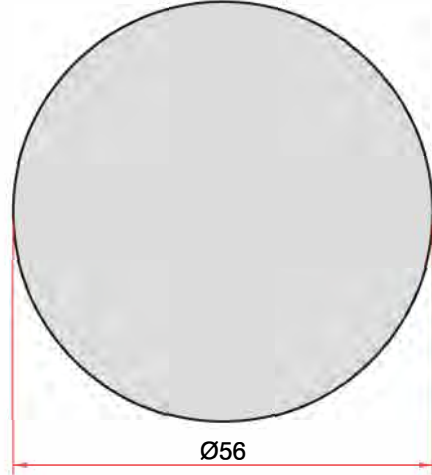


KOD-CODE TEORİK AĞIRLIK
THEORETICAL WEIGHT
EP-0003 5,364 Kg/m


Küpeşte Aksesuar Profilleri (Handrail Accessories Profiles)




KOD-CODE TEORİK AĞIRLIK
THEORETICAL WEIGHT
EP-0030 6,183 Kg/m



KOD-CODE TEORİK AĞIRLIK
THEORETICAL WEIGHT
EP-0004 6,531 Kg/m

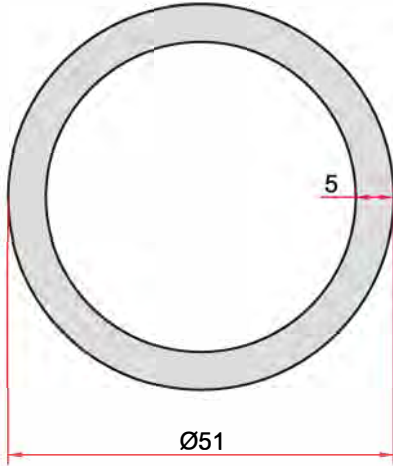


KOD-CODE TEORİK AĞIRLIK
THEORETICAL WEIGHT
EP-0137 7,633 Kg/m

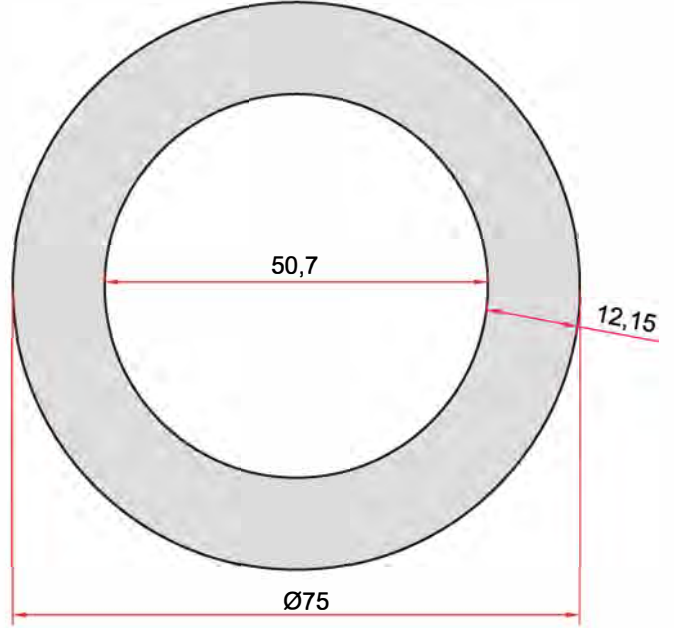


KOD-CODE TEORİK AĞIRLIK
THEORETICAL WEIGHT
EP-1871 10,390 Kg/m

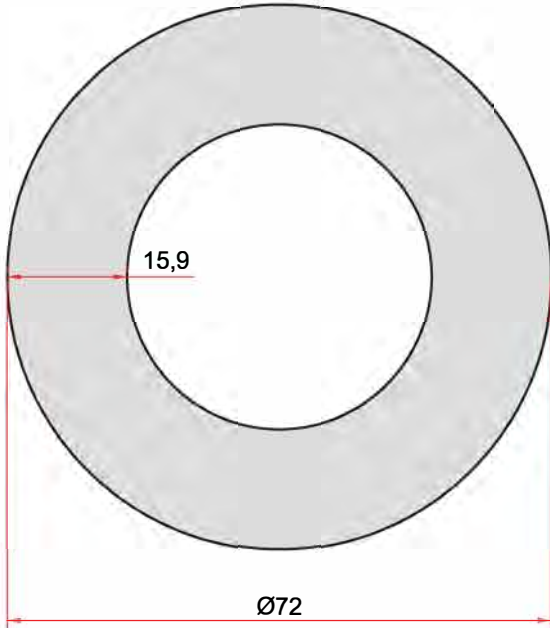
Küpeşte Aksesuar Profilleri (Handrail Accessories Profiles)



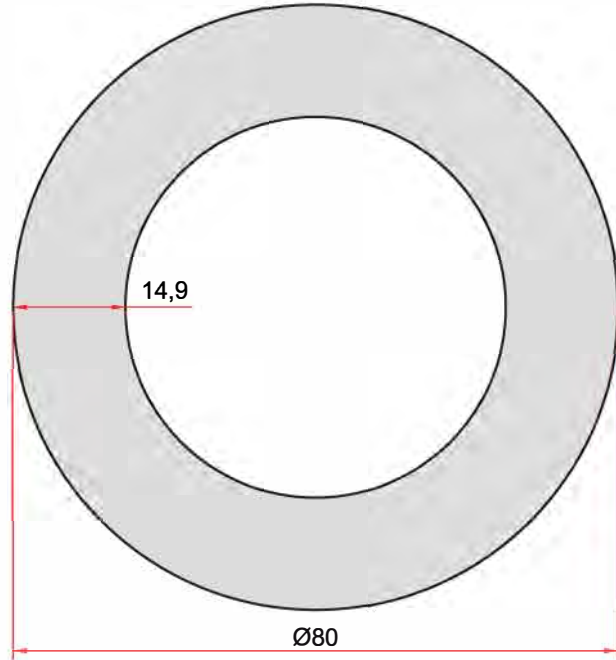
KOD-CODE TEORİK AĞIRLIK
THEORETICAL WEIGHT
EP-1918 1,952 Kg/m



KOD-CODE TEORİK AĞIRLIK
THEORETICAL WEIGHT
EP-5068 6,480 Kg/m



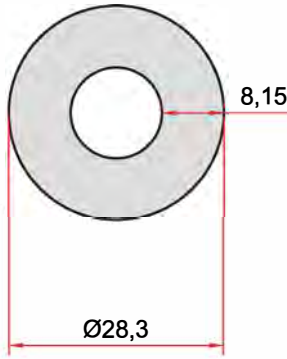
KOD-CODE TEORİK AĞIRLIK
THEORETICAL WEIGHT
EP-1852 7,549 Kg/m



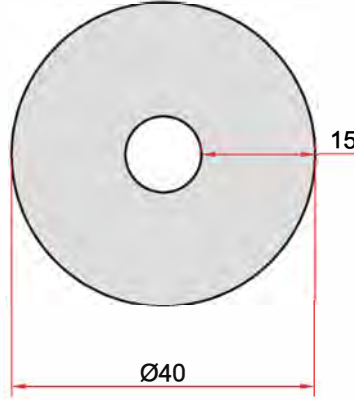
KOD-CODE TEORİK AĞIRLIK
THEORETICAL WEIGHT
EP-1851 8,205 Kg/m

Küpeşte Aksesuar Profilleri

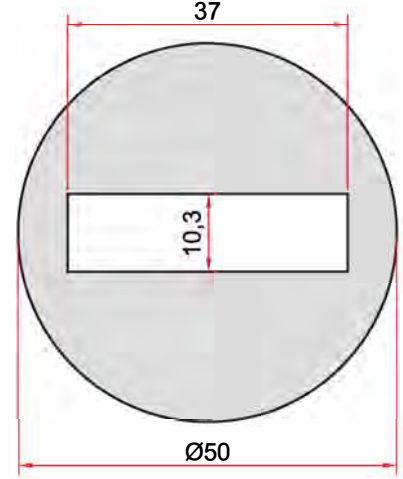
(Handrail Accessories Profiles)



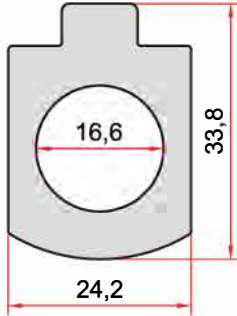
KOD-CODE *TEORİK AĞIRLIK*
THEORETICAL WEIGHT
EP-5029 1,393 Kg/m



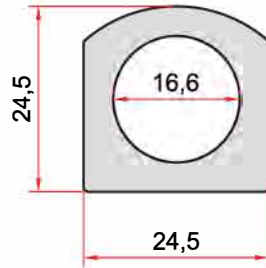
KOD-CODE *TEORİK AĞIRLIK*
THEORETICAL WEIGHT
EP-1853 3,181 Kg/m



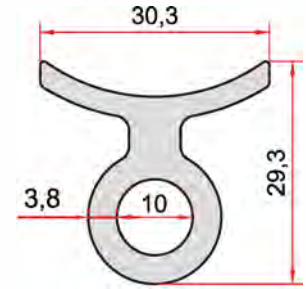
KOD-CODE *TEORİK AĞIRLIK*
THEORETICAL WEIGHT
EP-1863 4,271 Kg/m



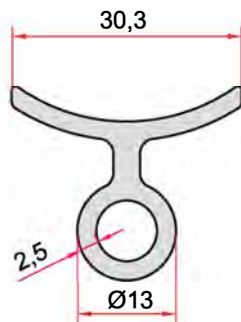
KOD-CODE *TEORİK AĞIRLIK*
THEORETICAL WEIGHT
EP-1855 1,337 Kg/m



KOD-CODE *TEORİK AĞIRLIK*
THEORETICAL WEIGHT
EP-1941 0,940 Kg/m



KOD-CODE *TEORİK AĞIRLIK*
THEORETICAL WEIGHT
EP-5032 0,788 Kg/m

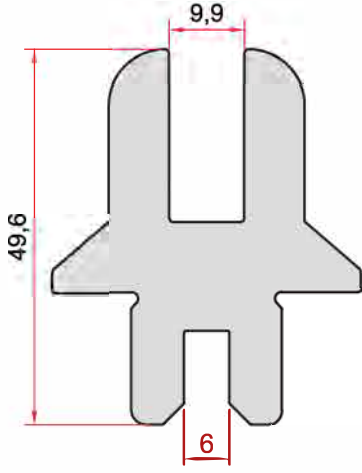


KOD-CODE *TEORİK AĞIRLIK*
THEORETICAL WEIGHT
EP-5071 0,497 Kg/m

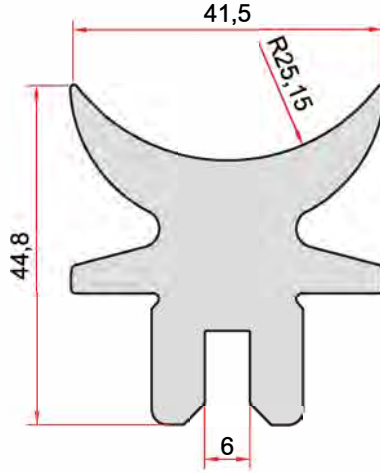


KOD-CODE *TEORİK AĞIRLIK*
THEORETICAL WEIGHT
EP-5082 0,418 Kg/m

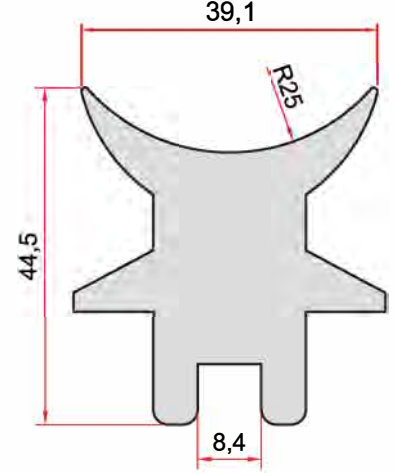
Küpeşte Aksesuar Profilleri (Handrail Accessories Profiles)



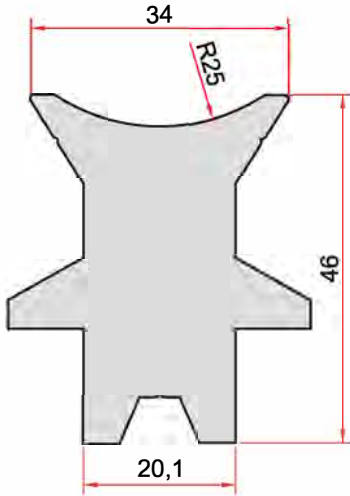
KOD-CODE TEORİK AĞIRLIK
EP-1856 2,530 Kg/m
THEORETICAL WEIGHT



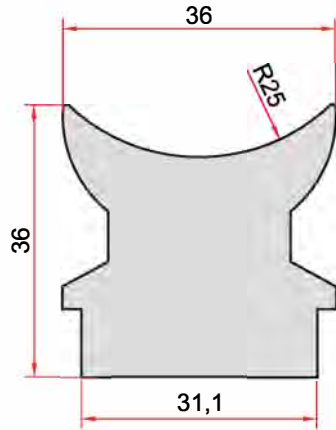
KOD-CODE TEORİK AĞIRLIK
EP-1857 2,403 Kg/m
THEORETICAL WEIGHT



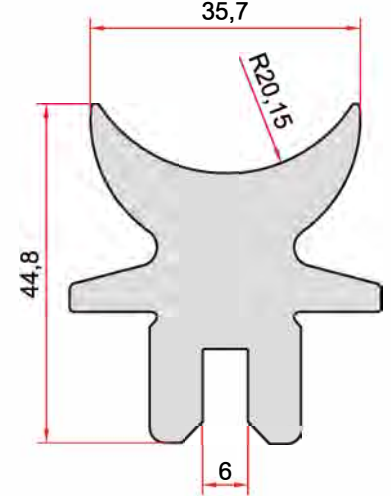
KOD-CODE TEORİK AĞIRLIK
EP-1966 2,397 Kg/m
THEORETICAL WEIGHT



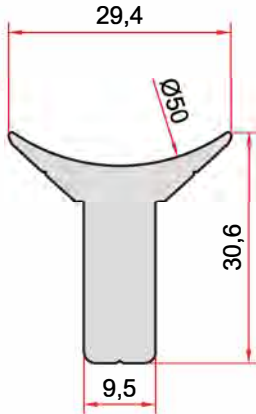
KOD-CODE TEORİK AĞIRLIK
EP-1967 2,738 Kg/m
THEORETICAL WEIGHT



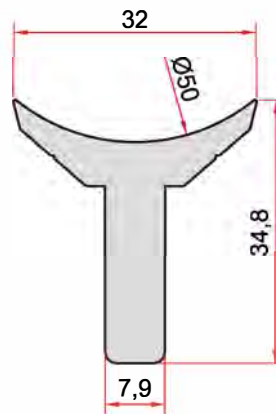
KOD-CODE TEORİK AĞIRLIK
EP-1970 2,549 Kg/m
THEORETICAL WEIGHT



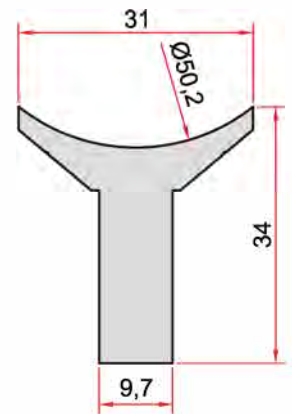
KOD-CODE TEORİK AĞIRLIK
EP-1866 2,400 Kg/m
THEORETICAL WEIGHT



KOD-CODE TEORİK AĞIRLIK
EP-1942 0,853 Kg/m
THEORETICAL WEIGHT



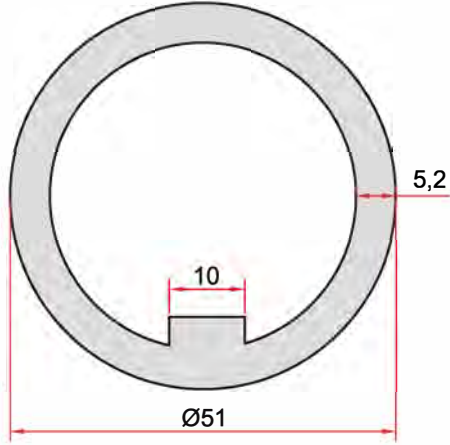
KOD-CODE TEORİK AĞIRLIK
EP-1892 0,934 Kg/m
THEORETICAL WEIGHT



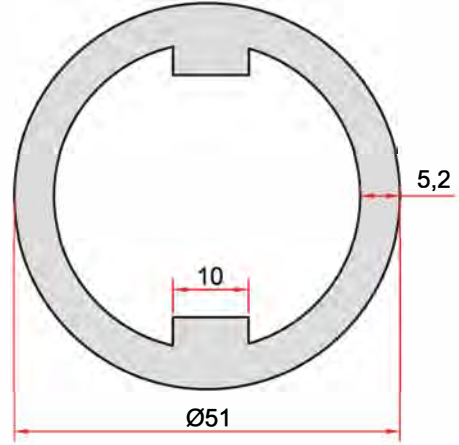
KOD-CODE TEORİK AĞIRLIK
EP-1862 1,007 Kg/m
THEORETICAL WEIGHT

Küpeşte Aksesuar Profilleri

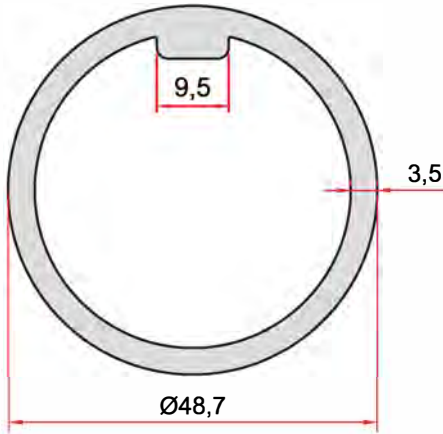
(Handrail Accessories Profiles)



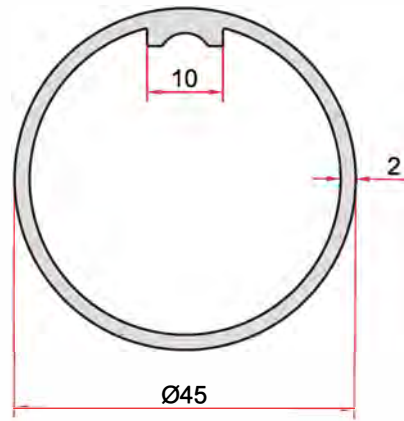
KOD-CODE *TEORİK AĞIRLIK*
THEORETICAL WEIGHT
EP-1860 2,146 Kg/m



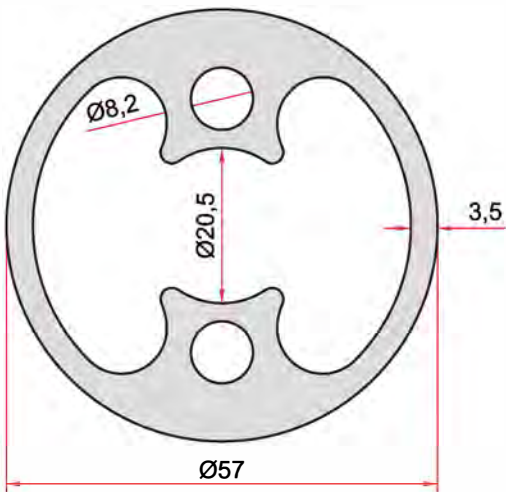
KOD-CODE *TEORİK AĞIRLIK*
THEORETICAL WEIGHT
EP-1861 2,257 Kg/m



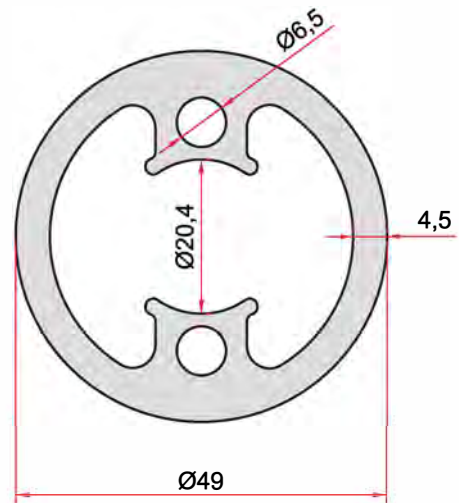
KOD-CODE *TEORİK AĞIRLIK*
THEORETICAL WEIGHT
EP-1854 1,426 Kg/m



KOD-CODE *TEORİK AĞIRLIK*
THEORETICAL WEIGHT
EP-1969 0,785 Kg/m

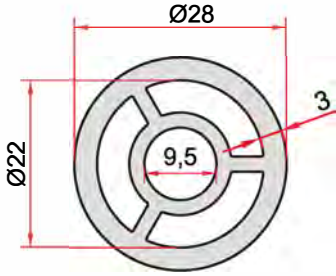


KOD-CODE *TEORİK AĞIRLIK*
THEORETICAL WEIGHT
EP-1865 2,843 Kg/m

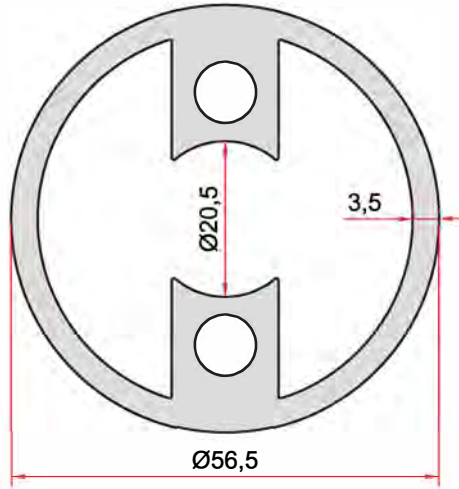


KOD-CODE *TEORİK AĞIRLIK*
THEORETICAL WEIGHT
EP-1873 2,265 Kg/m

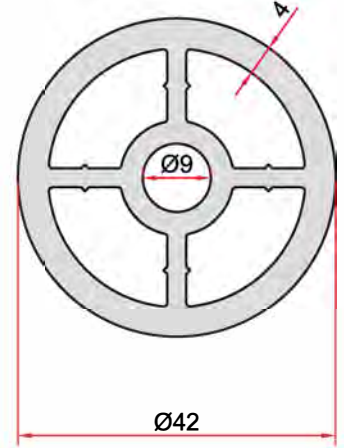
Küpeşte Aksesuar Profilleri (Handrail Accessories Profiles)



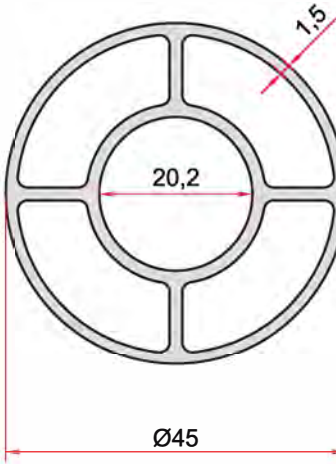
KOD-CODE TEORİK AĞIRLIK
THEORETICAL WEIGHT
EP-5070 **0,899 Kg/m**



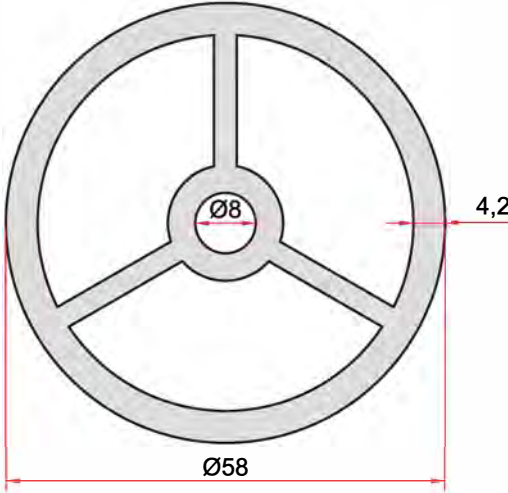
KOD-CODE TEORİK AĞIRLIK
THEORETICAL WEIGHT
EP-1971 **2,440 Kg/m**



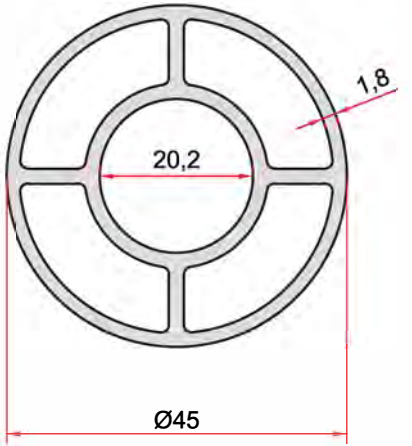
KOD-CODE TEORİK AĞIRLIK
THEORETICAL WEIGHT
EP-1920 **1,857 Kg/m**



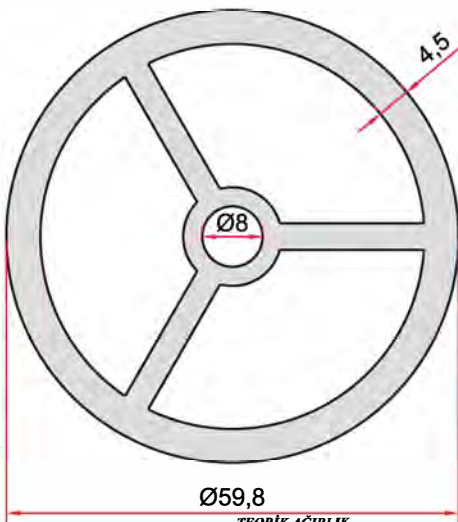
KOD-CODE TEORİK AĞIRLIK
THEORETICAL WEIGHT
EP-5028 **1,053 Kg/m**



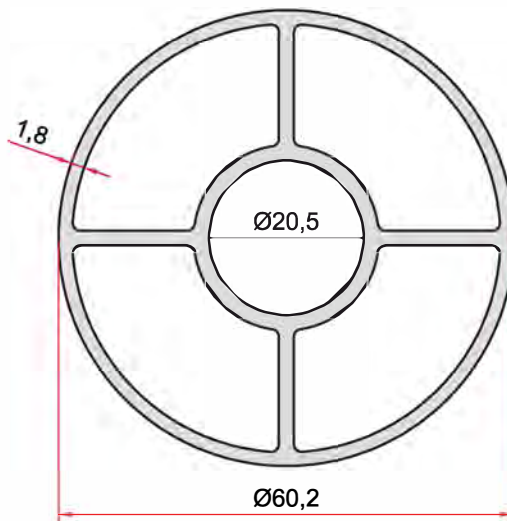
KOD-CODE TEORİK AĞIRLIK
THEORETICAL WEIGHT
EP-1964 **2,692 Kg/m**



KOD-CODE TEORİK AĞIRLIK
THEORETICAL WEIGHT
EP-1859 **1,231 Kg/m**



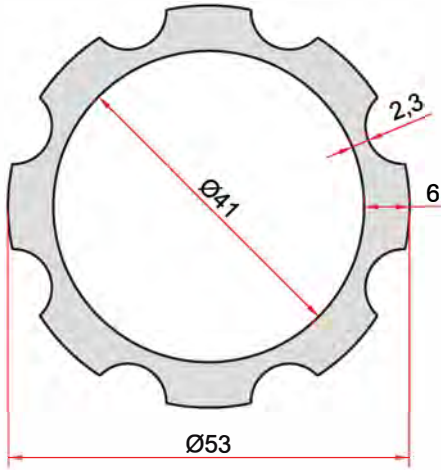
KOD-CODE TEORİK AĞIRLIK
THEORETICAL WEIGHT
EP-1870 **2,870 Kg/m**



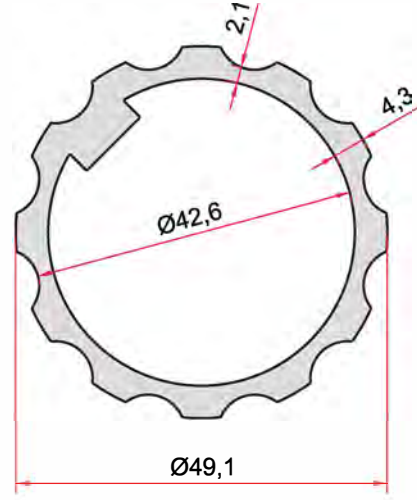
KOD-CODE TEORİK AĞIRLIK
THEORETICAL WEIGHT
EP-1858 **1,628 Kg/m**

Küpeşte Aksesuar Profilleri

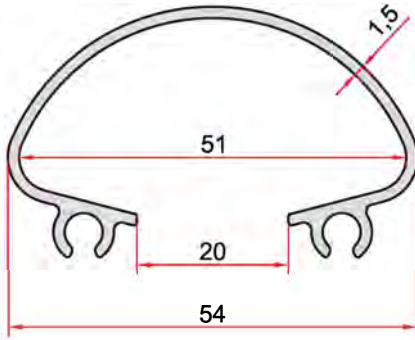
(Handrail Accessories Profiles)



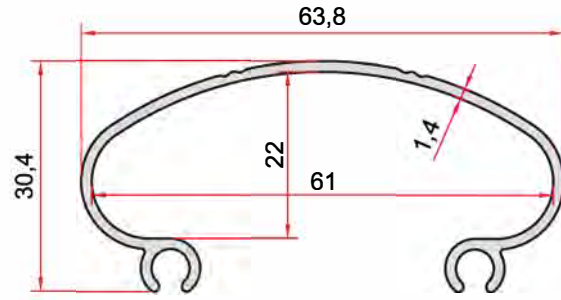
KOD-CODE *TEORİK AĞIRLIK*
THEORETICAL WEIGHT
EP-1909 1,845 Kg/m



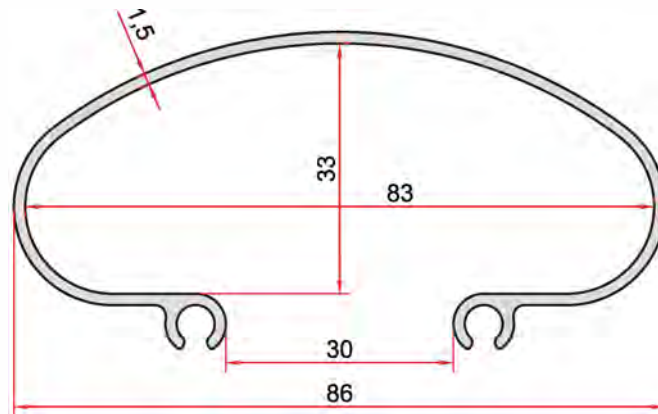
KOD-CODE *TEORİK AĞIRLIK*
THEORETICAL WEIGHT
EP-1968 1,350 Kg/m



KOD-CODE *TEORİK AĞIRLIK*
THEORETICAL WEIGHT
EP-5051 0,548 Kg/m

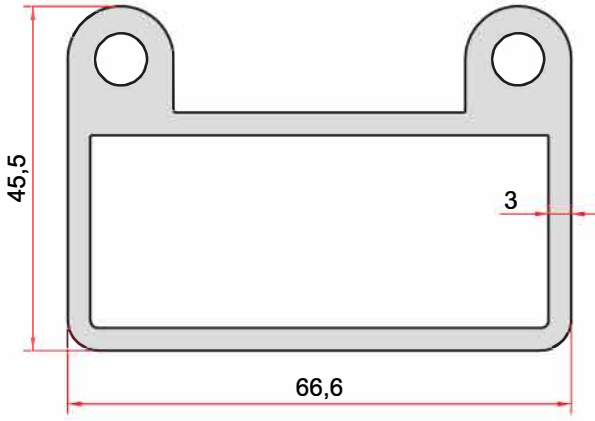


KOD-CODE *TEORİK AĞIRLIK*
THEORETICAL WEIGHT
EP-5066 0,505 Kg/m

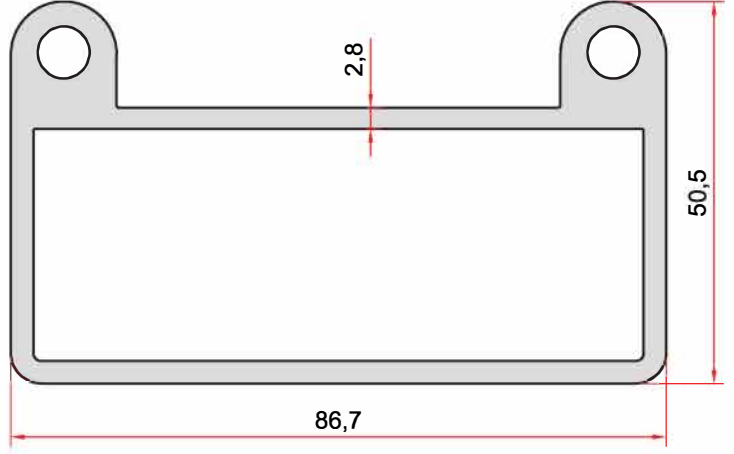


KOD-CODE *TEORİK AĞIRLIK*
THEORETICAL WEIGHT
EP-5062 0,785 Kg/m

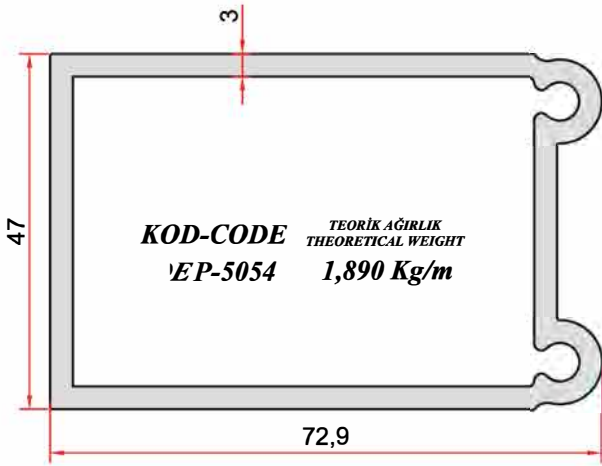
Küpeşte Aksesuar Profilleri (Handrail Accessories Profiles)



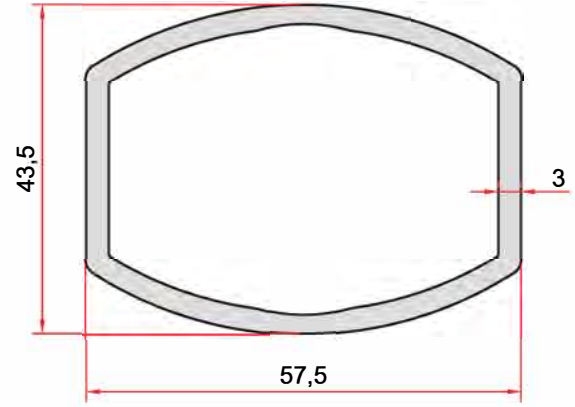
KOD-CODE TEORİK AĞIRLIK
THEORETICAL WEIGHT
EP-1983 2,217 Kg/m



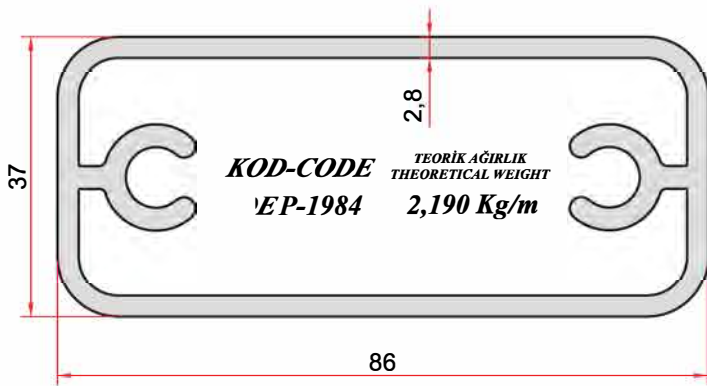
KOD-CODE TEORİK AĞIRLIK
THEORETICAL WEIGHT
EP-1982 2,578 Kg/m



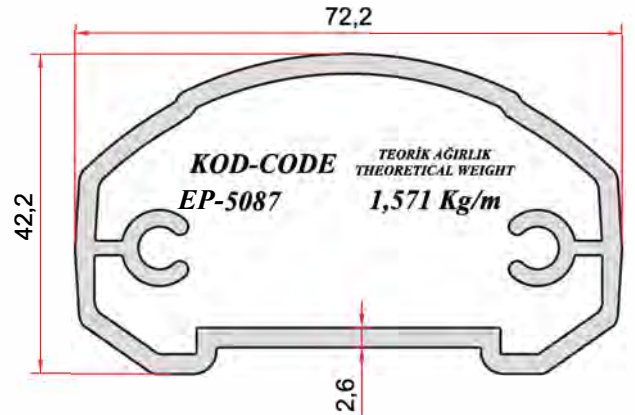
KOD-CODE TEORİK AĞIRLIK
THEORETICAL WEIGHT
EP-5054 1,890 Kg/m



KOD-CODE TEORİK AĞIRLIK
THEORETICAL WEIGHT
EP-5038 1,306 Kg/m



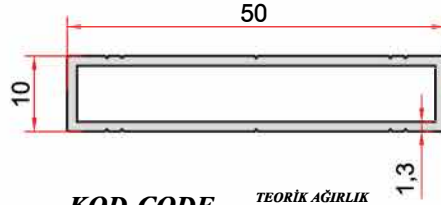
KOD-CODE TEORİK AĞIRLIK
THEORETICAL WEIGHT
EP-1984 2,190 Kg/m



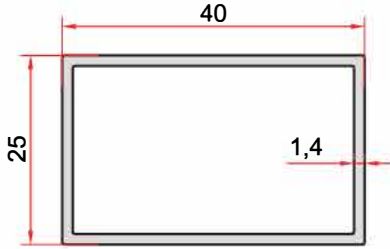
KOD-CODE TEORİK AĞIRLIK
THEORETICAL WEIGHT
EP-5087 1,571 Kg/m

Küpeşte Aksesuar Profilleri

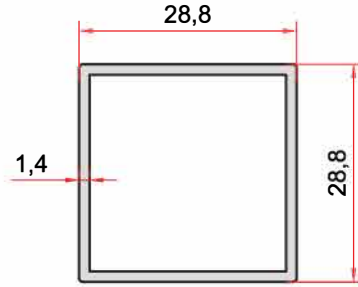
(Handrail Accessories Profiles)



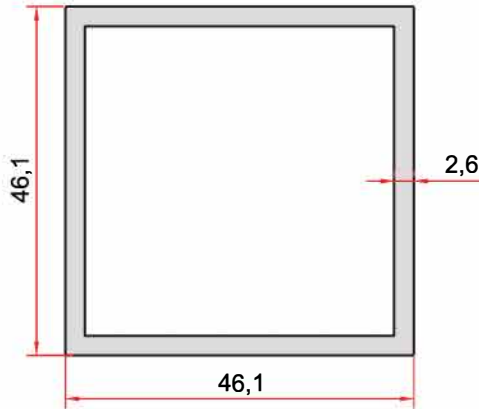
KOD-CODE TEORİK AĞIRLIK
EP-5088 THEORETICAL WEIGHT
0,400 Kg/m




KOD-CODE TEORİK AĞIRLIK
EP-5078 THEORETICAL WEIGHT
0,470 Kg/m



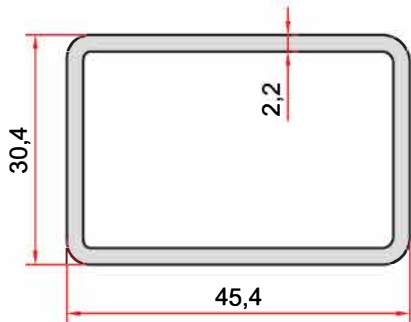
KOD-CODE TEORİK AĞIRLIK
EP-5083 THEORETICAL WEIGHT
0,413 Kg/m



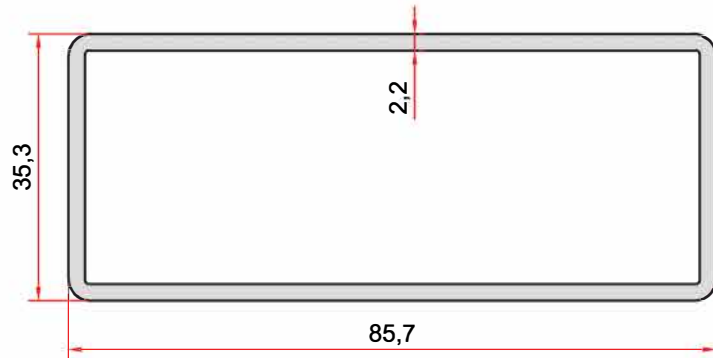
KOD-CODE TEORİK AĞIRLIK
EP-1965 THEORETICAL WEIGHT
1,220 Kg/m



KOD-CODE TEORİK AĞIRLIK
EP-1972 THEORETICAL WEIGHT
1,069 Kg/m



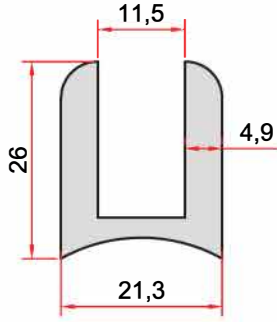
KOD-CODE TEORİK AĞIRLIK
EP-5055 THEORETICAL WEIGHT
0,823 Kg/m



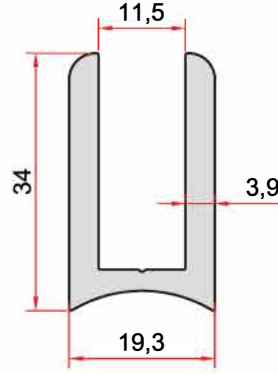
KOD-CODE TEORİK AĞIRLIK
EP-1977 THEORETICAL WEIGHT
1,364 Kg/m

Küpeşte Profilleri

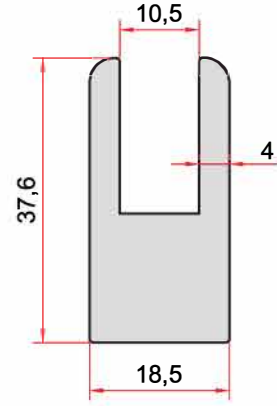
(Handrail Profiles)



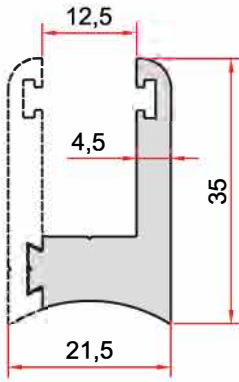
KOD-CODE *TEORİK AĞIRLIK*
THEORETICAL WEIGHT
EP-1872 **0,721 Kg/m**



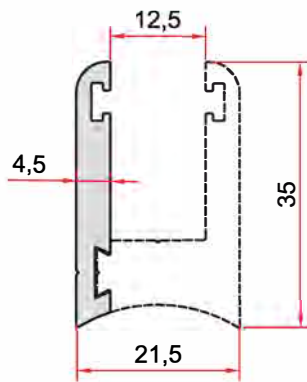
KOD-CODE *TEORİK AĞIRLIK*
THEORETICAL WEIGHT
EP-1986 **0,780 Kg/m**



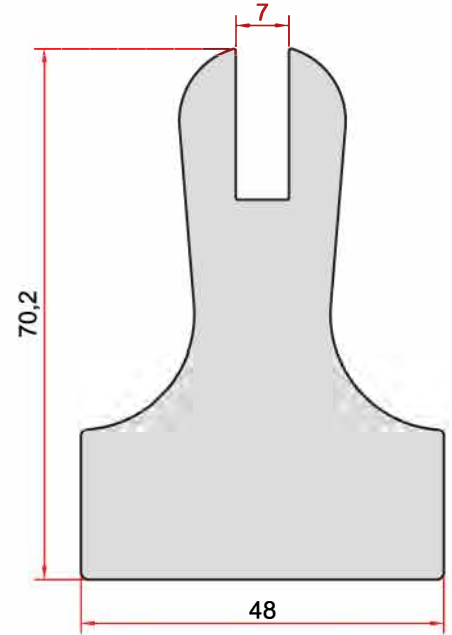
KOD-CODE *TEORİK AĞIRLIK*
THEORETICAL WEIGHT
EP-5025 **1,280 Kg/m**



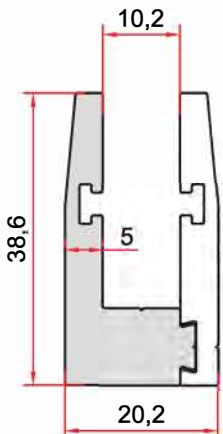
KOD-CODE *TEORİK AĞIRLIK*
THEORETICAL WEIGHT
EP-5056 **0,697 Kg/m**



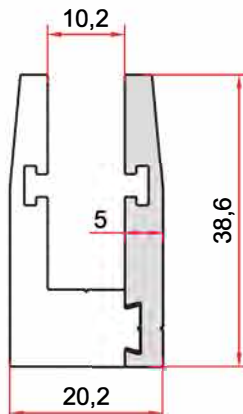
KOD-CODE *TEORİK AĞIRLIK*
THEORETICAL WEIGHT
EP-5057 **0,342 Kg/m**



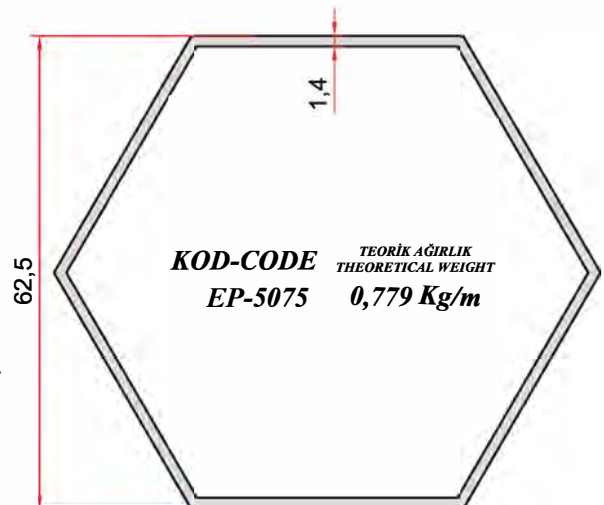
KOD-CODE *TEORİK AĞIRLIK*
THEORETICAL WEIGHT
EP-5046 **5,054 Kg/m**



KOD-CODE *TEORİK AĞIRLIK*
THEORETICAL WEIGHT
EP-5098 **0,769 Kg/m**

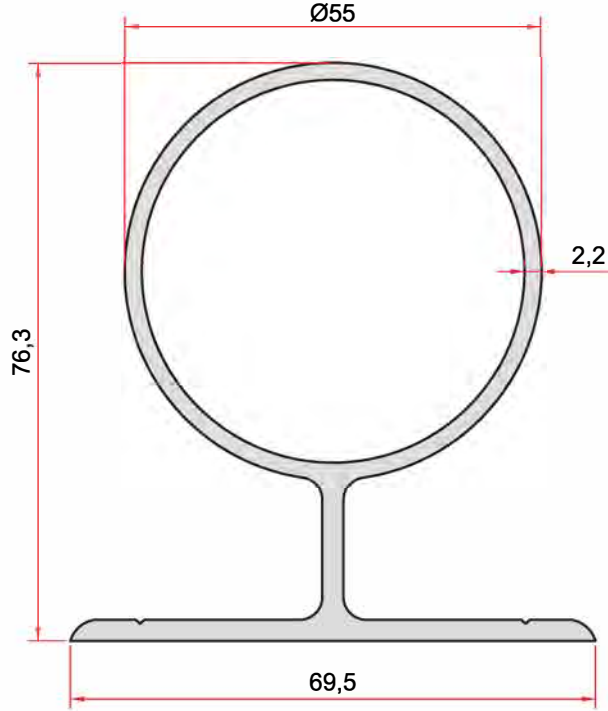


KOD-CODE *TEORİK AĞIRLIK*
THEORETICAL WEIGHT
EP-5099 **0,421 Kg/m**

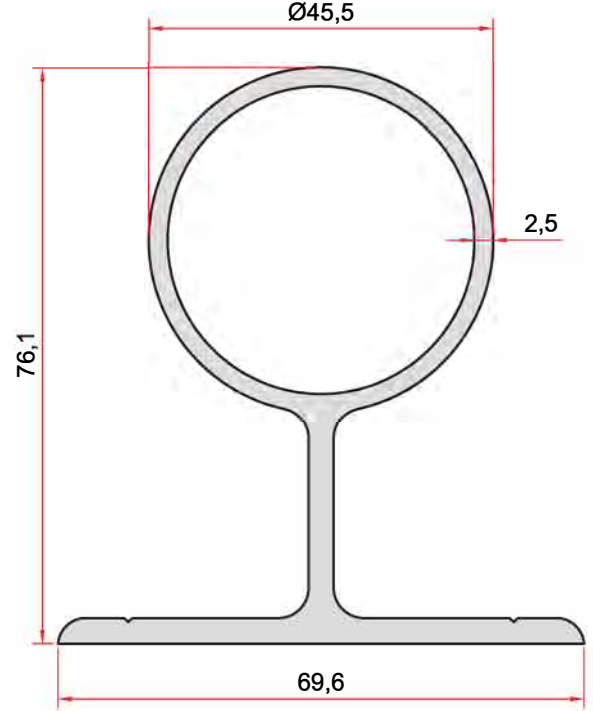


KOD-CODE *TEORİK AĞIRLIK*
THEORETICAL WEIGHT
EP-5075 **0,779 Kg/m**

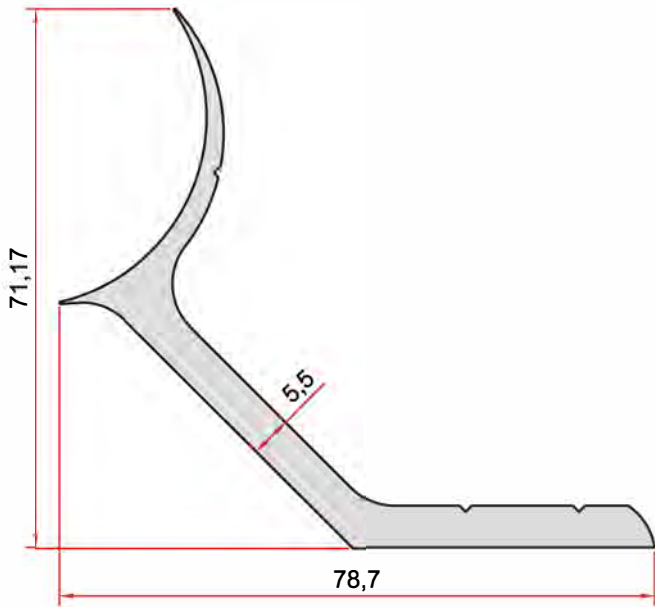
Küpeşte Profilleri (Handrail Profiles)



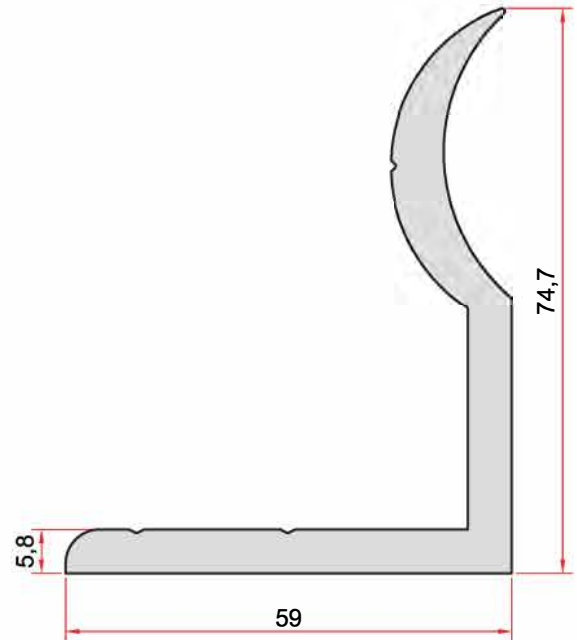
KOD-CODE *TEORİK AĞIRLIK*
THEORETICAL WEIGHT
EP-1867 1,674 Kg/m



KOD-CODE *TEORİK AĞIRLIK*
THEORETICAL WEIGHT
EP-1868 1,798 Kg/m



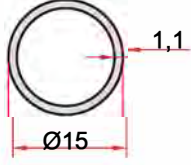
KOD-CODE *TEORİK AĞIRLIK*
THEORETICAL WEIGHT
EP-1869 1,528 Kg/m



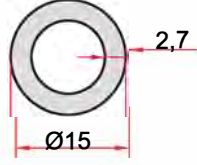
KOD-CODE *TEORİK AĞIRLIK*
THEORETICAL WEIGHT
EP-1864 2,047 Kg/m

Küpeşte Profilleri

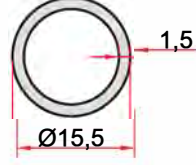
(Handrail Profiles)



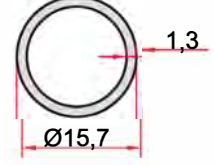
KOD-CODE *TEORİK AĞIRLIK*
THEORETICAL WEIGHT
EP-5026 **0,129 Kg/m**



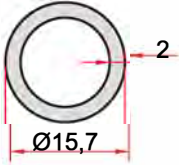
KOD-CODE *TEORİK AĞIRLIK*
THEORETICAL WEIGHT
EP-1932 **0,281 Kg/m**



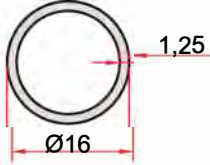
KOD-CODE *TEORİK AĞIRLIK*
THEORETICAL WEIGHT
EP-1922 **0,178 Kg/m**



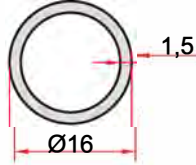
KOD-CODE *TEORİK AĞIRLIK*
THEORETICAL WEIGHT
EP-1988 **0,160 Kg/m**



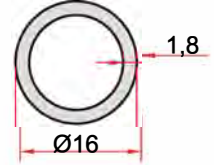
KOD-CODE *TEORİK AĞIRLIK*
THEORETICAL WEIGHT
EP-1893 **0,232 Kg/m**



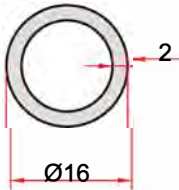
KOD-CODE *TEORİK AĞIRLIK*
THEORETICAL WEIGHT
EP-1916 **0,157 Kg/m**



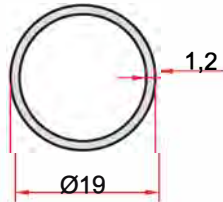
KOD-CODE *TEORİK AĞIRLIK*
THEORETICAL WEIGHT
EP-1885 **0,184 Kg/m**



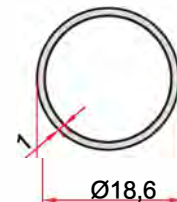
KOD-CODE *TEORİK AĞIRLIK*
THEORETICAL WEIGHT
EP-1883 **0,216 Kg/m**



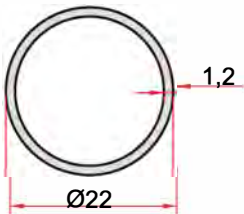
KOD-CODE *TEORİK AĞIRLIK*
THEORETICAL WEIGHT
EP-1943 **0,238 Kg/m**



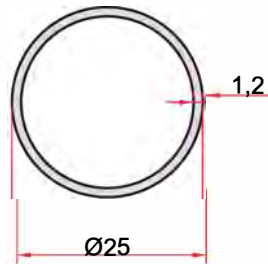
KOD-CODE *TEORİK AĞIRLIK*
THEORETICAL WEIGHT
EP-1880 **0,181 Kg/m**



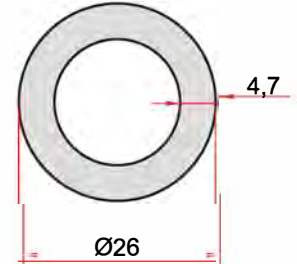
KOD-CODE *TEORİK AĞIRLIK*
THEORETICAL WEIGHT
EP-5076 **0,149 Kg/m**



KOD-CODE *TEORİK AĞIRLIK*
THEORETICAL WEIGHT
EP-1987 **0,211 Kg/m**



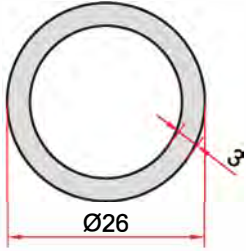
KOD-CODE *TEORİK AĞIRLIK*
THEORETICAL WEIGHT
EP-5035 **0,243 Kg/m**



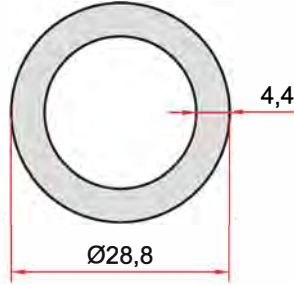
KOD-CODE *TEORİK AĞIRLIK*
THEORETICAL WEIGHT
EP-1952 **0,851 Kg/m**

Küpeşte Profilleri

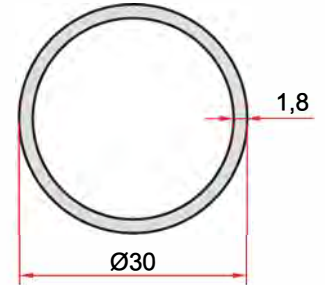
(Handrail Profiles)



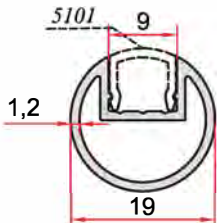
KOD-CODE *TEORİK AĞIRLIK*
THEORETICAL WEIGHT
EP-5084 0,583 Kg/m



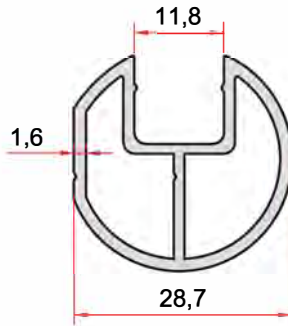
KOD-CODE *TEORİK AĞIRLIK*
THEORETICAL WEIGHT
EP-1894 0,910 Kg/m



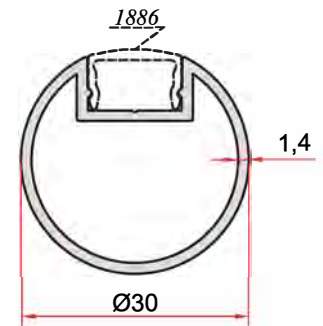
KOD-CODE *TEORİK AĞIRLIK*
THEORETICAL WEIGHT
EP-1911 0,429 Kg/m



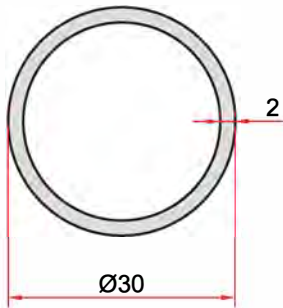
KOD-CODE *TEORİK AĞIRLIK*
THEORETICAL WEIGHT
EP-5100 0,218 Kg/m



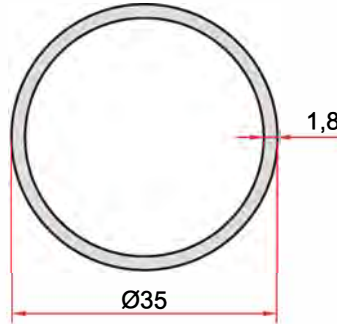
KOD-CODE *TEORİK AĞIRLIK*
THEORETICAL WEIGHT
EP-1919 0,510 Kg/m



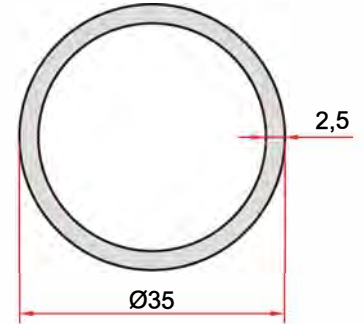
KOD-CODE *TEORİK AĞIRLIK*
THEORETICAL WEIGHT
EP-1991 0,391 Kg/m



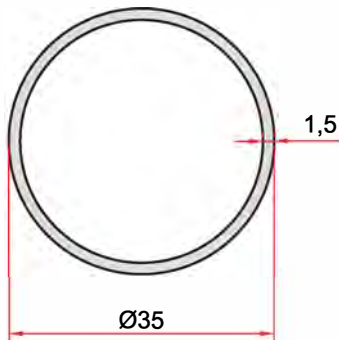
KOD-CODE *TEORİK AĞIRLIK*
THEORETICAL WEIGHT
EP-1993 0,475 Kg/m



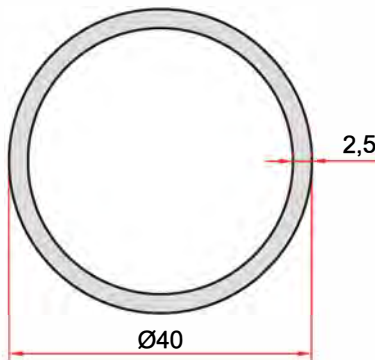
KOD-CODE *TEORİK AĞIRLIK*
THEORETICAL WEIGHT
EP-1897 0,508 Kg/m



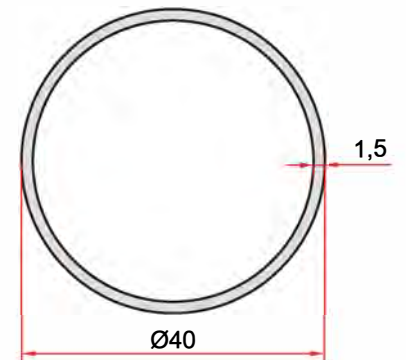
KOD-CODE *TEORİK AĞIRLIK*
THEORETICAL WEIGHT
EP-1882 0,688 Kg/m



KOD-CODE *TEORİK AĞIRLIK*
THEORETICAL WEIGHT
EP-5036 0,426 Kg/m

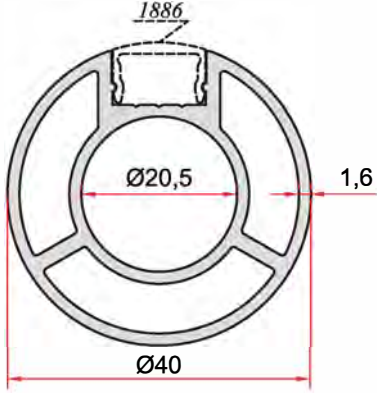


KOD-CODE *TEORİK AĞIRLIK*
THEORETICAL WEIGHT
EP-1900 0,793 Kg/m

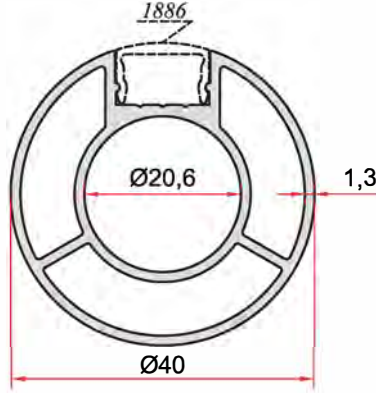


KOD-CODE *TEORİK AĞIRLIK*
THEORETICAL WEIGHT
EP-1910 0,489 Kg/m

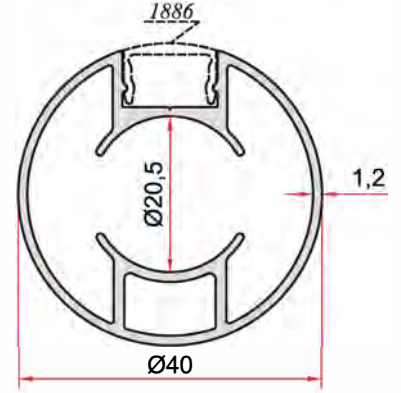
Küpeşte Profilleri (Handrail Profiles)



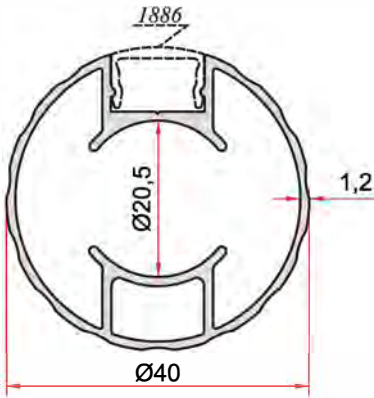
KOD-CODE *TEORİK AĞIRLIK*
THEORETICAL WEIGHT
EP-1888 **0,934 Kg/m**



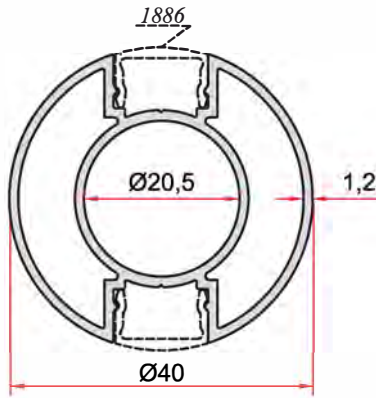
KOD-CODE *TEORİK AĞIRLIK*
THEORETICAL WEIGHT
EP-1889 **0,761 Kg/m**



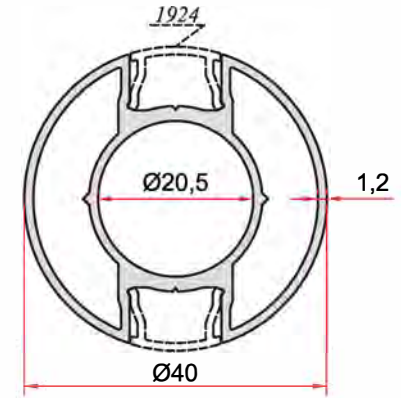
KOD-CODE *TEORİK AĞIRLIK*
THEORETICAL WEIGHT
EP-1890 **0,645 Kg/m**



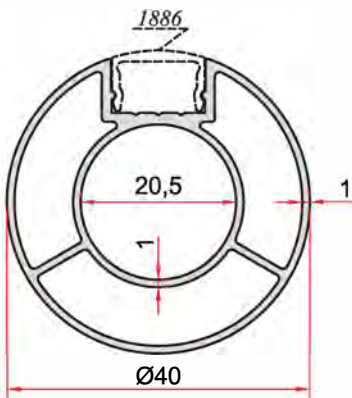
KOD-CODE *TEORİK AĞIRLIK*
THEORETICAL WEIGHT
EP-1904 **0,580 Kg/m**



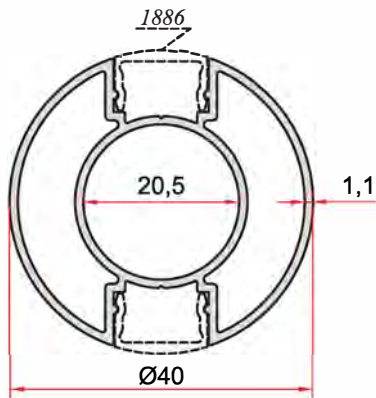
KOD-CODE *TEORİK AĞIRLIK*
THEORETICAL WEIGHT
EP-1915 **0,669 Kg/m**



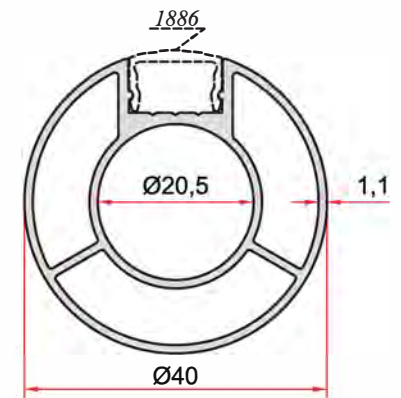
KOD-CODE *TEORİK AĞIRLIK*
THEORETICAL WEIGHT
EP-1925 **0,721 Kg/m**



KOD-CODE *TEORİK AĞIRLIK*
THEORETICAL WEIGHT
EP-2000 **0,607 Kg/m**



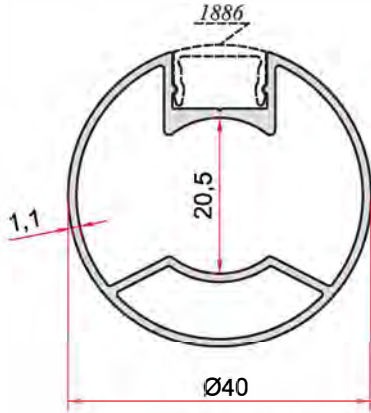
KOD-CODE *TEORİK AĞIRLIK*
THEORETICAL WEIGHT
EP-5012 **0,600 Kg/m**



KOD-CODE *TEORİK AĞIRLIK*
THEORETICAL WEIGHT
EP-1931 **0,672 Kg/m**

Küpeşte Profilleri

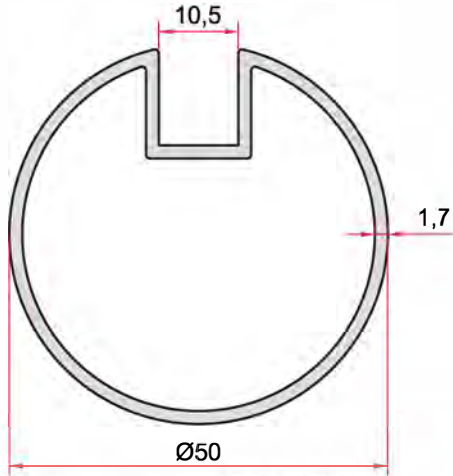
(Handrail Profiles)



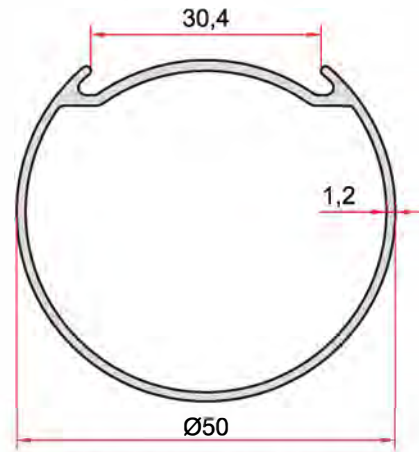
KOD-CODE *TEORİK AĞIRLIK*
THEORETICAL WEIGHT
EP-5072 **0,543 Kg/m**



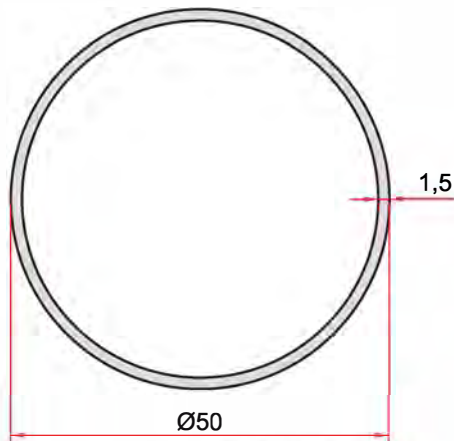
KOD-CODE *TEORİK AĞIRLIK*
THEORETICAL WEIGHT
EP-1990 **1,047 Kg/m**



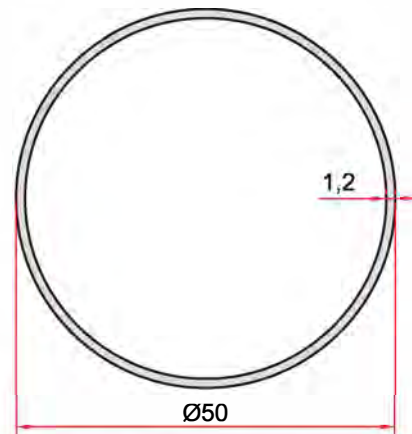
KOD-CODE *TEORİK AĞIRLIK*
THEORETICAL WEIGHT
EP-1929 **0,810 Kg/m**



KOD-CODE *TEORİK AĞIRLIK*
THEORETICAL WEIGHT
EP-5030 **0,543 Kg/m**

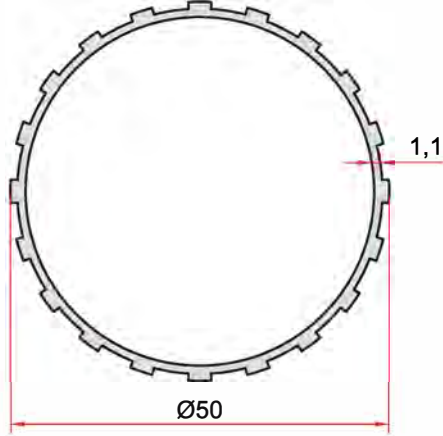


KOD-CODE *TEORİK AĞIRLIK*
THEORETICAL WEIGHT
EP-1884 **0,618 Kg/m**

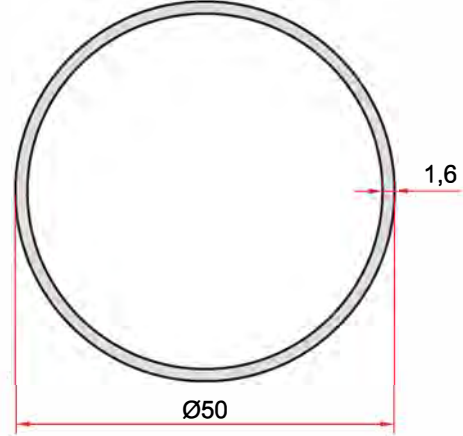


KOD-CODE *TEORİK AĞIRLIK*
THEORETICAL WEIGHT
EP-5059 **0,496 Kg/m**

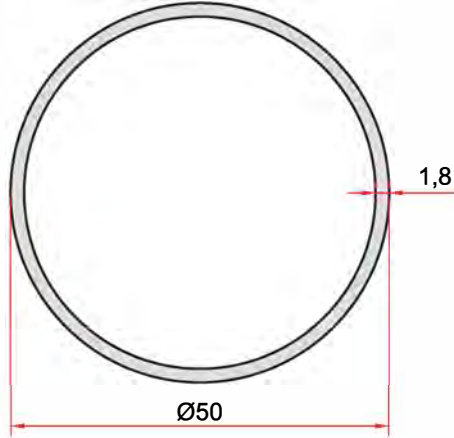
Küpeşte Profilleri (Handrail Profiles)



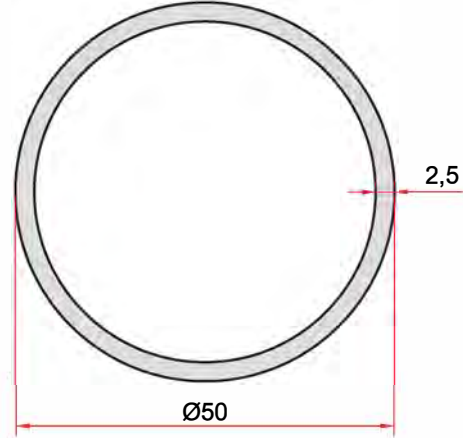
KOD-CODE *TEORİK AĞIRLIK*
THEORETICAL WEIGHT
EP-1901 **0,586 Kg/m**



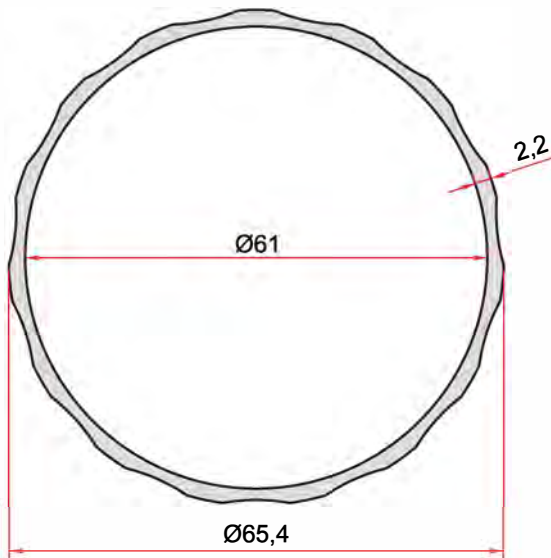
KOD-CODE *TEORİK AĞIRLIK*
THEORETICAL WEIGHT
EP-1912 **0,656 Kg/m**



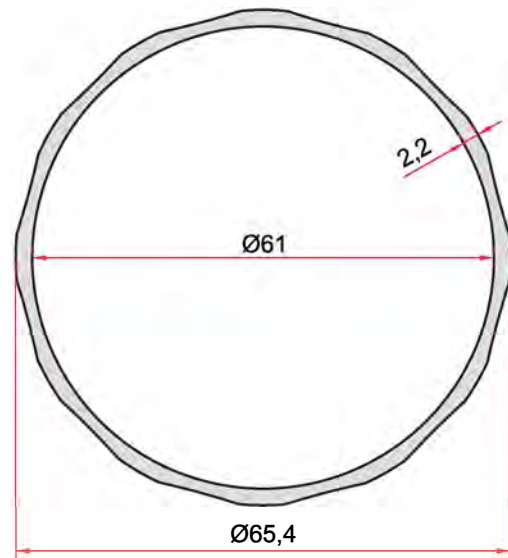
KOD-CODE *TEORİK AĞIRLIK*
THEORETICAL WEIGHT
EP-1921 **0,737 Kg/m**



KOD-CODE *TEORİK AĞIRLIK*
THEORETICAL WEIGHT
EP-1923 **1,007 Kg/m**

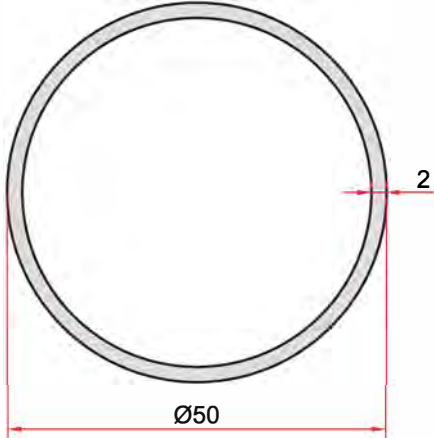


KOD-CODE *TEORİK AĞIRLIK*
THEORETICAL WEIGHT
EP-1963 **1,011 Kg/m**

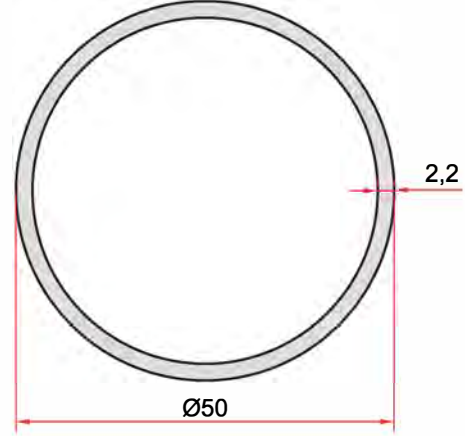


KOD-CODE *TEORİK AĞIRLIK*
THEORETICAL WEIGHT
EP-1887 **1,037 Kg/m**

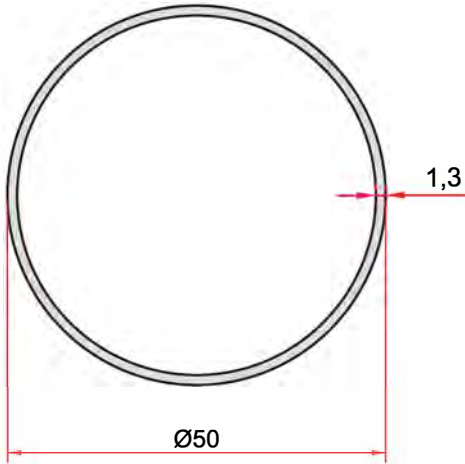
Küpeşte Profilleri (Handrail Profiles)



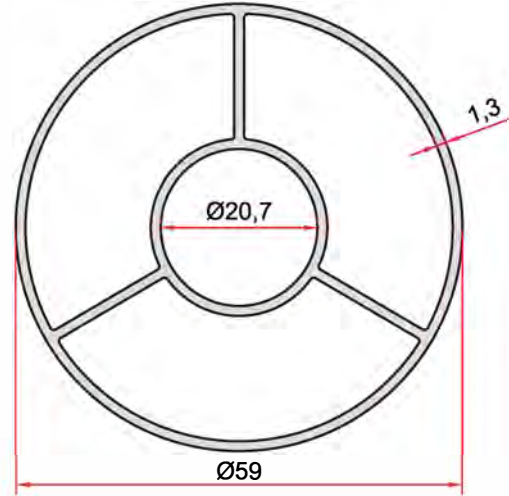
KOD-CODE *TEORİK AĞIRLIK*
THEORETICAL WEIGHT
EP-1881 **0,815 Kg/m**



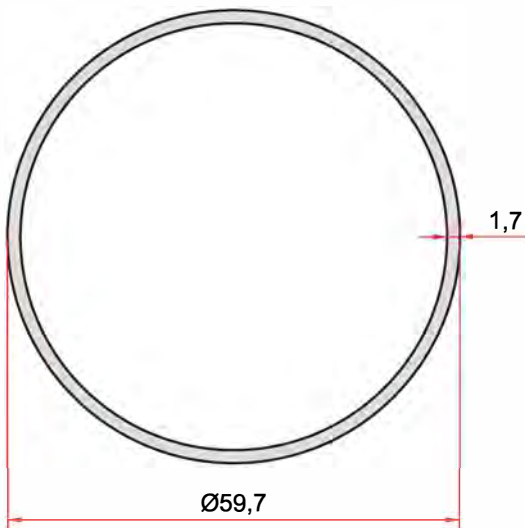
KOD-CODE *TEORİK AĞIRLIK*
THEORETICAL WEIGHT
EP-1926 **0,891 Kg/m**



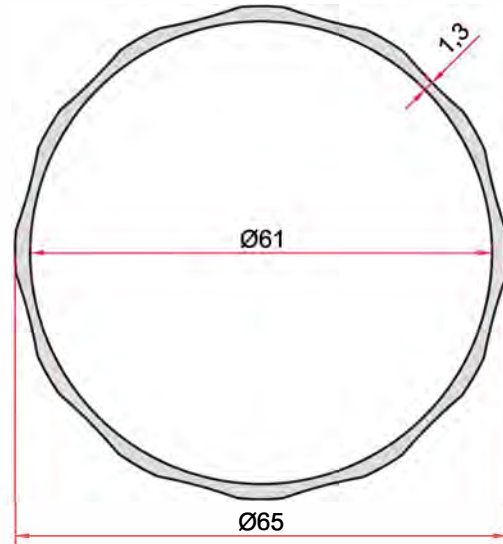
KOD-CODE *TEORİK AĞIRLIK*
THEORETICAL WEIGHT
EP-1957 **0,537 Kg/m**



KOD-CODE *TEORİK AĞIRLIK*
THEORETICAL WEIGHT
EP-1939 **1,055 Kg/m**

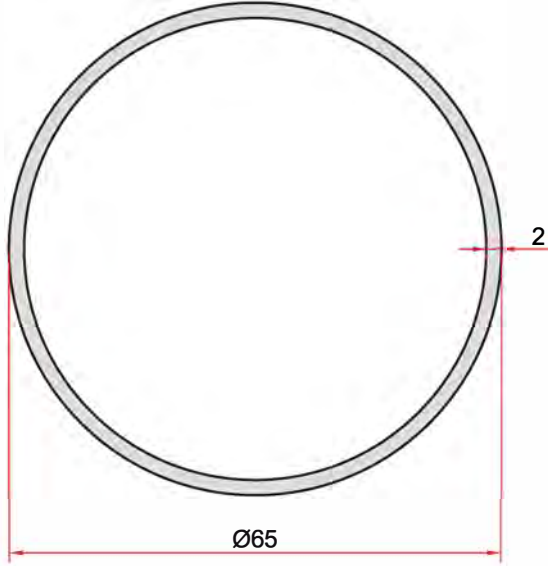


KOD-CODE *TEORİK AĞIRLIK*
THEORETICAL WEIGHT
EP-1902 **0,837 Kg/m**

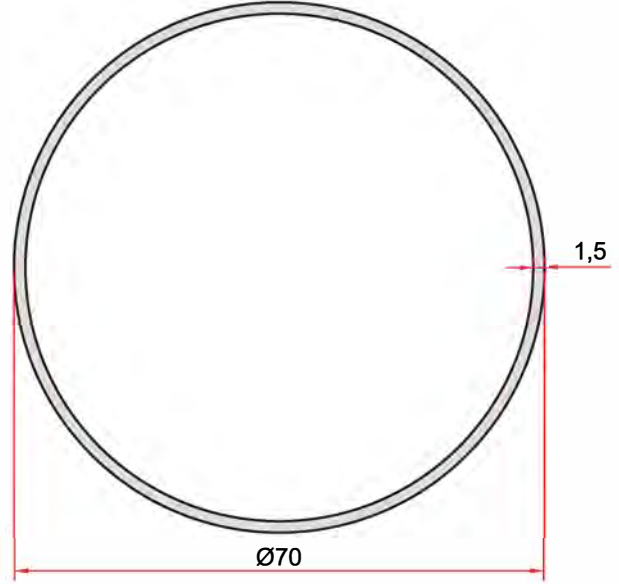


KOD-CODE *TEORİK AĞIRLIK*
THEORETICAL WEIGHT
EP-1917 **0,902 Kg/m**

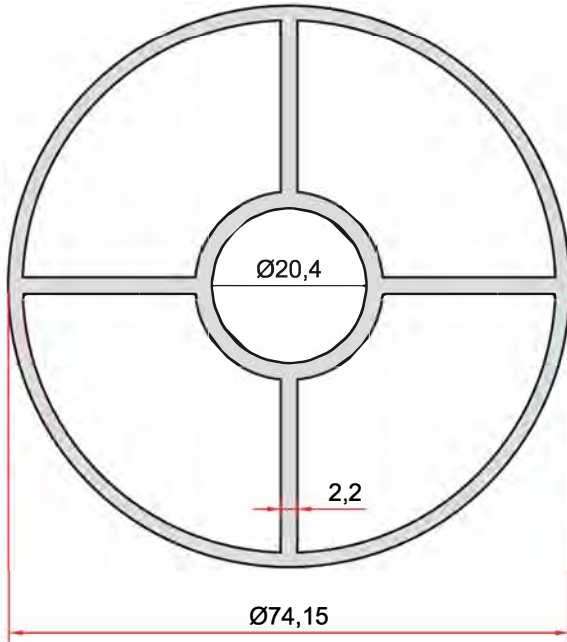
Küpeşte Profilleri (Handrail Profiles)



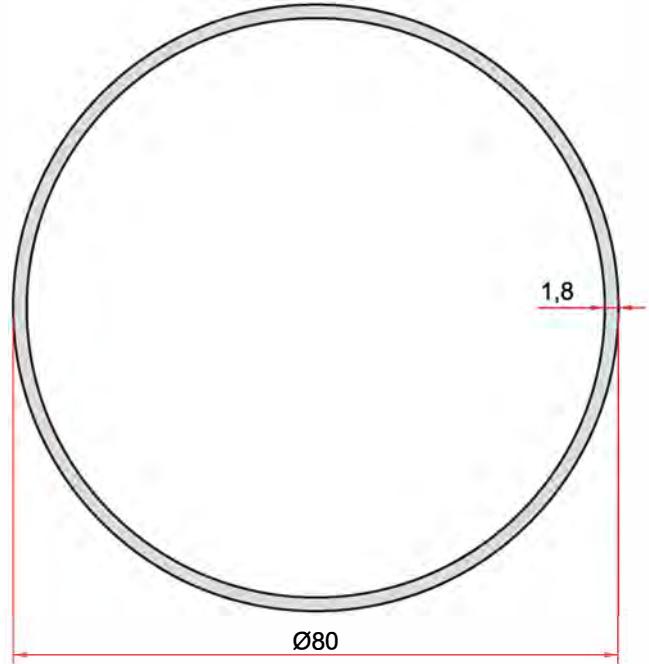
KOD-CODE *TEORİK AĞIRLIK*
THEORETICAL WEIGHT
EP-1913 **1,069 Kg/m**



KOD-CODE *TEORİK AĞIRLIK*
THEORETICAL WEIGHT
EP-5050 **0,872 Kg/m**



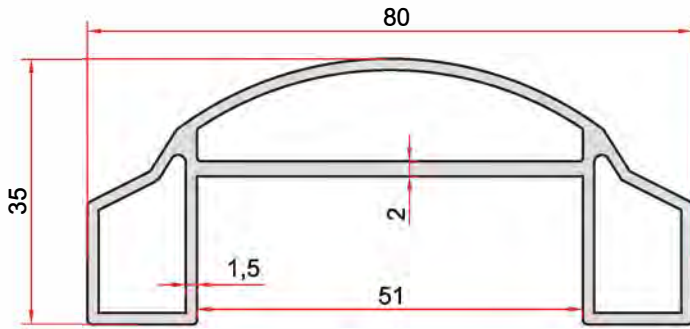
KOD-CODE *TEORİK AĞIRLIK*
THEORETICAL WEIGHT
EP-1958 **2,127 Kg/m**



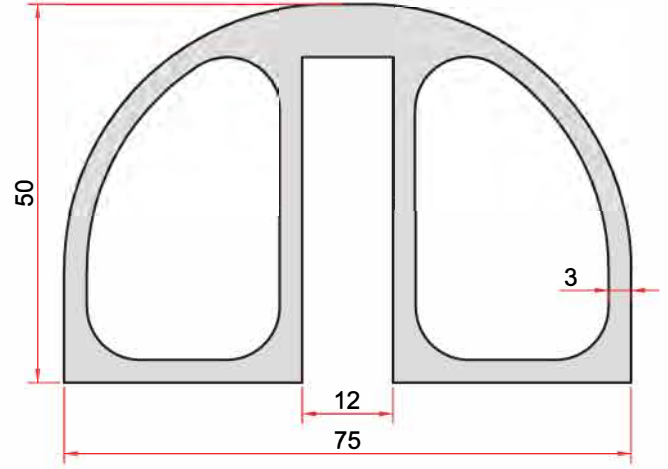
KOD-CODE *TEORİK AĞIRLIK*
THEORETICAL WEIGHT
EP-1936 **1,193 Kg/m**

Küpeşte Profilleri

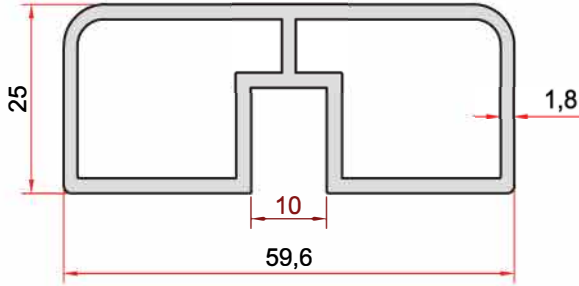
(Handrail Profiles)



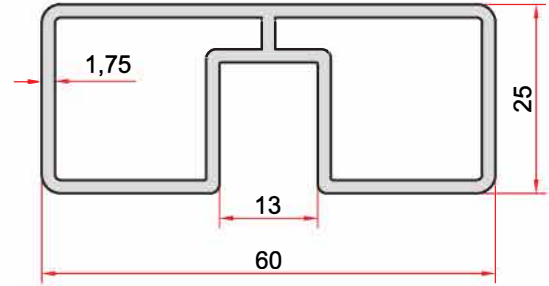
KOD-CODE *TEORİK AĞIRLIK*
THEORETICAL WEIGHT
EP-0148 1,075 Kg/m



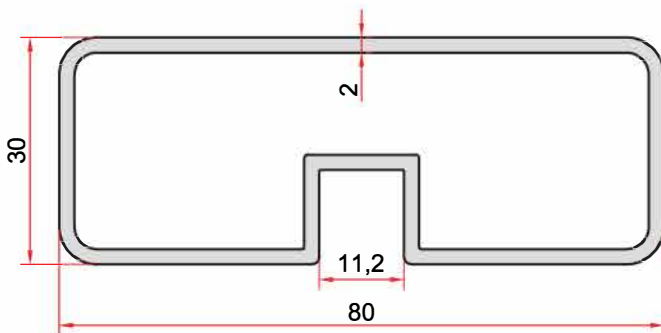
KOD-CODE *TEORİK AĞIRLIK*
THEORETICAL WEIGHT
EP-1878 2,695 Kg/m



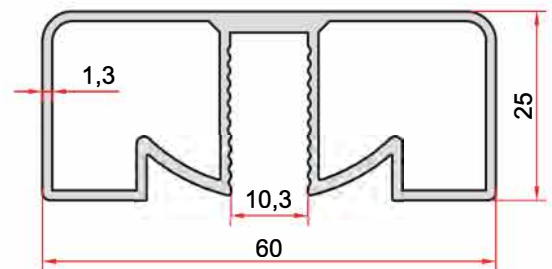
KOD-CODE *TEORİK AĞIRLIK*
THEORETICAL WEIGHT
EP-1876 1,010 Kg/m



KOD-CODE *TEORİK AĞIRLIK*
THEORETICAL WEIGHT
EP-1997 0,937 Kg/m

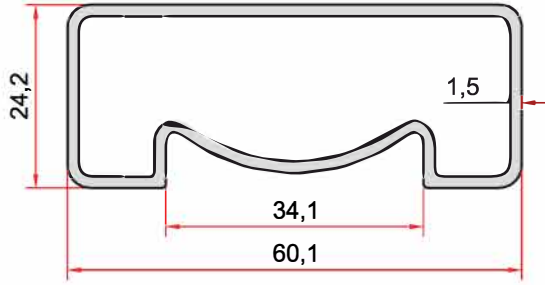


KOD-CODE *TEORİK AĞIRLIK*
THEORETICAL WEIGHT
EP-1954 1,242 Kg/m

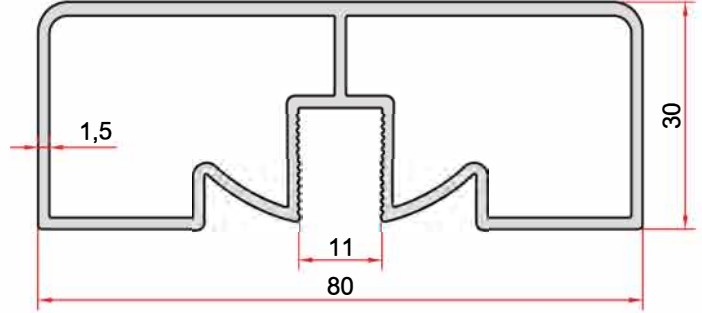


KOD-CODE *TEORİK AĞIRLIK*
THEORETICAL WEIGHT
EP-1903 0,804 Kg/m

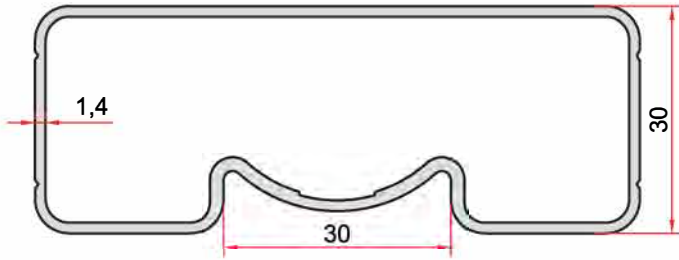
Küpeşte Profilleri (Handrail Profiles)



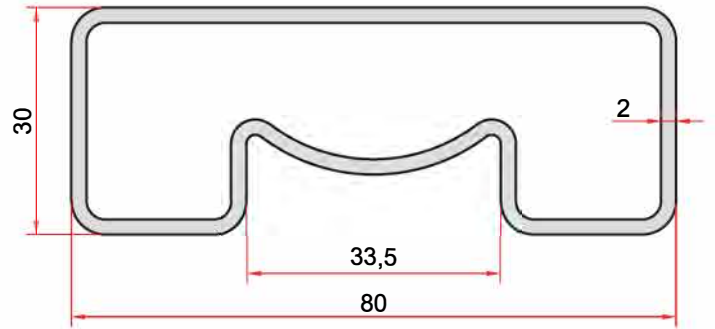
KOD-CODE *TEORİK AĞIRLIK*
THEORETICAL WEIGHT
EP-1874 0,707 Kg/m



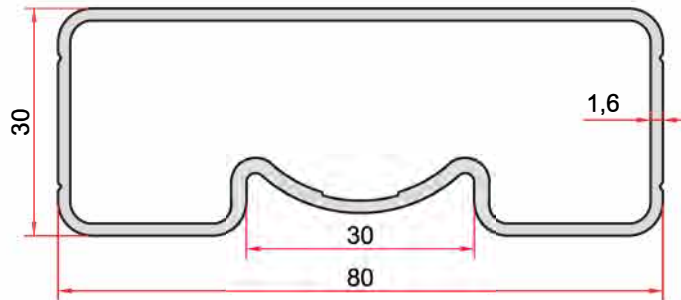
KOD-CODE *TEORİK AĞIRLIK*
THEORETICAL WEIGHT
EP-1891 1,137 Kg/m



KOD-CODE *TEORİK AĞIRLIK*
THEORETICAL WEIGHT
EP-5034 0,877 Kg/m



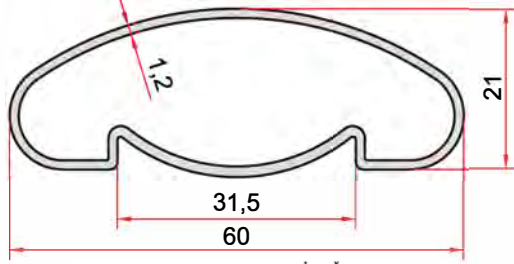
KOD-CODE *TEORİK AĞIRLIK*
THEORETICAL WEIGHT
EP-1927 1,242 Kg/m



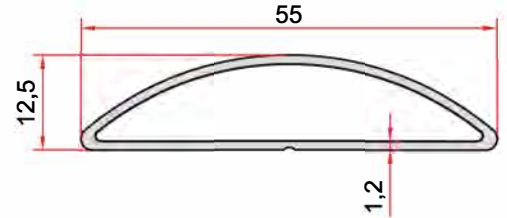
KOD-CODE *TEORİK AĞIRLIK*
THEORETICAL WEIGHT
EP-1976 0,995 Kg/m

Küpeşte Profilleri

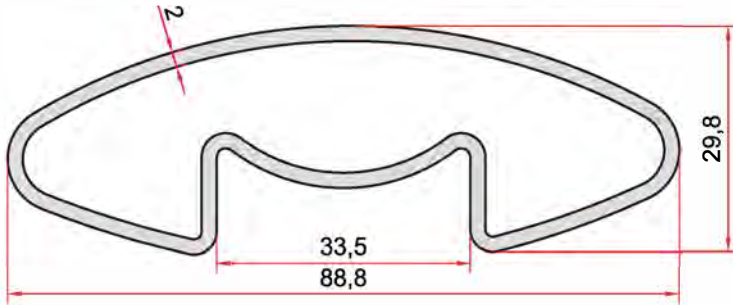
(Handrail Profiles)



KOD-CODE TEORİK AĞIRLIK
THEORETICAL WEIGHT
EP-5033 0,489 Kg/m



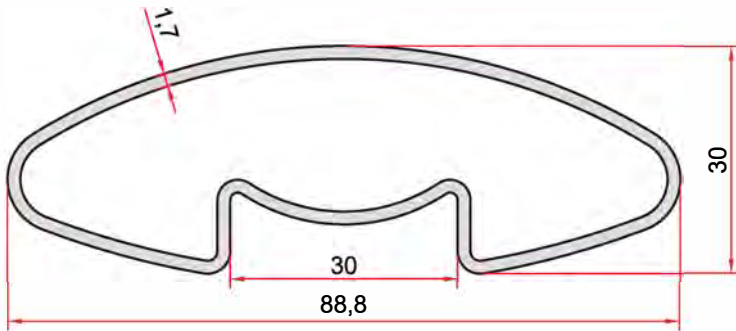
KOD-CODE TEORİK AĞIRLIK
THEORETICAL WEIGHT
EP-5069 0,372 Kg/m



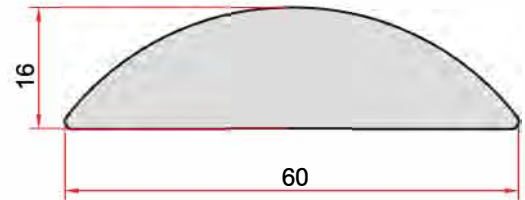
KOD-CODE TEORİK AĞIRLIK
THEORETICAL WEIGHT
EP-1928 1,188 Kg/m



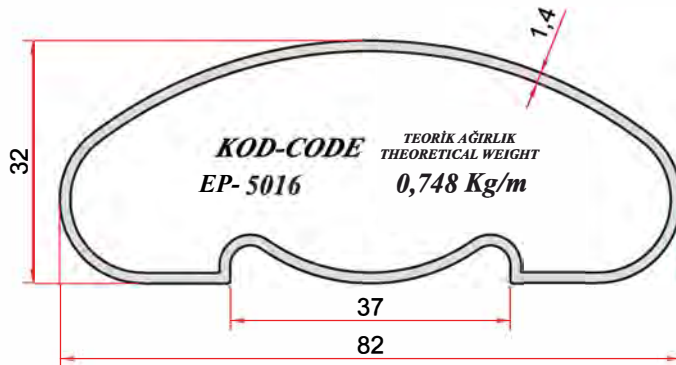
KOD-CODE TEORİK AĞIRLIK
THEORETICAL WEIGHT
EP-5058 0,371 Kg/m



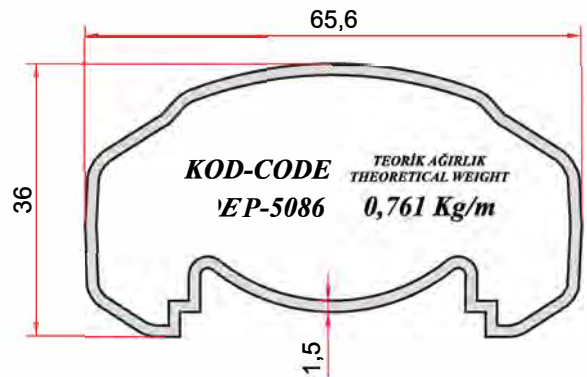
KOD-CODE TEORİK AĞIRLIK
THEORETICAL WEIGHT
EP-5041 0,977 Kg/m



KOD-CODE TEORİK AĞIRLIK
THEORETICAL WEIGHT
EP-5081 1,879 Kg/m



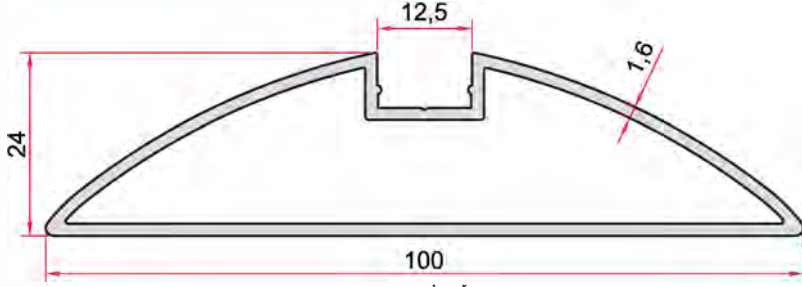
KOD-CODE TEORİK AĞIRLIK
THEORETICAL WEIGHT
EP-5016 0,748 Kg/m



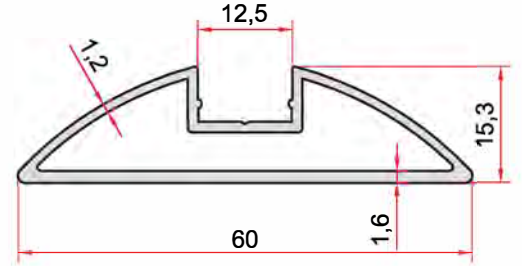
KOD-CODE TEORİK AĞIRLIK
THEORETICAL WEIGHT
EP-5086 0,761 Kg/m

Küpeşte Profilleri

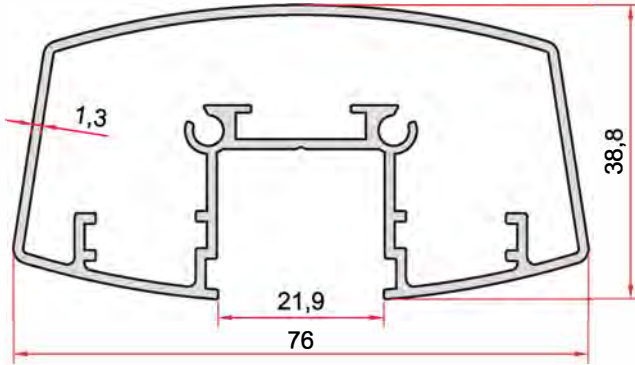
(Handrail Profiles)



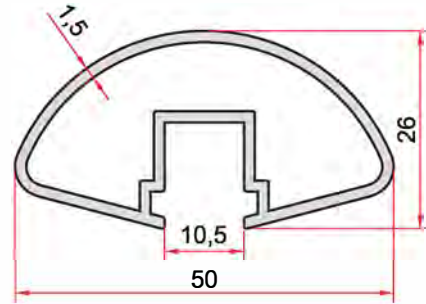
KOD-CODE *TEORİK AĞIRLIK*
THEORETICAL WEIGHT
EP-1951 0,967 Kg/m



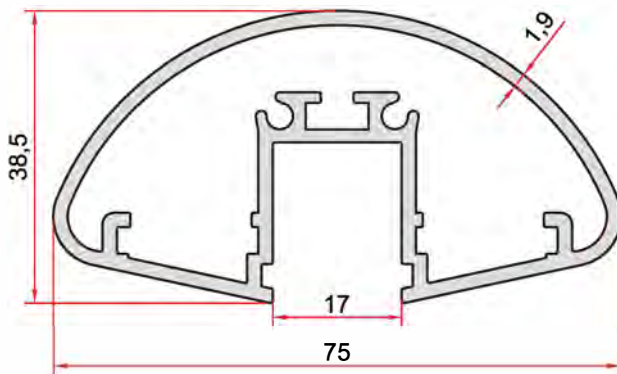
KOD-CODE *TEORİK AĞIRLIK*
THEORETICAL WEIGHT
EP-1980 0,514 Kg/m



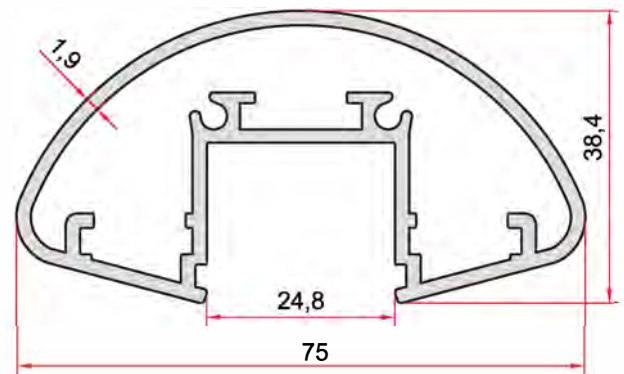
KOD-CODE *TEORİK AĞIRLIK*
THEORETICAL WEIGHT
EP-1940 1,026 Kg/m



KOD-CODE *TEORİK AĞIRLIK*
THEORETICAL WEIGHT
EP-1962 0,586 Kg/m



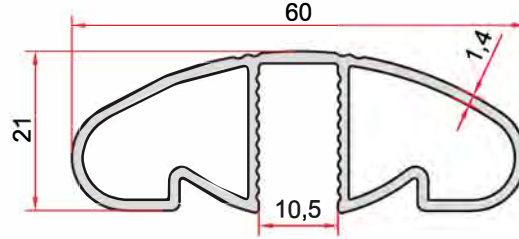
KOD-CODE *TEORİK AĞIRLIK*
THEORETICAL WEIGHT
EP-5061 1,304 Kg/m



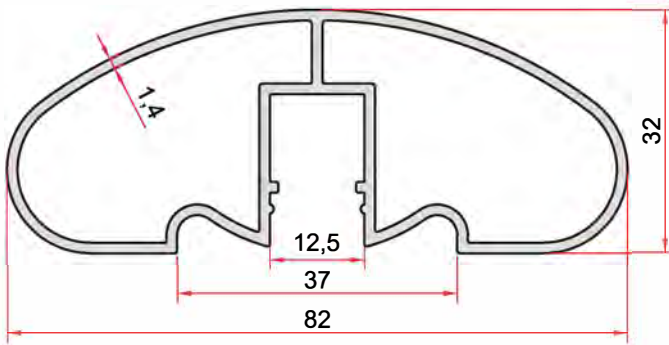
KOD-CODE *TEORİK AĞIRLIK*
THEORETICAL WEIGHT
EP-1947 1,301 Kg/m

Küpeşte Profilleri

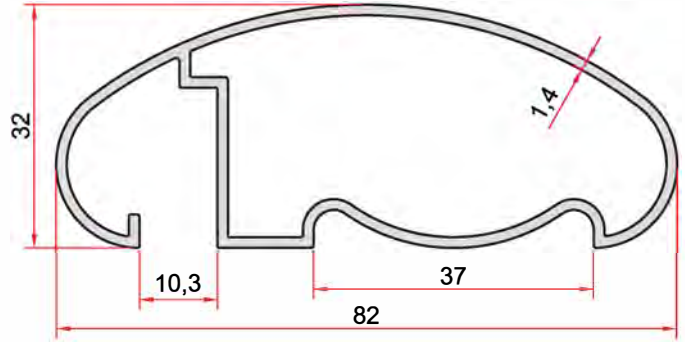
(Handrail Profiles)



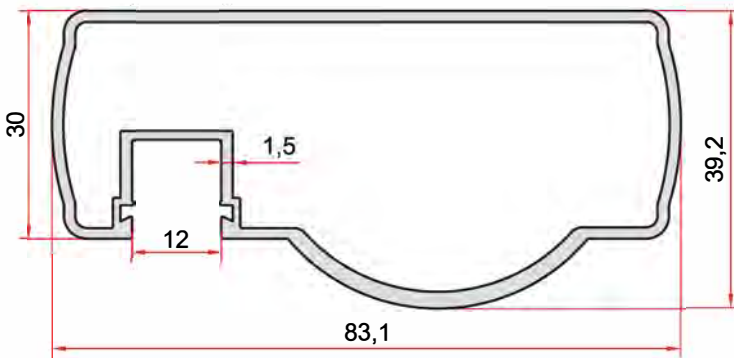
KOD-CODE *TEORİK AĞIRLIK*
THEORETICAL WEIGHT
EP-5067 **0,629 Kg/m**



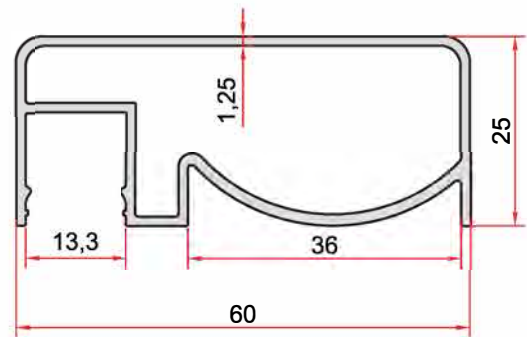
KOD-CODE *TEORİK AĞIRLIK*
THEORETICAL WEIGHT
EP-1998 **0,939 Kg/m**



KOD-CODE *TEORİK AĞIRLIK*
THEORETICAL WEIGHT
EP-1999 **0,832 Kg/m**

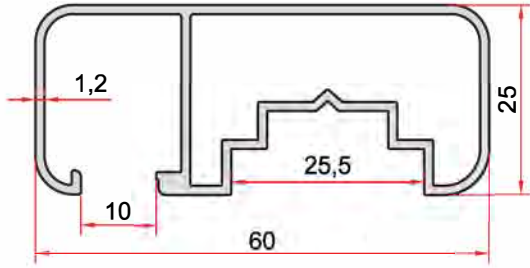


KOD-CODE *TEORİK AĞIRLIK*
THEORETICAL WEIGHT
EP-1907 **1,053 Kg/m**

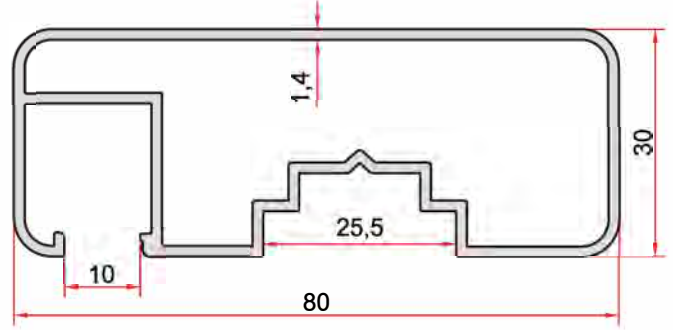


KOD-CODE *TEORİK AĞIRLIK*
THEORETICAL WEIGHT
EP-1961 **0,675 Kg/m**

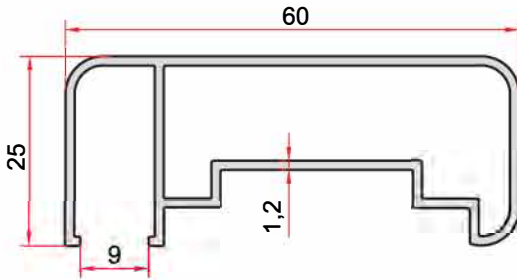
Küpeşte Profilleri (Handrail Profiles)



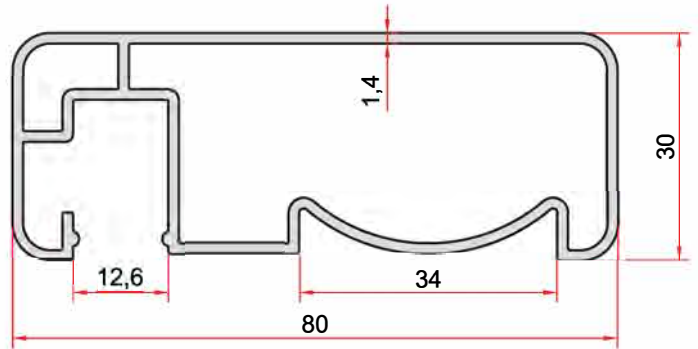
KOD-CODE TEORİK AĞIRLIK
THEORETICAL WEIGHT
EP-5042 0,645 Kg/m



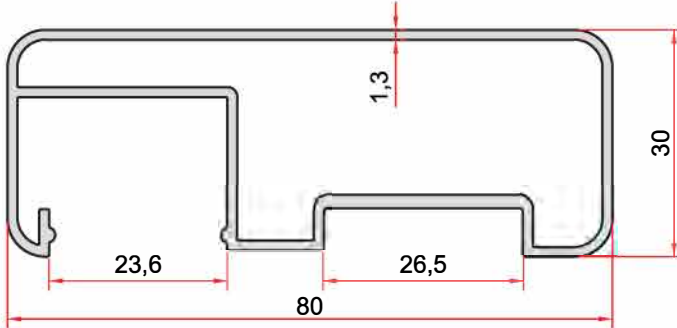
KOD-CODE TEORİK AĞIRLIK
THEORETICAL WEIGHT
EP-5043 0,980 Kg/m



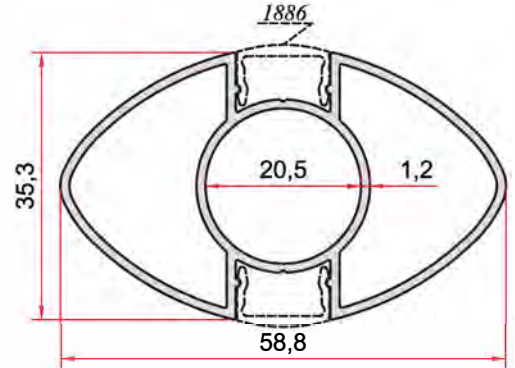
KOD-CODE TEORİK AĞIRLIK
THEORETICAL WEIGHT
EP-5079 0,607 Kg/m



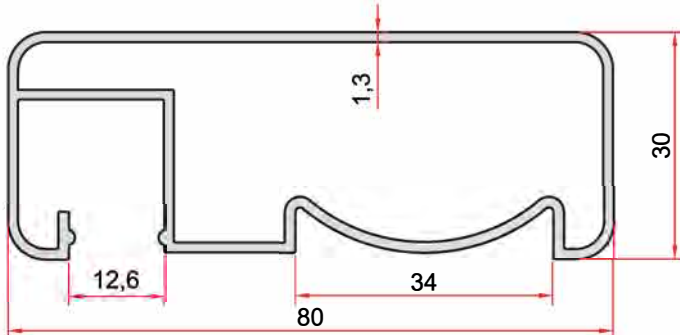
KOD-CODE TEORİK AĞIRLIK
THEORETICAL WEIGHT
EP-1944 1,004 Kg/m



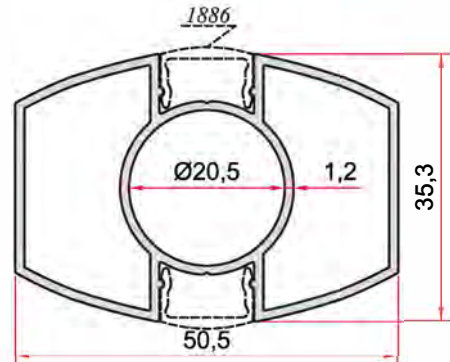
KOD-CODE TEORİK AĞIRLIK
THEORETICAL WEIGHT
EP-5006 0,915 Kg/m



KOD-CODE TEORİK AĞIRLIK
THEORETICAL WEIGHT
EP-1948 0,702 Kg/m



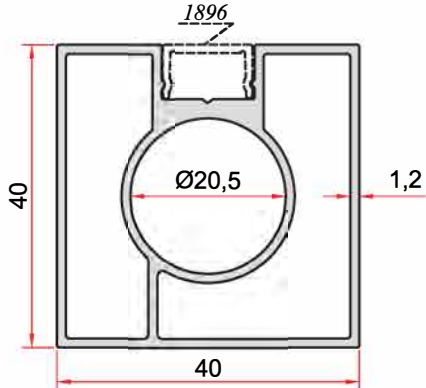
KOD-CODE TEORİK AĞIRLIK
THEORETICAL WEIGHT
EP-5007 0,915 Kg/m



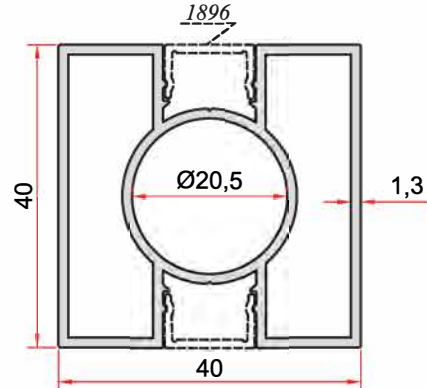
KOD-CODE TEORİK AĞIRLIK
THEORETICAL WEIGHT
EP-1949 0,710 Kg/m

Küpeşte Profilleri

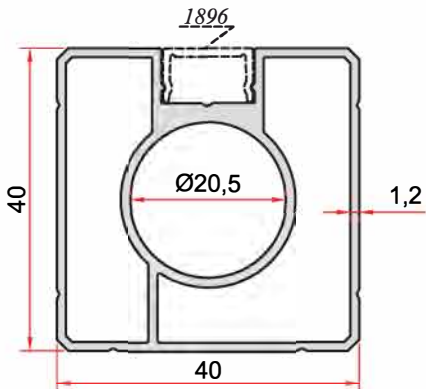
(Handrail Profiles)



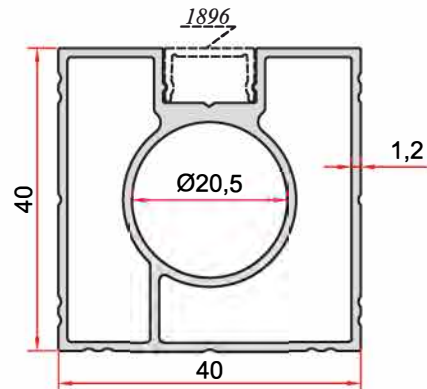
KOD-CODE *TEORİK AĞIRLIK*
THEORETICAL WEIGHT
EP-1895 0,845 Kg/m



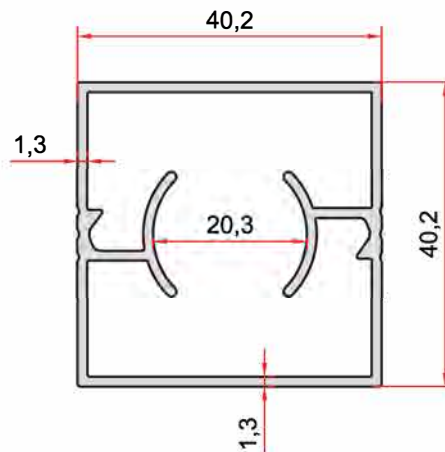
KOD-CODE *TEORİK AĞIRLIK*
THEORETICAL WEIGHT
EP-1905 0,837 Kg/m



KOD-CODE *TEORİK AĞIRLIK*
THEORETICAL WEIGHT
EP-1975 0,845 Kg/m

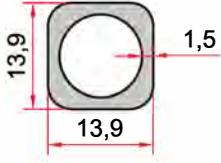


KOD-CODE *TEORİK AĞIRLIK*
THEORETICAL WEIGHT
EP-5037 0,823 Kg/m

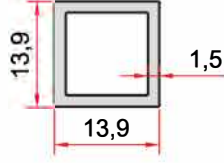


KOD-CODE *TEORİK AĞIRLIK*
THEORETICAL WEIGHT
EP-2725 0,748 Kg/m

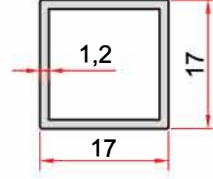
Küpeşte Profilleri (Handrail Profiles)



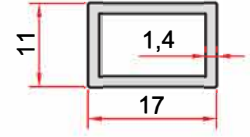
KOD-CODE TEORİK AĞIRLIK
THEORETICAL WEIGHT
EP-1906 0,248 Kg/m



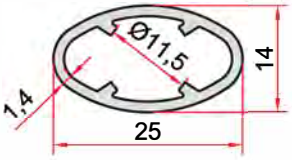
KOD-CODE TEORİK AĞIRLIK
THEORETICAL WEIGHT
EP-1960 0,199 Kg/m



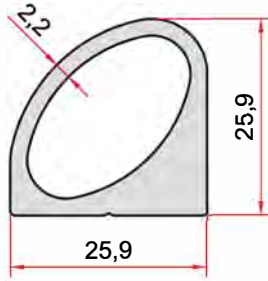
KOD-CODE TEORİK AĞIRLIK
THEORETICAL WEIGHT
EP-1985 0,203 Kg/m



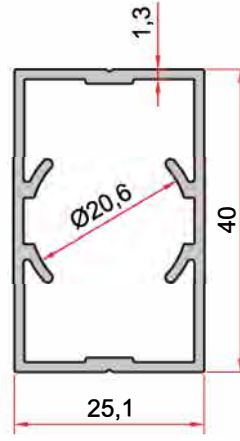
KOD-CODE TEORİK AĞIRLIK
THEORETICAL WEIGHT
EP-5064 0,189 Kg/m



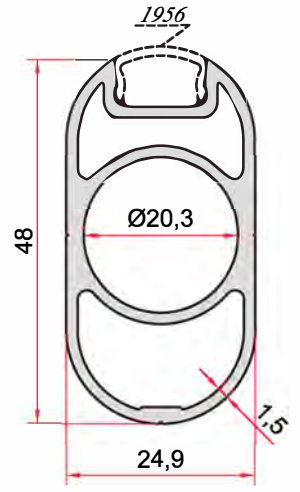
KOD-CODE TEORİK AĞIRLIK
THEORETICAL WEIGHT
EP-1973 0,249 Kg/m



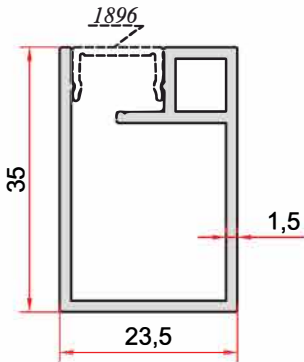
KOD-CODE TEORİK AĞIRLIK
THEORETICAL WEIGHT
EP-5013 0,707 Kg/m



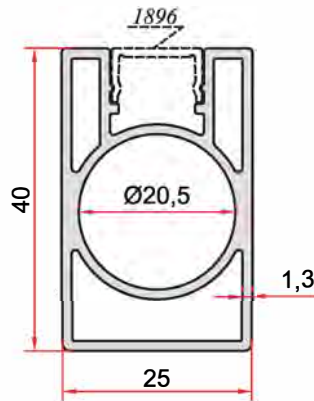
KOD-CODE TEORİK AĞIRLIK
THEORETICAL WEIGHT
EP-1992 0,545 Kg/m



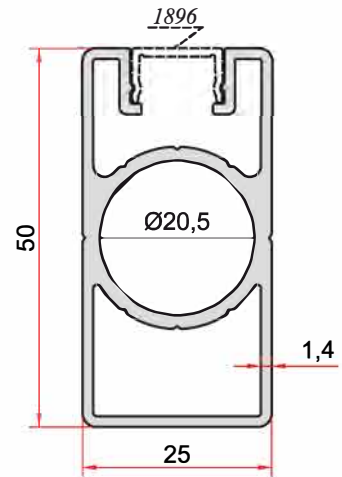
KOD-CODE TEORİK AĞIRLIK
THEORETICAL WEIGHT
EP-1955 0,832 Kg/m



KOD-CODE TEORİK AĞIRLIK
THEORETICAL WEIGHT
EP-5052 0,488 Kg/m



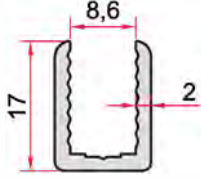
KOD-CODE TEORİK AĞIRLIK
THEORETICAL WEIGHT
EP-5049 0,723 Kg/m



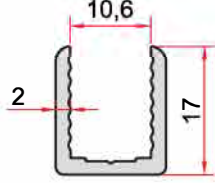
KOD-CODE TEORİK AĞIRLIK
THEORETICAL WEIGHT
EP-5014 0,885 Kg/m

Küpeşte Profilleri

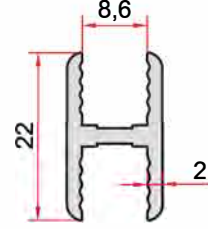
(Handrail Profiles)



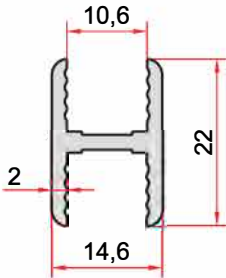
KOD-CODE TEORİK AĞIRLIK
THEORETICAL WEIGHT
EP-5001 0,213 Kg/m



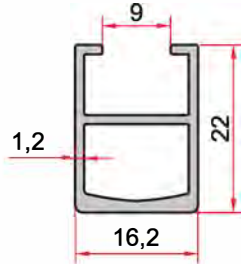
KOD-CODE TEORİK AĞIRLIK
THEORETICAL WEIGHT
EP-5002 0,221 Kg/m



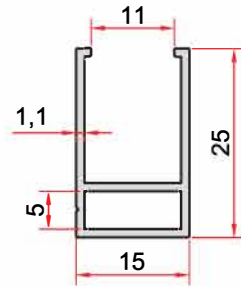
KOD-CODE TEORİK AĞIRLIK
THEORETICAL WEIGHT
EP-5003 0,270 Kg/m



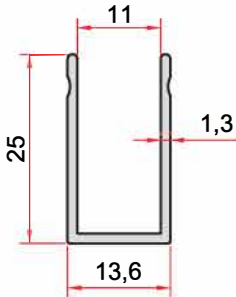
KOD-CODE TEORİK AĞIRLIK
THEORETICAL WEIGHT
EP-5004 0,281 Kg/m



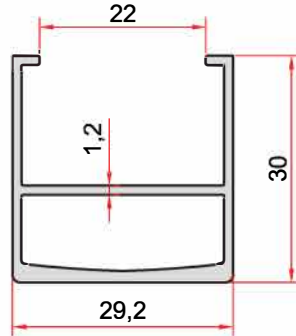
KOD-CODE TEORİK AĞIRLIK
THEORETICAL WEIGHT
EP-1950 0,273 Kg/m



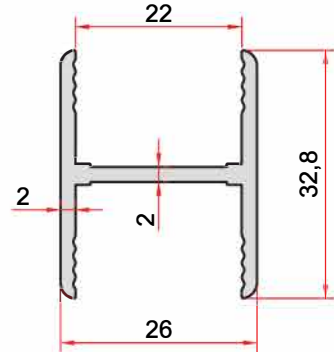
KOD-CODE TEORİK AĞIRLIK
THEORETICAL WEIGHT
EP-1141 0,229 Kg/m



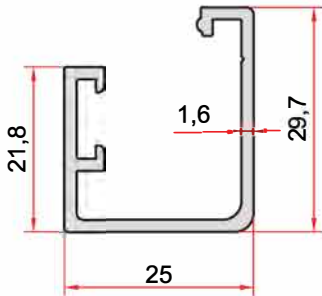
KOD-CODE TEORİK AĞIRLIK
THEORETICAL WEIGHT
EP-5015 0,210 Kg/m



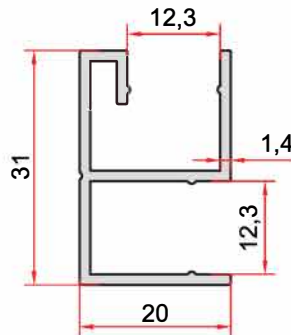
KOD-CODE TEORİK AĞIRLIK
THEORETICAL WEIGHT
EP-5008 0,432 Kg/m



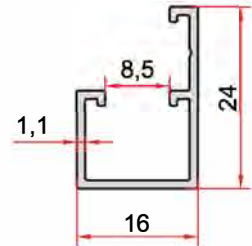
KOD-CODE TEORİK AĞIRLIK
THEORETICAL WEIGHT
EP-5009 0,459 Kg/m



KOD-CODE TEORİK AĞIRLIK
THEORETICAL WEIGHT
EP-1937 0,392 Kg/m

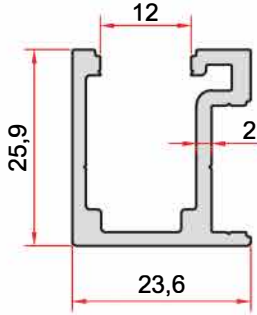


KOD-CODE TEORİK AĞIRLIK
THEORETICAL WEIGHT
EP-5077 0,359 Kg/m

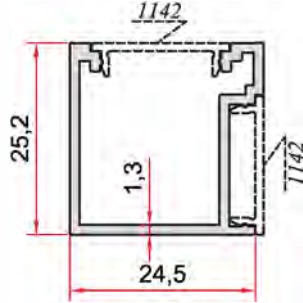


KOD-CODE TEORİK AĞIRLIK
THEORETICAL WEIGHT
EP-5080 0,180 Kg/m

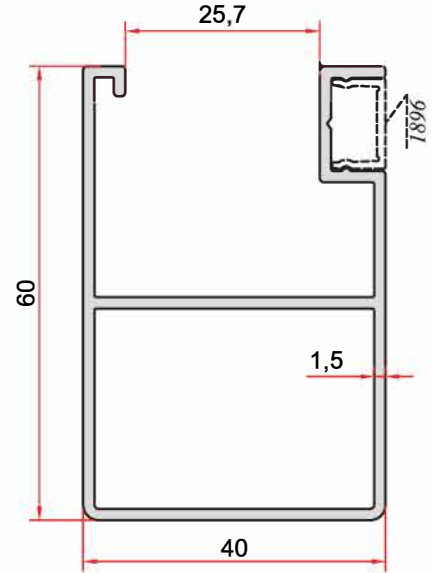
Küpeşte Profilleri (Handrail Profiles)



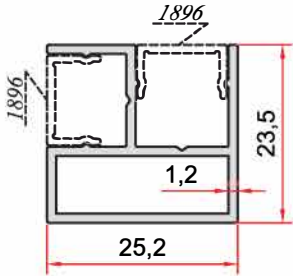
KOD-CODE TEORİK AĞIRLIK
EP-1959 0,475 Kg/m
THEORETICAL WEIGHT



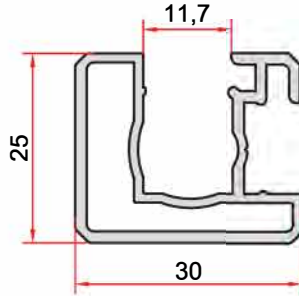
KOD-CODE TEORİK AĞIRLIK
EP-1140 0,311 Kg/m
THEORETICAL WEIGHT



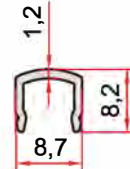
KOD-CODE TEORİK AĞIRLIK
EP-5048 0,866 Kg/m
THEORETICAL WEIGHT



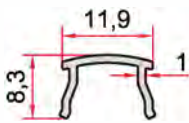
KOD-CODE TEORİK AĞIRLIK
EP-5063 0,335 Kg/m
THEORETICAL WEIGHT



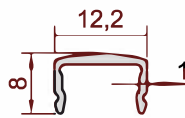
KOD-CODE TEORİK AĞIRLIK
EP-1908 0,508 Kg/m
THEORETICAL WEIGHT



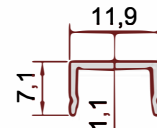
KOD-CODE TEORİK AĞIRLIK
EP-5101 0,062 Kg/m
THEORETICAL WEIGHT



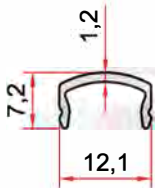
KOD-CODE TEORİK AĞIRLIK
EP-1924 0,070 Kg/m
THEORETICAL WEIGHT



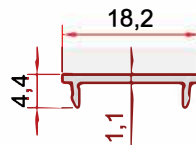
KOD-CODE TEORİK AĞIRLIK
EP-1886 0,073 Kg/m
THEORETICAL WEIGHT



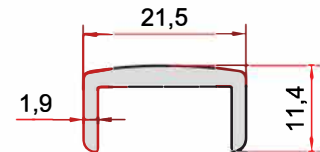
KOD-CODE TEORİK AĞIRLIK
EP-1896 0,065 Kg/m
THEORETICAL WEIGHT



KOD-CODE TEORİK AĞIRLIK
EP-1956 0,064 Kg/m
THEORETICAL WEIGHT



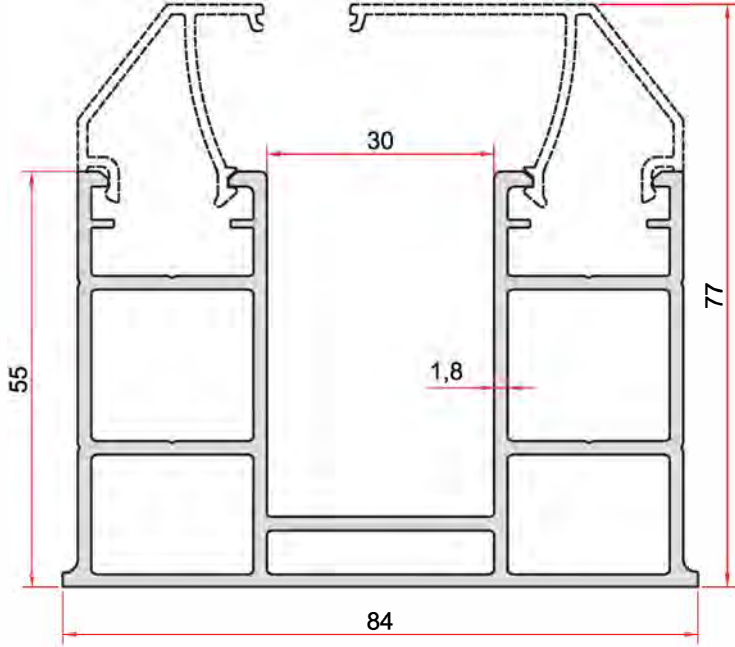
KOD-CODE TEORİK AĞIRLIK
EP-1142 0,068 Kg/m
THEORETICAL WEIGHT



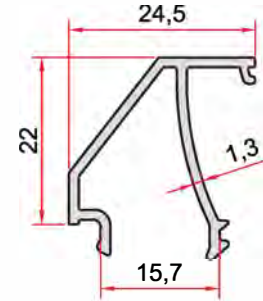
KOD-CODE TEORİK AĞIRLIK
EP-1122 0,229 Kg/m
THEORETICAL WEIGHT

Küpeşte Profilleri

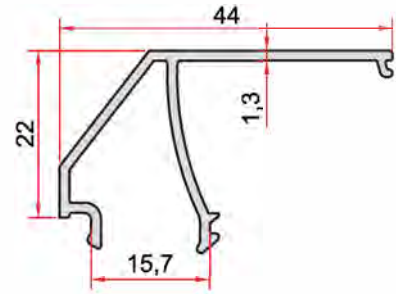
(Handrail Profiles)



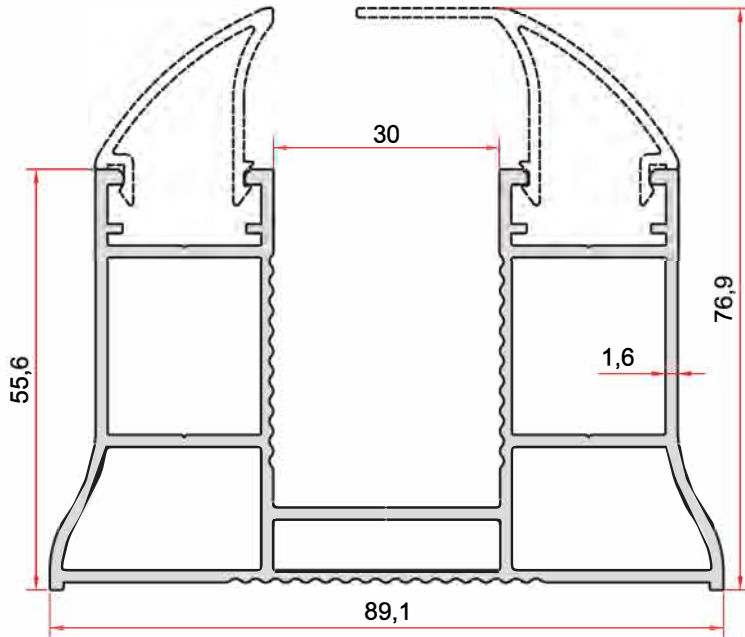
KOD-CODE *TEORİK AĞIRLIK*
THEORETICAL WEIGHT
EP-1978 2,098 Kg/m



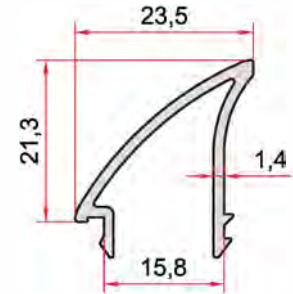
KOD-CODE *TEORİK AĞIRLIK*
THEORETICAL WEIGHT
EP-1979 0,267 Kg/m



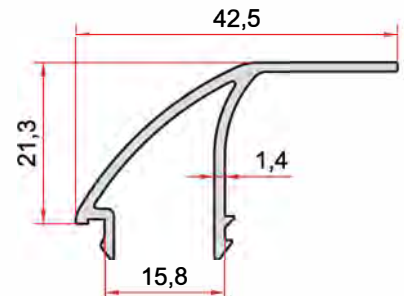
KOD-CODE *TEORİK AĞIRLIK*
THEORETICAL WEIGHT
EP-1981 0,335 Kg/m



KOD-CODE *TEORİK AĞIRLIK*
THEORETICAL WEIGHT
EP-5017 1,804 Kg/m

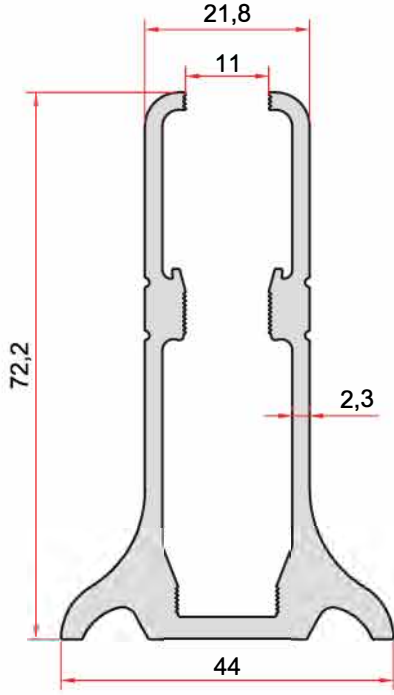


KOD-CODE *TEORİK AĞIRLIK*
THEORETICAL WEIGHT
EP-5019 0,251 Kg/m

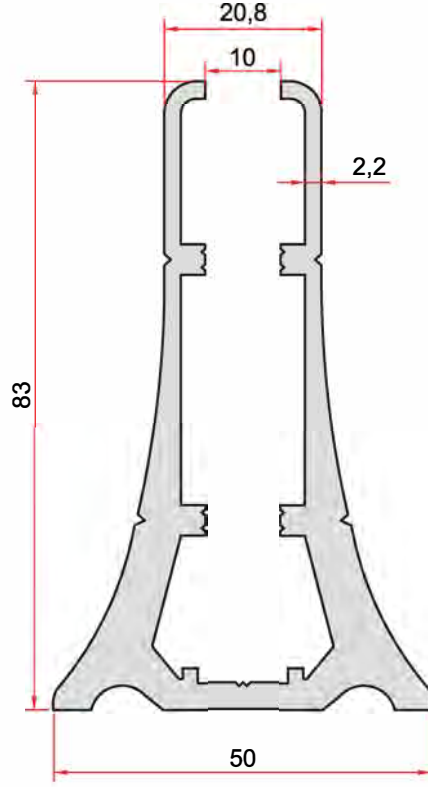


KOD-CODE *TEORİK AĞIRLIK*
THEORETICAL WEIGHT
EP-5018 0,313 Kg/m

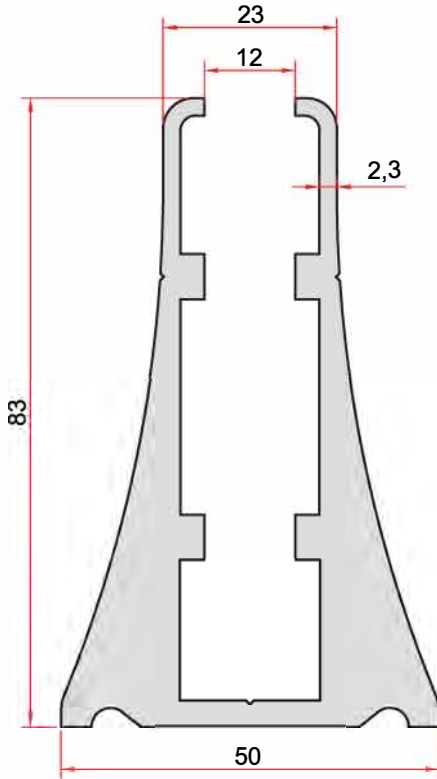
Küpeşte Profilleri (Handrail Profiles)



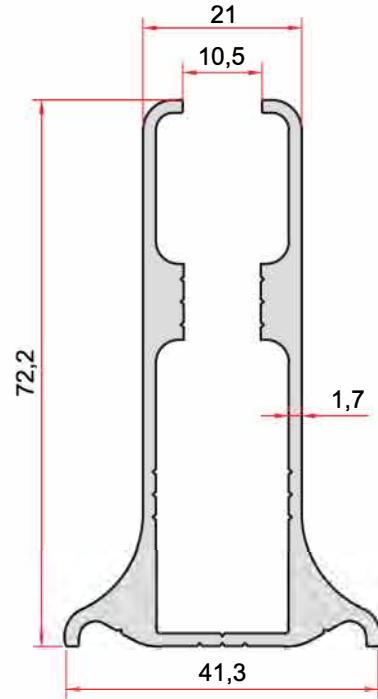
KOD-CODE *TEORİK AĞIRLIK*
THEORETICAL WEIGHT
EP-1875 **1,639 Kg/m**



KOD-CODE *TEORİK AĞIRLIK*
THEORETICAL WEIGHT
EP-1877 **2,349 Kg/m**



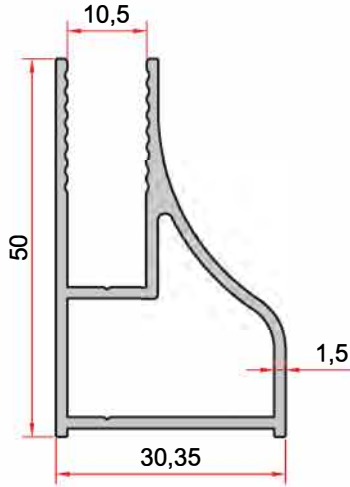
KOD-CODE *TEORİK AĞIRLIK*
THEORETICAL WEIGHT
EP-1879 **3,226 Kg/m**



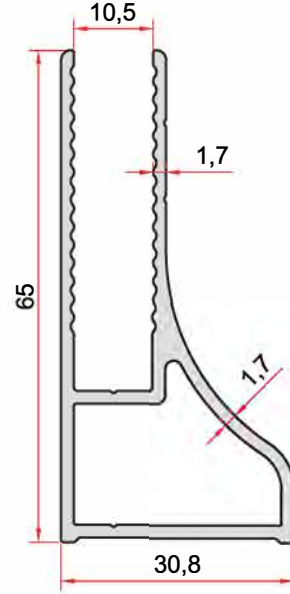
KOD-CODE *TEORİK AĞIRLIK*
THEORETICAL WEIGHT
EP-1930 **1,299 Kg/m**

Küpeşte Profilleri

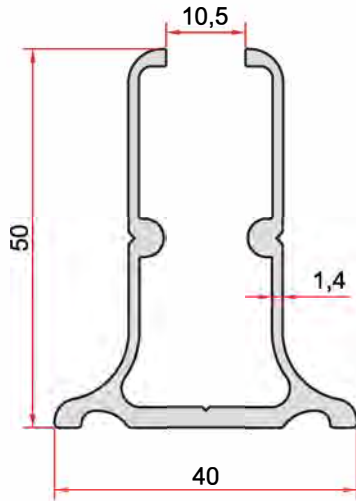
(Handrail Profiles)



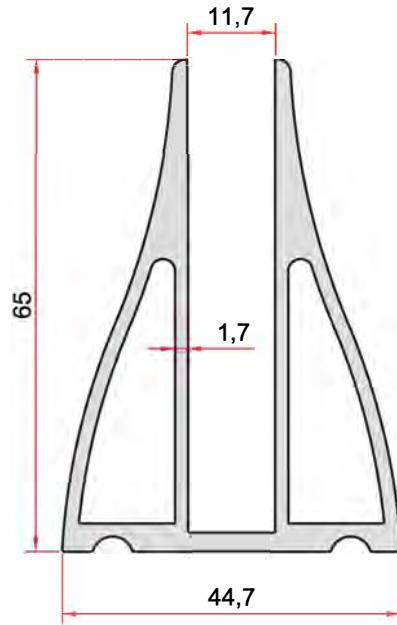
KOD-CODE *TEORİK AĞIRLIK*
THEORETICAL WEIGHT
EP-1899 **0,651 Kg/m**



KOD-CODE *TEORİK AĞIRLIK*
THEORETICAL WEIGHT
EP-1914 **0,826 Kg/m**

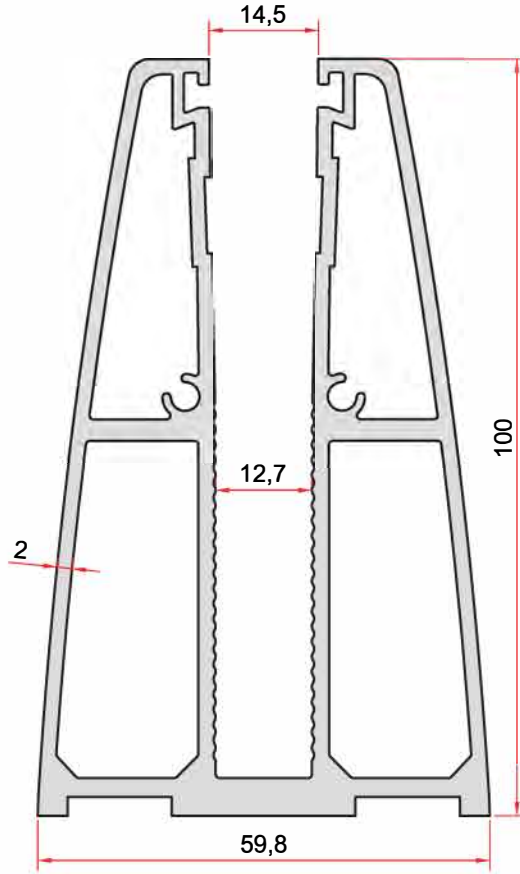


KOD-CODE *TEORİK AĞIRLIK*
THEORETICAL WEIGHT
EP-5039 **0,756 Kg/m**

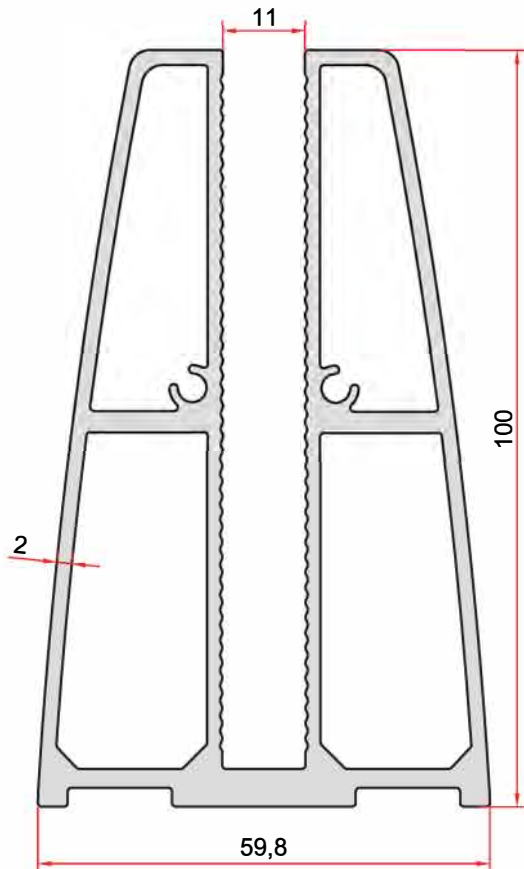


KOD-CODE *TEORİK AĞIRLIK*
THEORETICAL WEIGHT
EP-1953 **1,571 Kg/m**

Küpeşte Profilleri (Handrail Profiles)

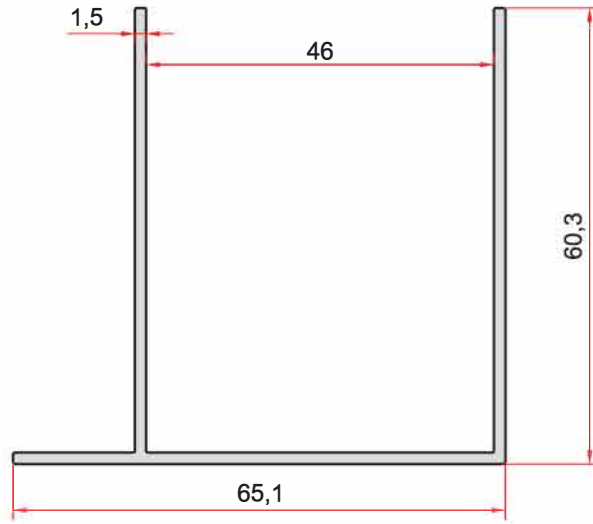


KOD-CODE **TEORİK AĞIRLIK**
EP-1938 **THEORETICAL WEIGHT**
 3,205 Kg/m

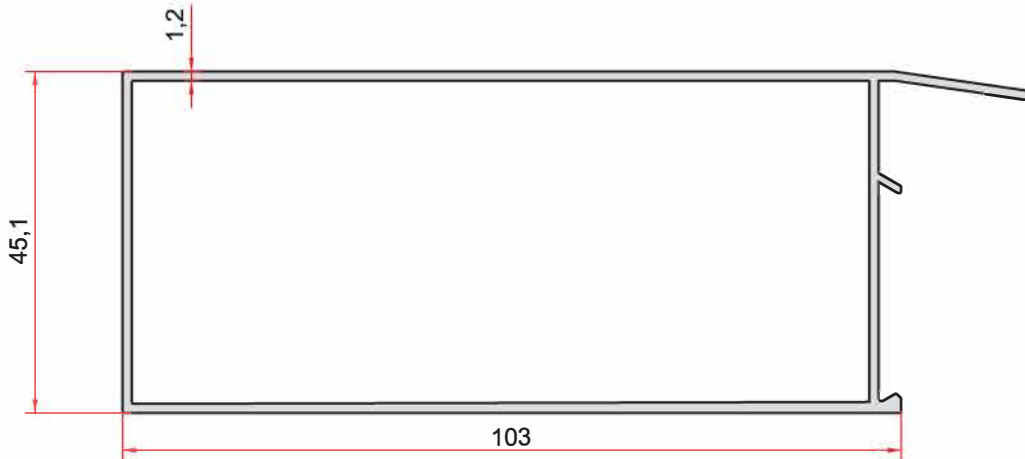


KOD-CODE **TEORİK AĞIRLIK**
EP-5060 **THEORETICAL WEIGHT**
 3,048 Kg/m

Küpeşte Profilleri (Handrail Profiles)



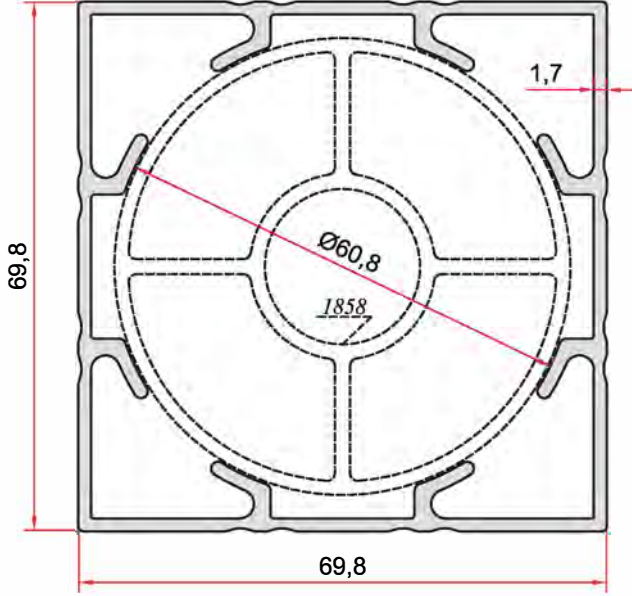
KOD-CODE TEORİK AĞIRLIK
THEORETICAL WEIGHT
EP-7040 **0,739 Kg/m**



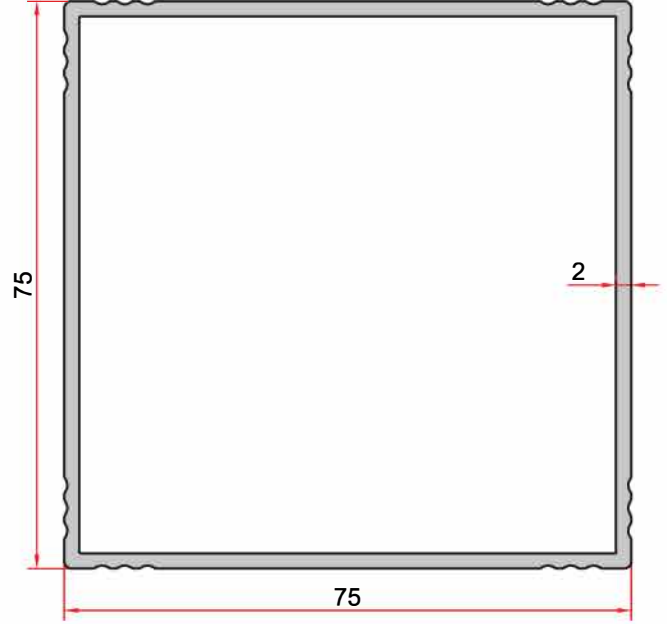
KOD-CODE TEORİK AĞIRLIK
THEORETICAL WEIGHT
EP-7041 **1,015 Kg/m**

Küpeşte Profilleri

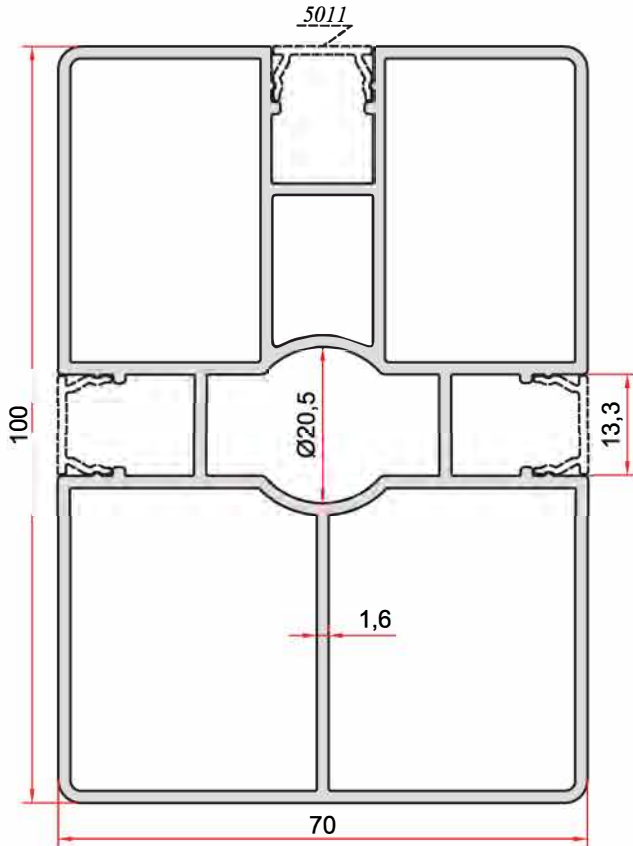
(Handrail Profiles)



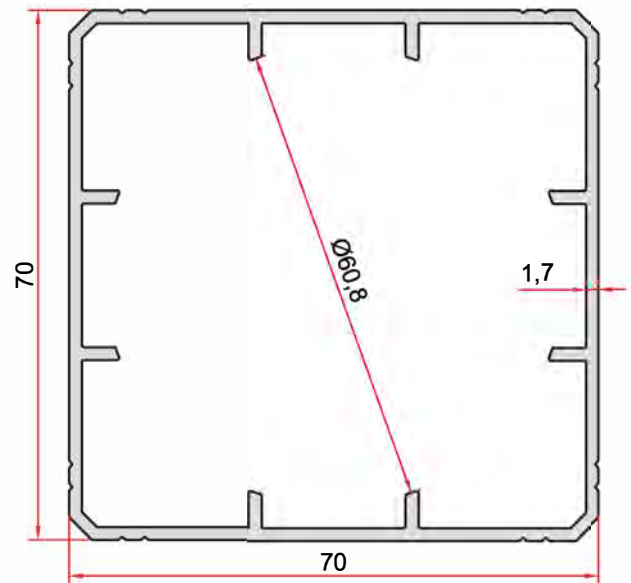
KOD-CODE *TEORİK AĞIRLIK*
THEORETICAL WEIGHT
EP-1898 **1,687 Kg/m**



KOD-CODE *TEORİK AĞIRLIK*
THEORETICAL WEIGHT
EP-5021 **1,536 Kg/m**

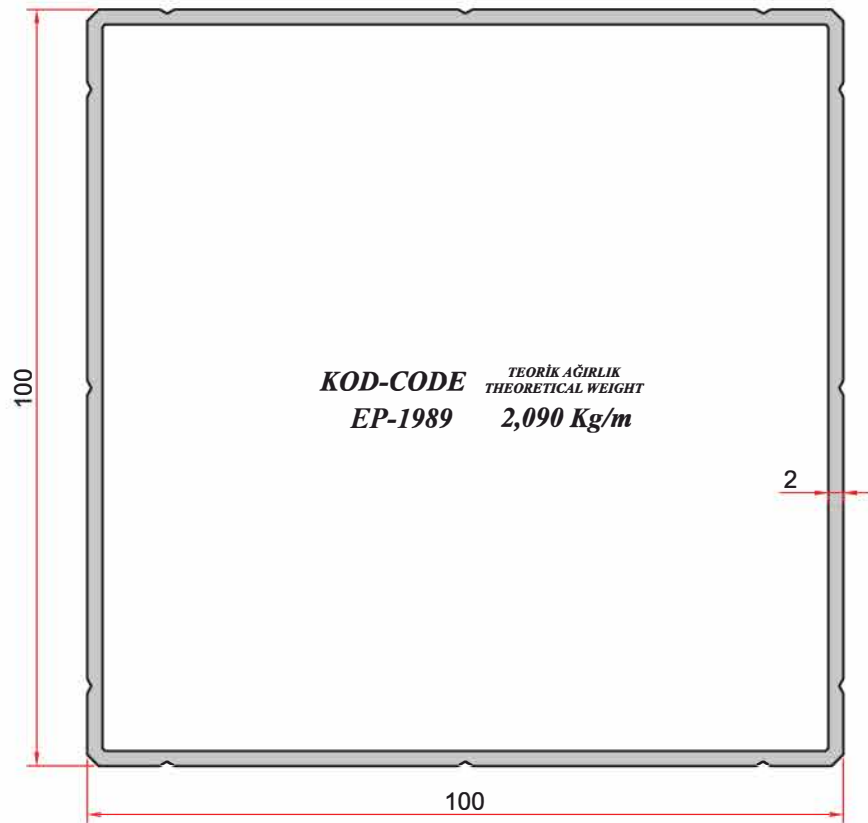
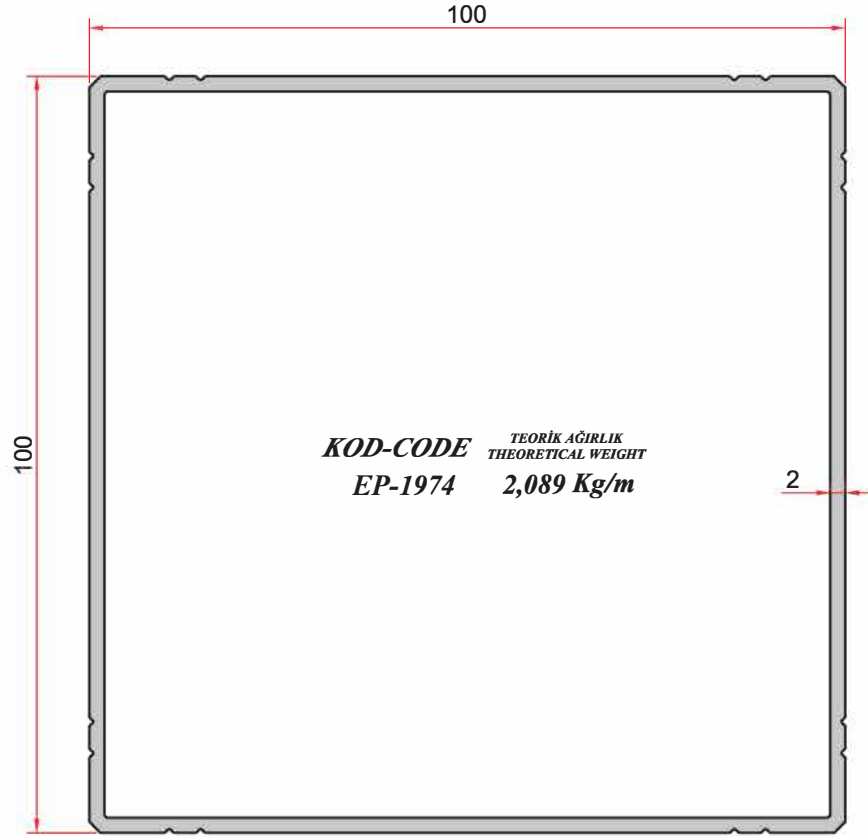


KOD-CODE *TEORİK AĞIRLIK*
THEORETICAL WEIGHT
EP-5047 **2,549 Kg/m**



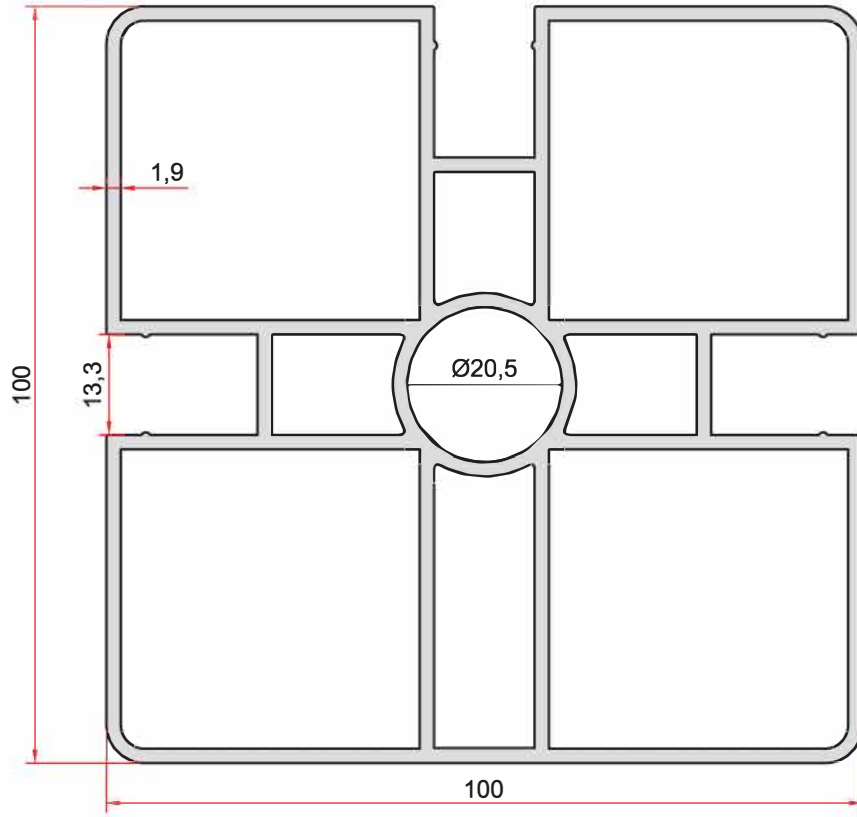
KOD-CODE *TEORİK AĞIRLIK*
THEORETICAL WEIGHT
EP-5044 **1,390 Kg/m**

Küpeşte Profilleri (Handrail Profiles)

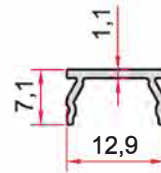


Küpeşte Profilleri

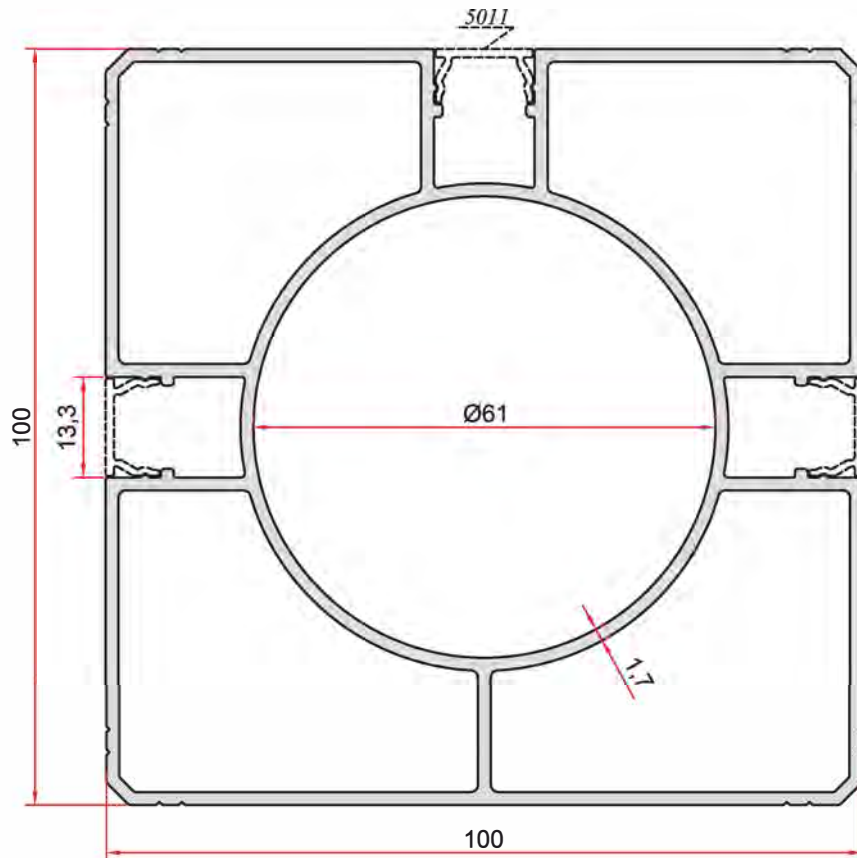
(Handrail Profiles)



KOD-CODE TEORİK AĞIRLIK
EP-5010 THEORETICAL WEIGHT
3,966 Kg/m

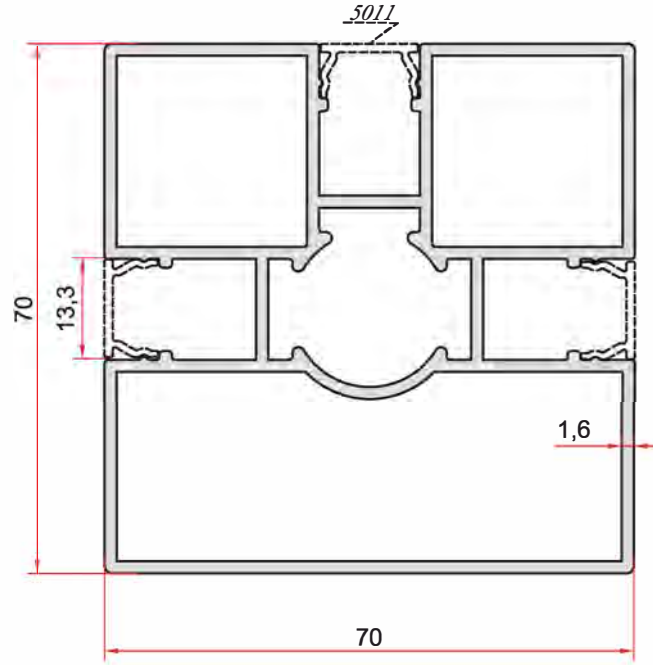


KOD-CODE TEORİK AĞIRLIK
EP-5011 THEORETICAL WEIGHT
0,069 Kg/m

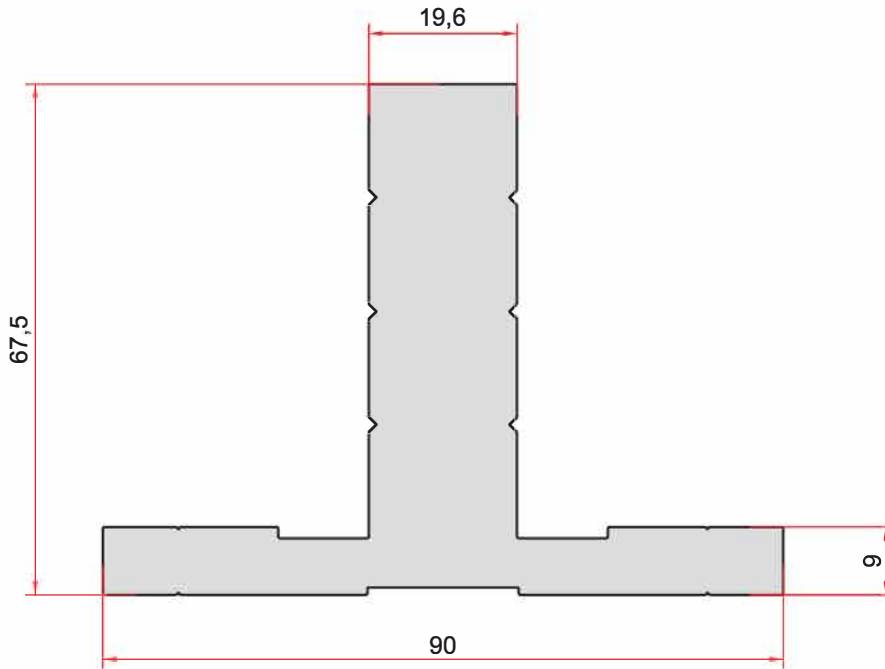


KOD-CODE TEORİK AĞIRLIK
EP-5040 THEORETICAL WEIGHT
3,078 Kg/m

Küpeşte Profilleri (Handrail Profiles)

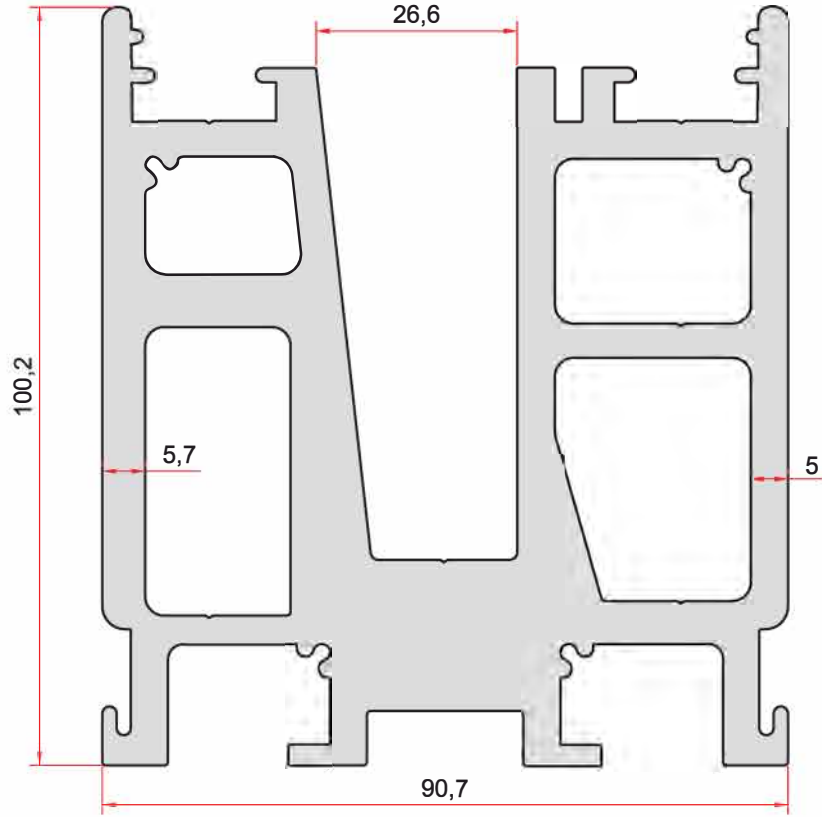


KOD-CODE **TEORİK AĞIRLIK**
EP-5065 **THEORETICAL WEIGHT**
 2,001 Kg/m

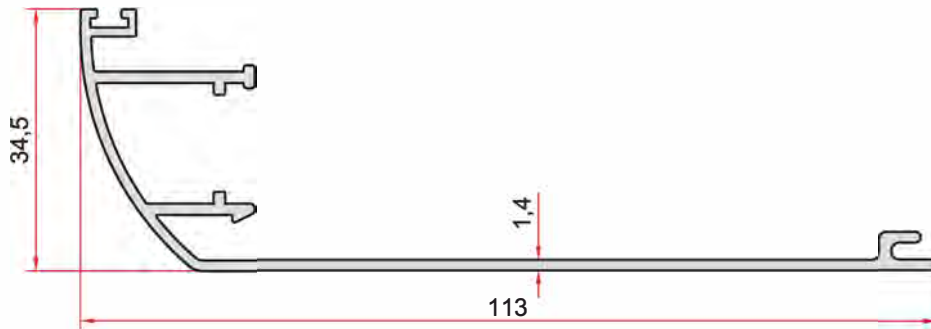


KOD-CODE **TEORİK AĞIRLIK**
EP-0159 **THEORETICAL WEIGHT**
 5,113 Kg/m

Küpeşte Profilleri (Handrail Profiles)

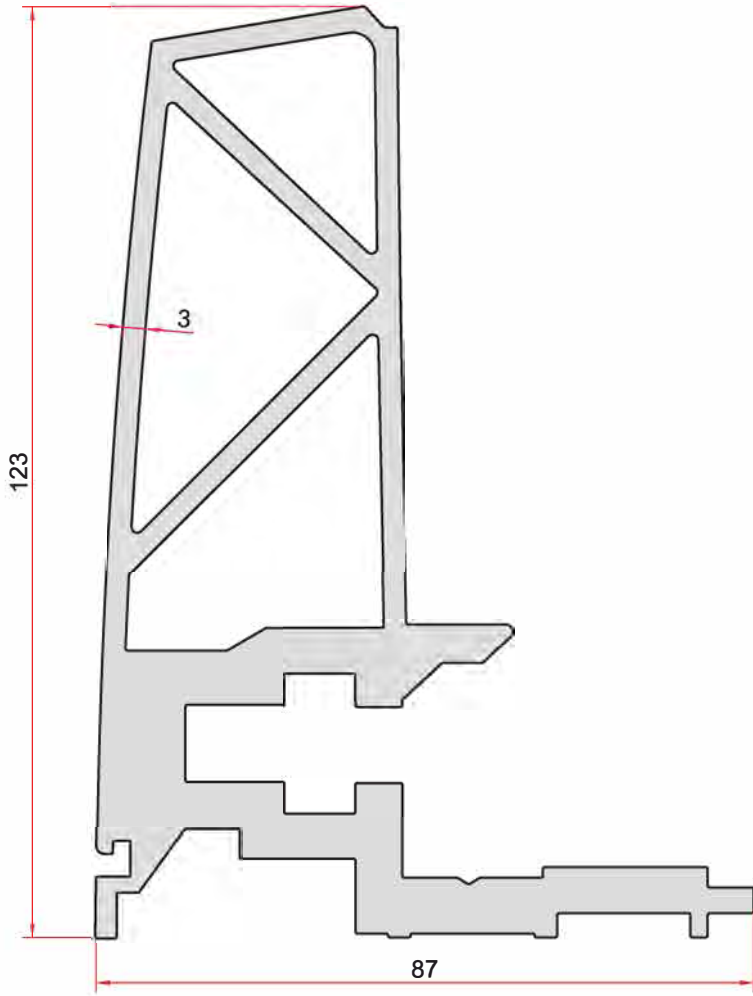


KOD-CODE **TEORİK AĞIRLIK**
EP-1945 **THEORETICAL WEIGHT**
 9,310 Kg/m

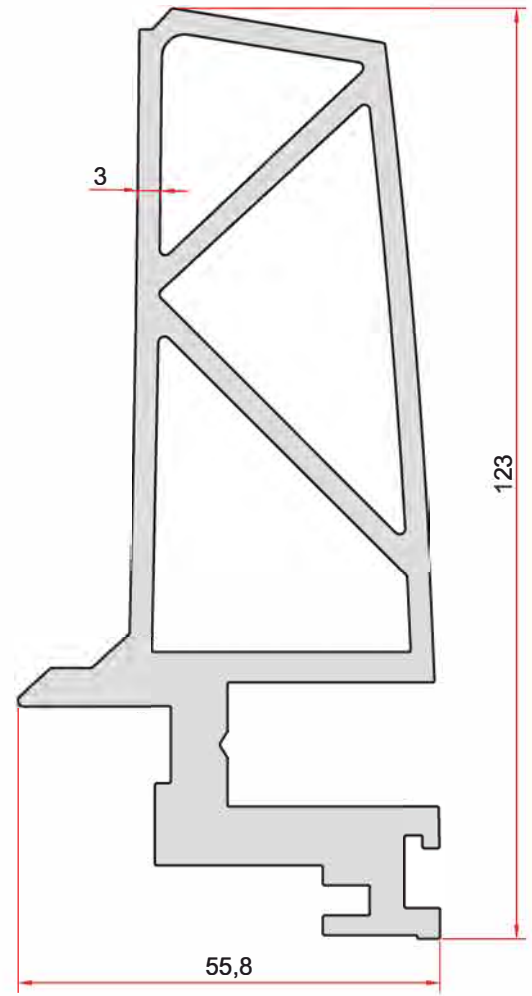


KOD-CODE **TEORİK AĞIRLIK**
EP-1946 **THEORETICAL WEIGHT**
 0,737 Kg/m

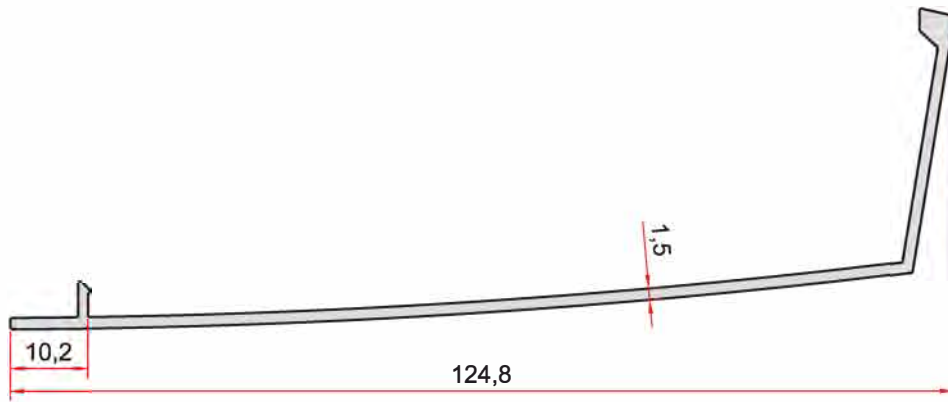
Küpeşte Profilleri (Handrail Profiles)



KOD-CODE *TEORİK AĞIRLIK*
THEORETICAL WEIGHT
EP-1995 5,581 Kg/m

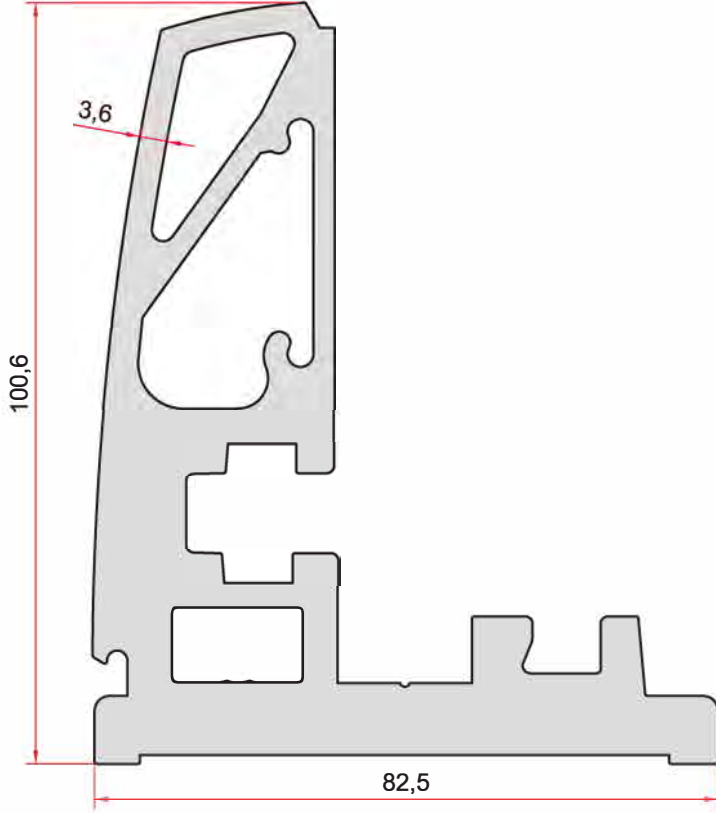


KOD-CODE *TEORİK AĞIRLIK*
THEORETICAL WEIGHT
EP-1994 4,282 Kg/m

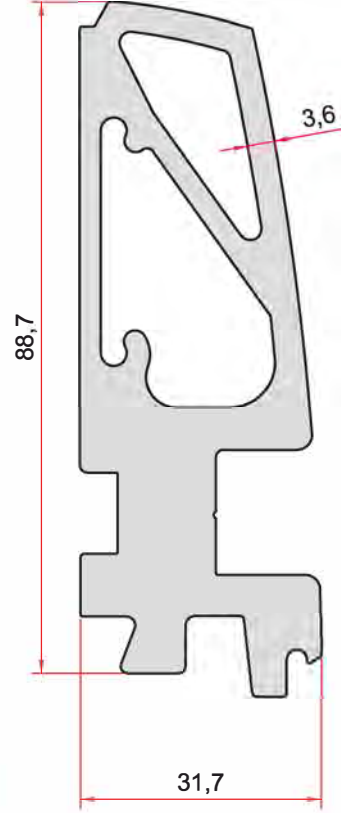


KOD-CODE *TEORİK AĞIRLIK*
THEORETICAL WEIGHT
EP-1996 0,662 Kg/m

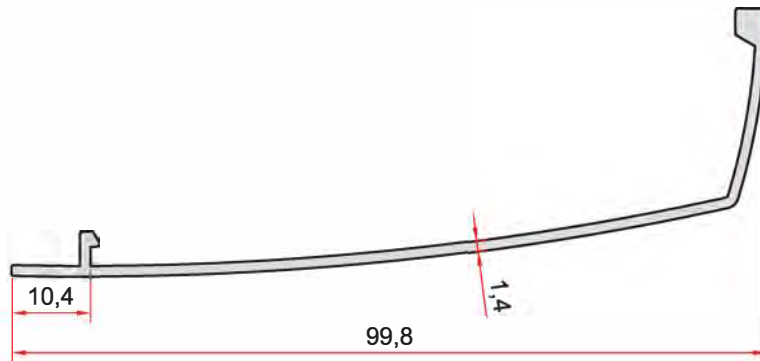
Küpeşte Profilleri (Handrail Profiles)



KOD-CODE *TEORİK AĞIRLIK*
THEORETICAL WEIGHT
EP-2277 **5,918 Kg/m**

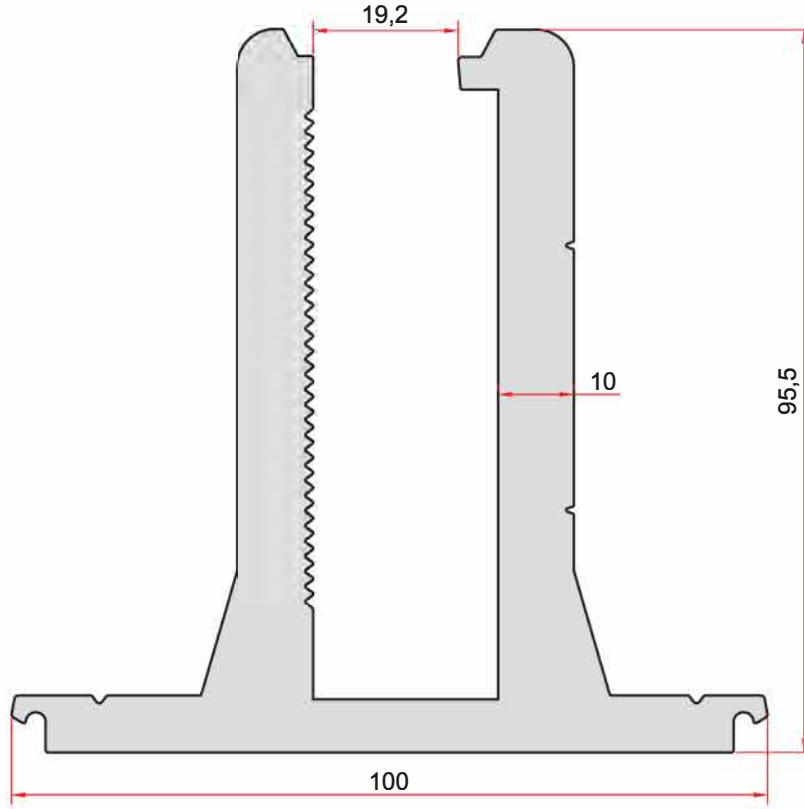


KOD-CODE *TEORİK AĞIRLIK*
THEORETICAL WEIGHT
EP-2276 **3,591 Kg/m**

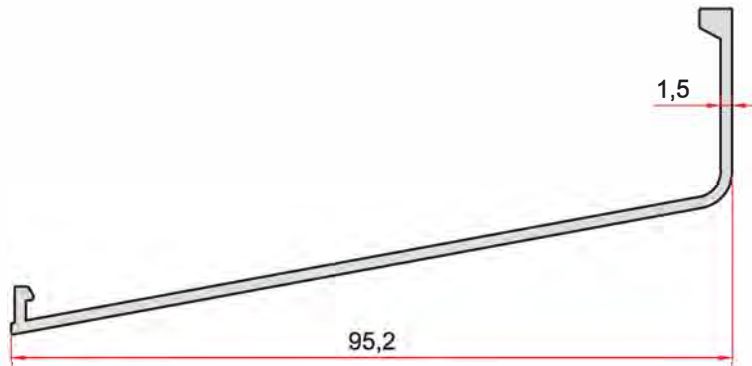


KOD-CODE *TEORİK AĞIRLIK*
THEORETICAL WEIGHT
EP-2275 **0,510 Kg/m**

Küpeşte Profilleri (Handrail Profiles)

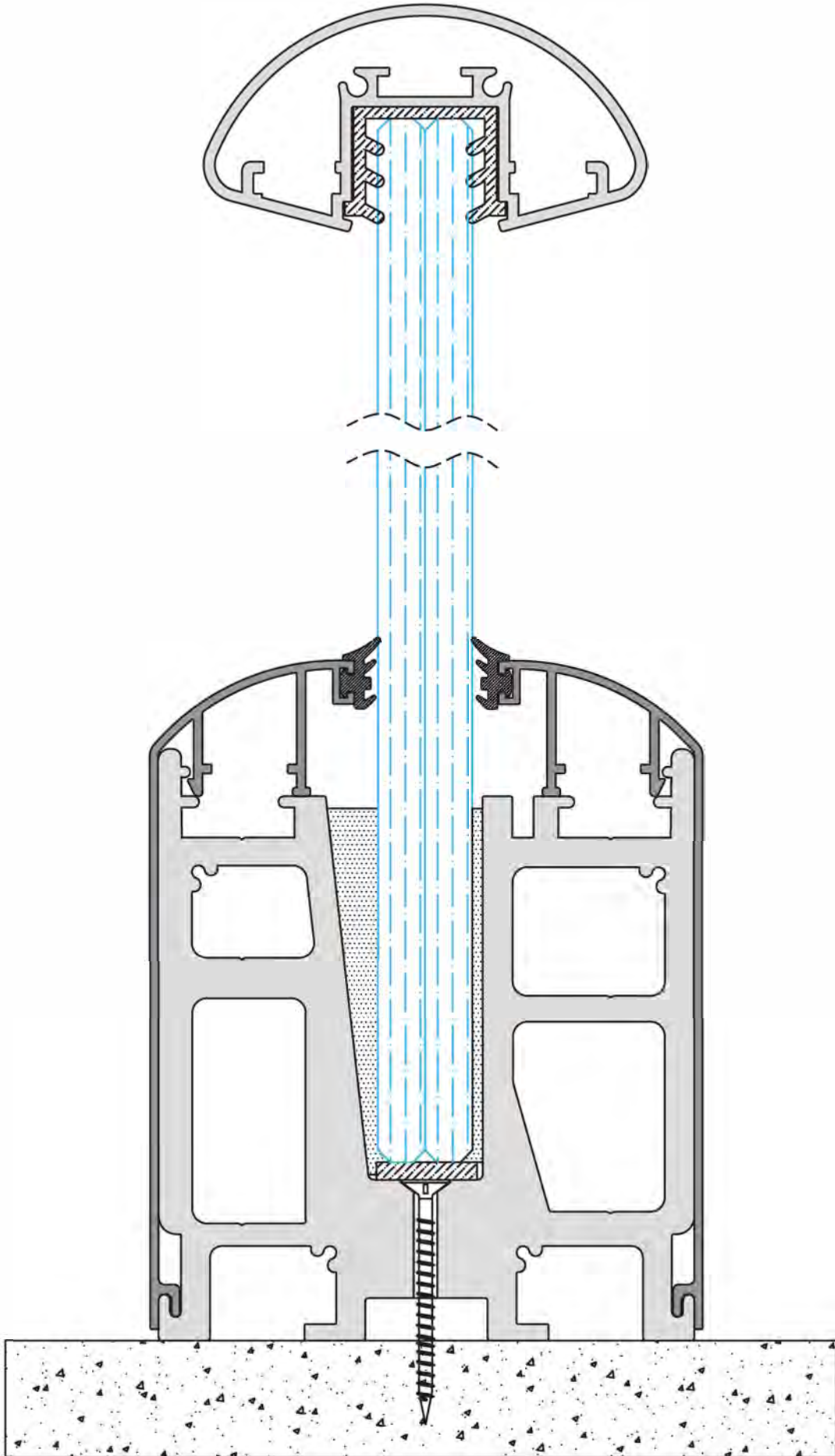


KOD-CODE TEORİK AĞIRLIK
EP-2278 THEORETICAL WEIGHT
6,755 Kg/m



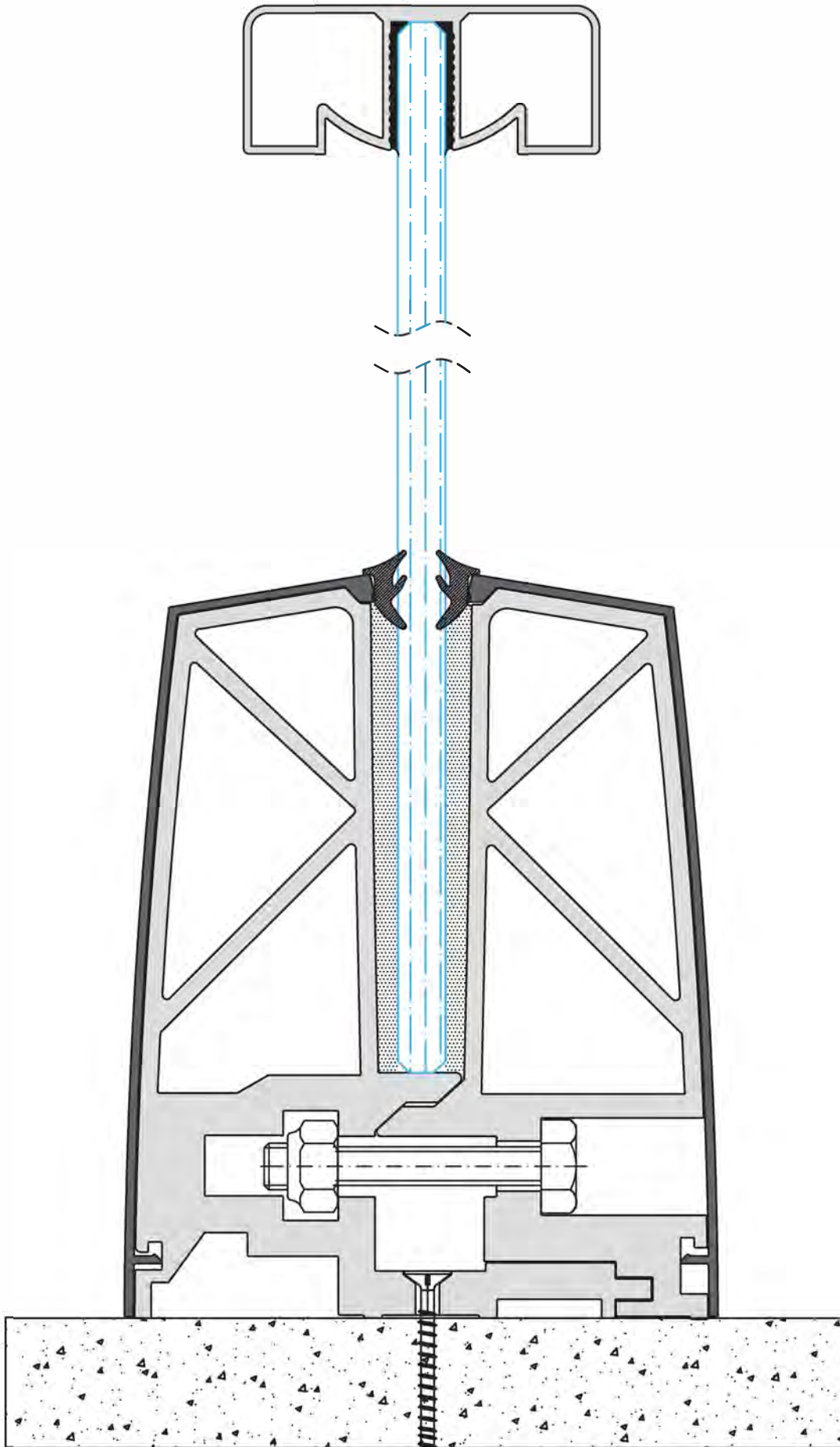
KOD-CODE TEORİK AĞIRLIK
EP-2279 THEORETICAL WEIGHT
0,532 Kg/m

Küpeşte Profilleri (Handrail Profiles)



Küpeşte Profilleri

(Handrail Profiles)





ekin PROFİL®

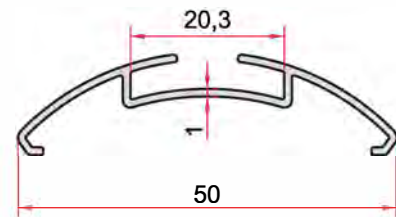
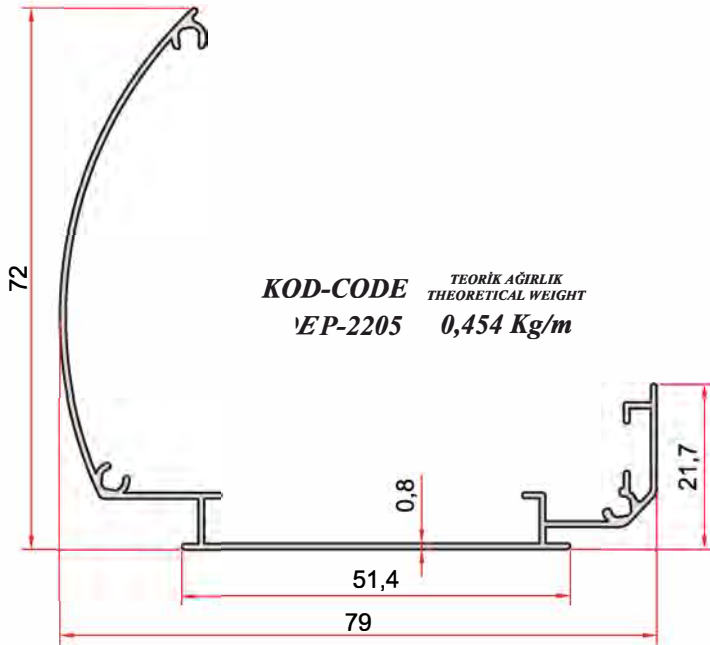
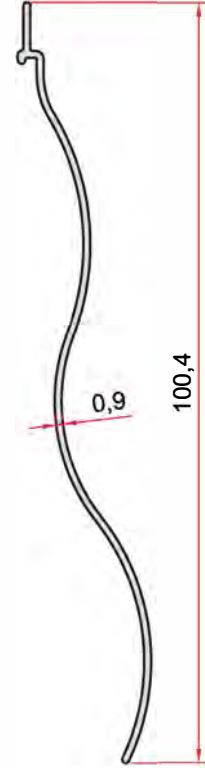
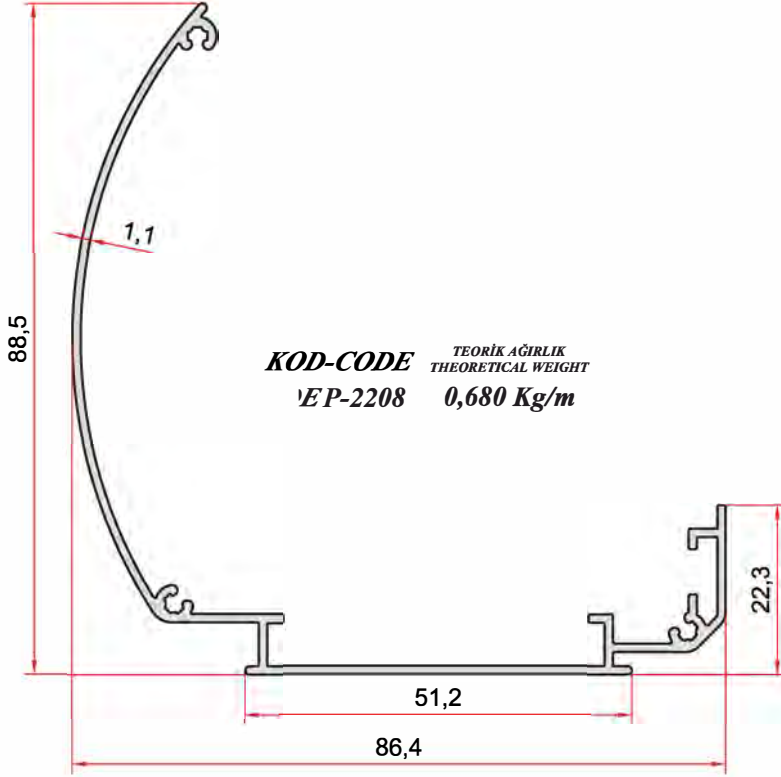
ALÜMİNYUM SİSTEMLER

Perde Profilleri

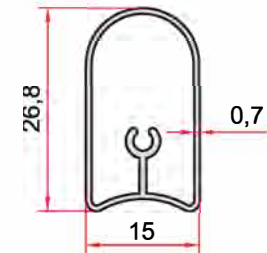
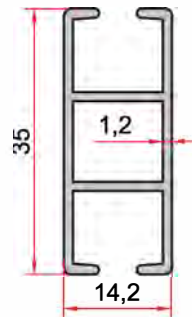
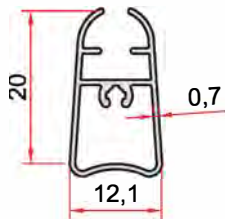
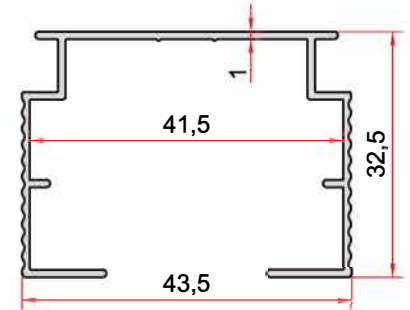
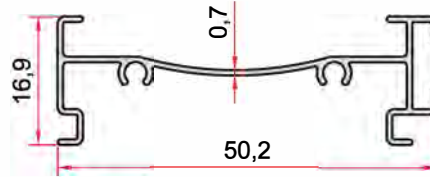
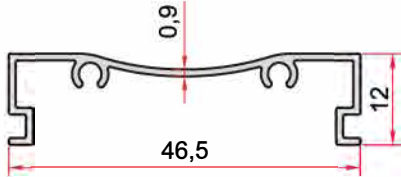
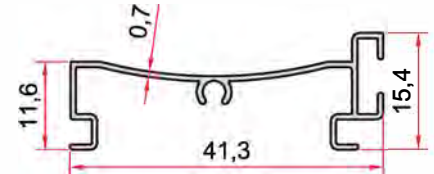
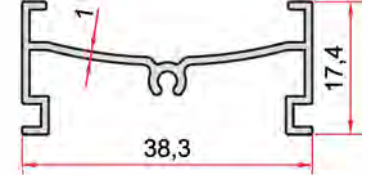
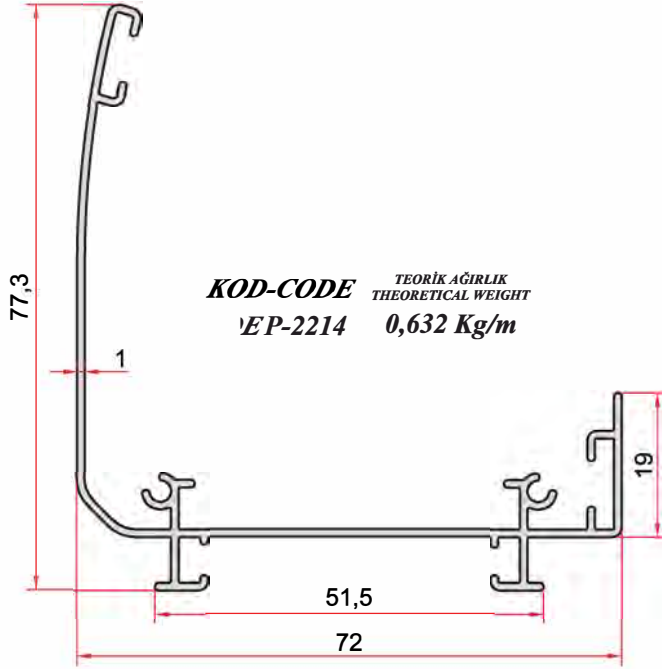
Curtain Wall Profiles



Perde Profilleri (Curtain Wall Profiles)

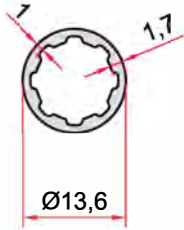


Perde Profilleri (Curtain Wall Profiles)



Perde Profilleri

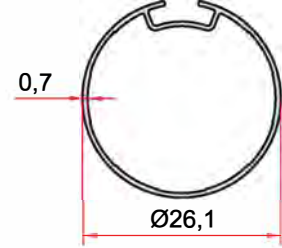
(Curtain Wall Profiles)



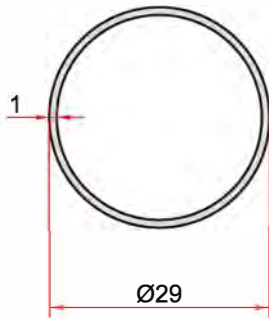
KOD-CODE *TEORİK AĞIRLIK*
THEORETICAL WEIGHT
EP-2217 **0,140 Kg/m**



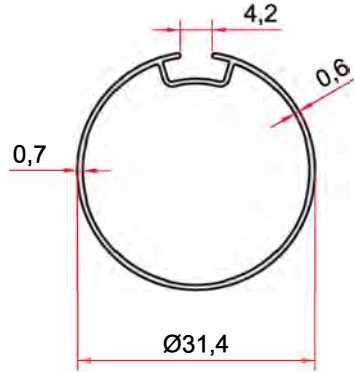
KOD-CODE *TEORİK AĞIRLIK*
THEORETICAL WEIGHT
EP-2202 **0,194 Kg/m**



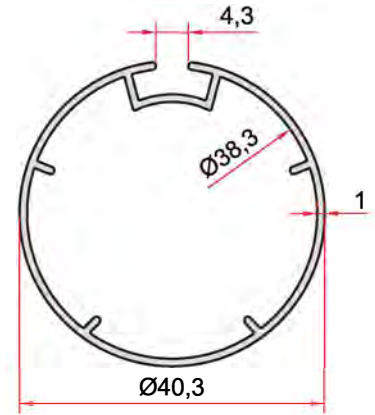
KOD-CODE *TEORİK AĞIRLIK*
THEORETICAL WEIGHT
EP-2216 **0,151 Kg/m**



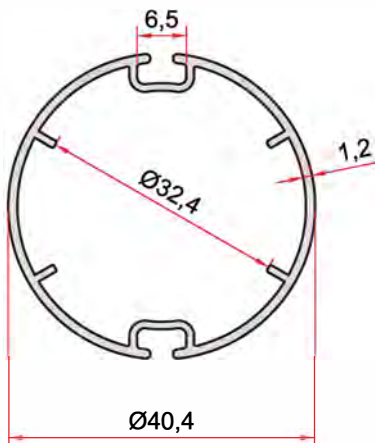
KOD-CODE *TEORİK AĞIRLIK*
THEORETICAL WEIGHT
EP-2220 **0,237 Kg/m**



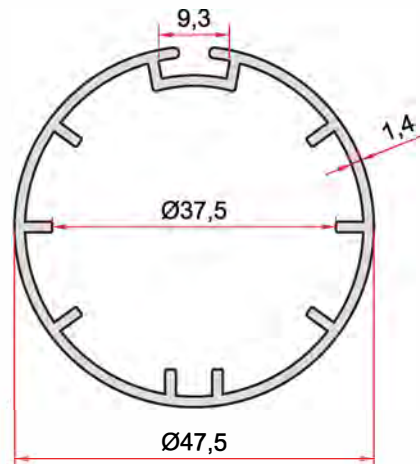
KOD-CODE *TEORİK AĞIRLIK*
THEORETICAL WEIGHT
EP-2201 **0,203 Kg/m**



KOD-CODE *TEORİK AĞIRLIK*
THEORETICAL WEIGHT
EP-2213 **0,397 Kg/m**



KOD-CODE *TEORİK AĞIRLIK*
THEORETICAL WEIGHT
EP-2209 **0,475 Kg/m**



KOD-CODE *TEORİK AĞIRLIK*
THEORETICAL WEIGHT
EP-2210 **0,697 Kg/m**



ekin PROFİL®

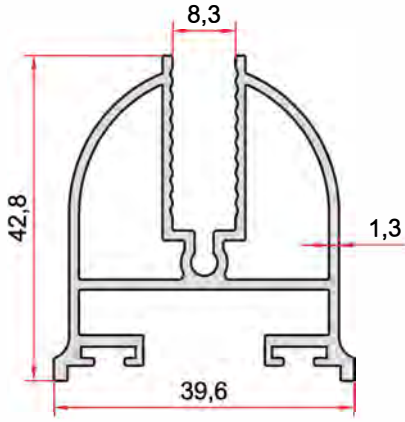
ALÜMİNYUM SİSTEMLER

Cam Balkon Profilleri

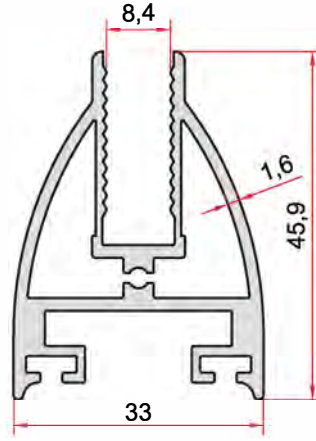
Balcony Glazing Profiles



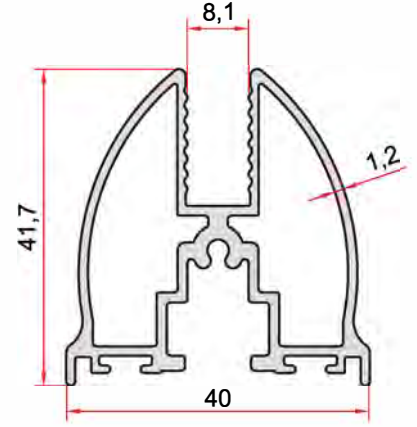
Cam Balkon Profilleri (Balcony Glazing Profiles)



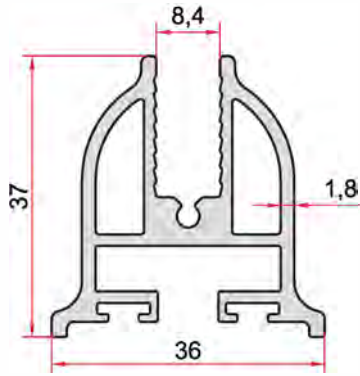
KOD-CODE TEORİK AĞIRLIK
THEORETICAL WEIGHT
EP-2251 0,775 Kg/m



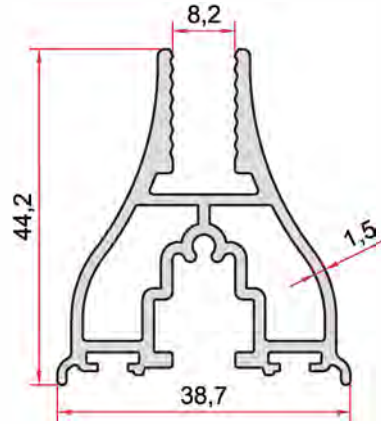
KOD-CODE TEORİK AĞIRLIK
THEORETICAL WEIGHT
EP-2257 0,921 Kg/m



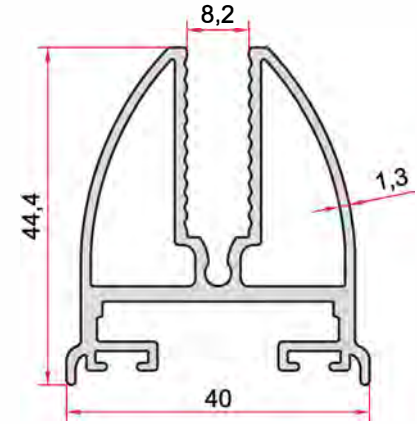
KOD-CODE TEORİK AĞIRLIK
THEORETICAL WEIGHT
EP-2261 0,805 Kg/m



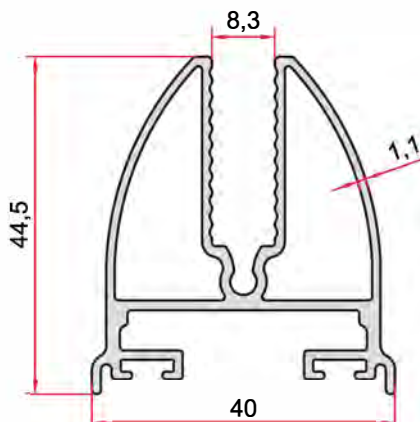
KOD-CODE TEORİK AĞIRLIK
THEORETICAL WEIGHT
EP-2269 0,875 Kg/m



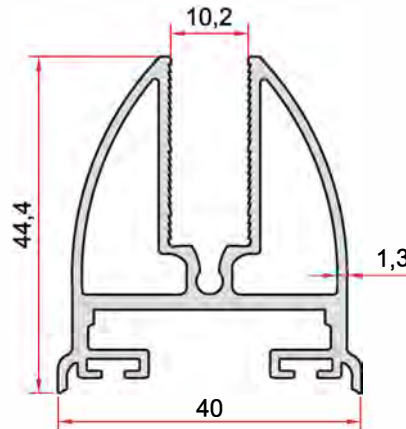
KOD-CODE TEORİK AĞIRLIK
THEORETICAL WEIGHT
EP-2291 0,888 Kg/m



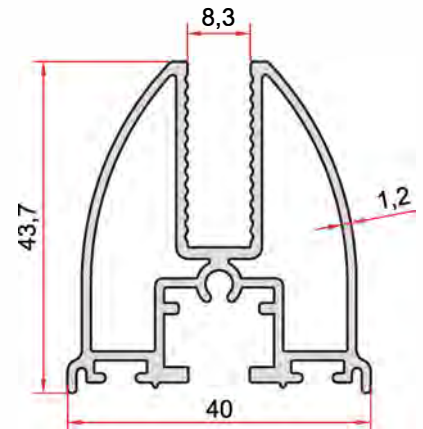
KOD-CODE TEORİK AĞIRLIK
THEORETICAL WEIGHT
EP-2292 0,923 Kg/m



KOD-CODE TEORİK AĞIRLIK
THEORETICAL WEIGHT
EP-2718 0,781 Kg/m



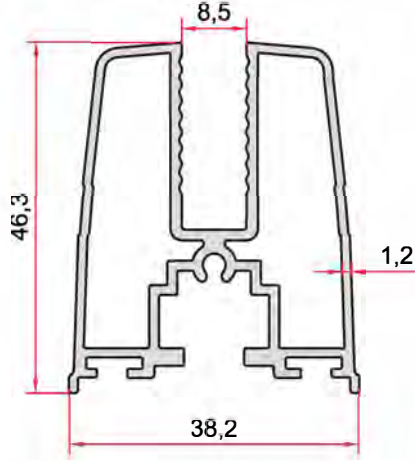
KOD-CODE TEORİK AĞIRLIK
THEORETICAL WEIGHT
EP-2374 0,923 Kg/m



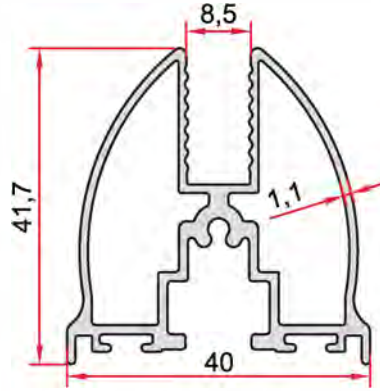
KOD-CODE TEORİK AĞIRLIK
THEORETICAL WEIGHT
EP-2637 0,847 Kg/m

Cam Balkon Profilleri

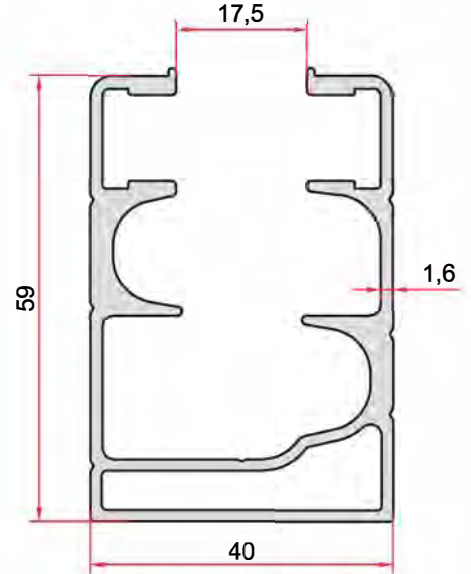
(Balcony Glazing Profiles)



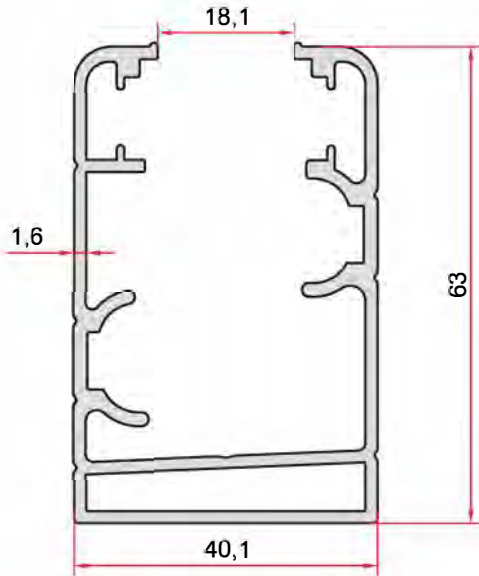
KOD-CODE *TEORİK AĞIRLIK*
THEORETICAL WEIGHT
EP-2753 **0,888 Kg/m**



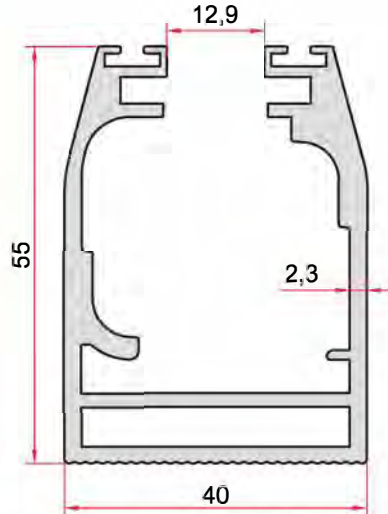
KOD-CODE *TEORİK AĞIRLIK*
THEORETICAL WEIGHT
EP-2620 **0,753 Kg/m**



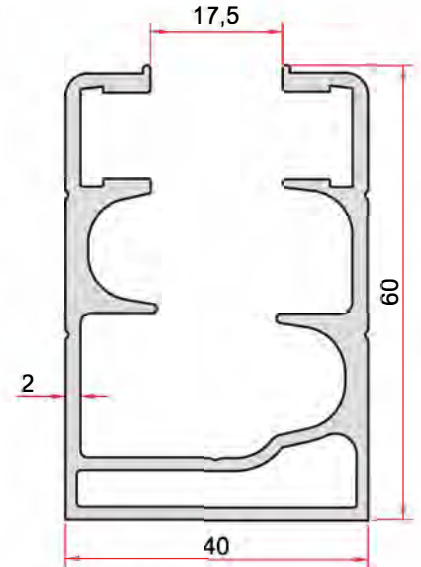
KOD-CODE *TEORİK AĞIRLIK*
THEORETICAL WEIGHT
EP-2717 **1,279 Kg/m**



KOD-CODE *TEORİK AĞIRLIK*
THEORETICAL WEIGHT
EP-2680 **1,231 Kg/m**

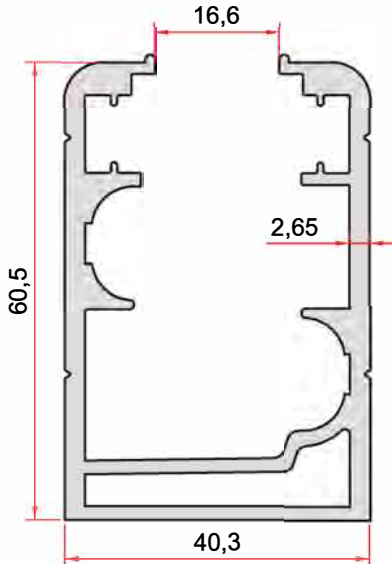


KOD-CODE *TEORİK AĞIRLIK*
THEORETICAL WEIGHT
EP-2255 **1,477 Kg/m**

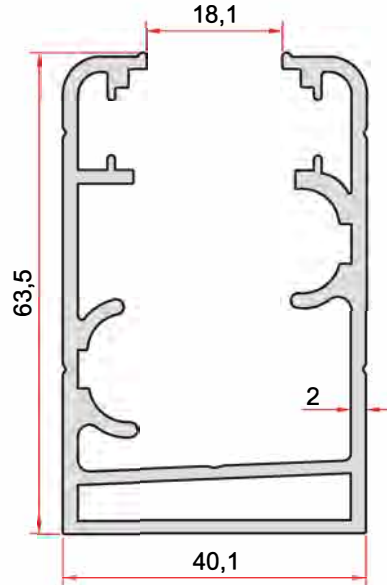


KOD-CODE *TEORİK AĞIRLIK*
THEORETICAL WEIGHT
EP-2293 **1,393 Kg/m**

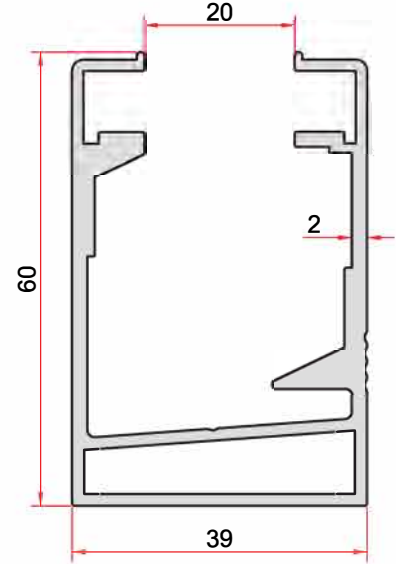
Cam Balkon Profilleri (Balcony Glazing Profiles)



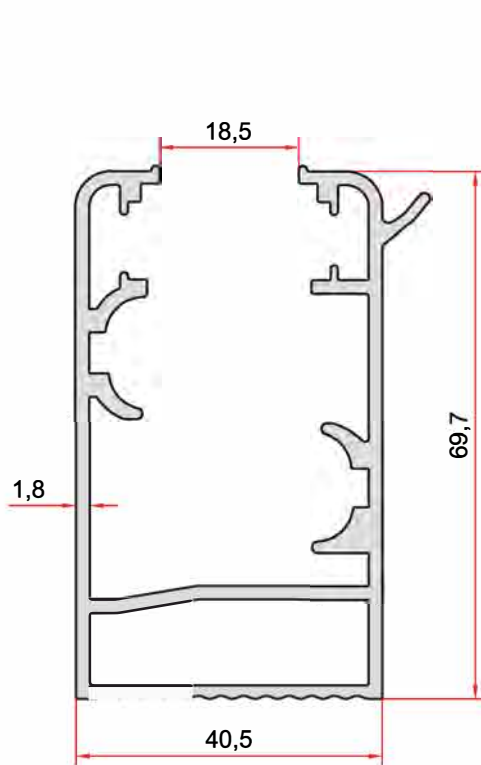
KOD-CODE *TEORİK AĞIRLIK*
THEORETICAL WEIGHT
EP-2263 1,569 Kg/m



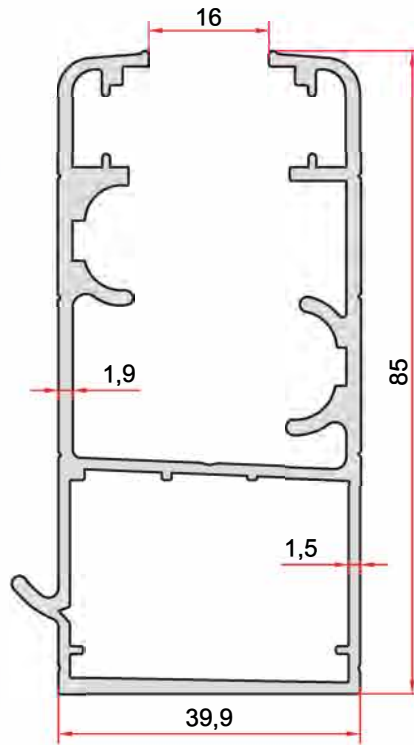
KOD-CODE *TEORİK AĞIRLIK*
THEORETICAL WEIGHT
EP-2260 1,396 Kg/m



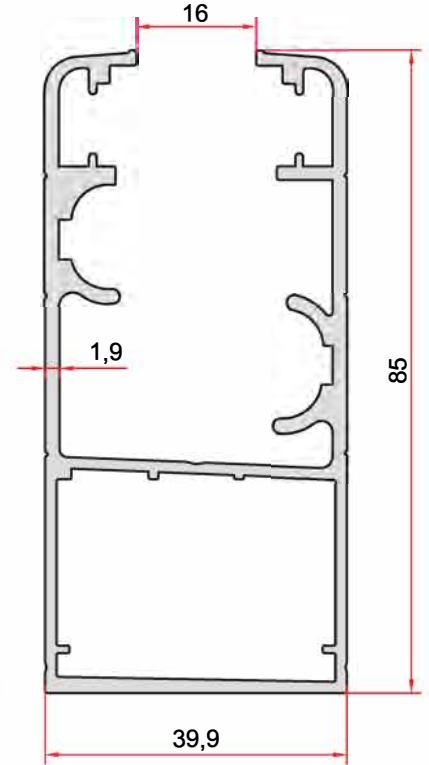
KOD-CODE *TEORİK AĞIRLIK*
THEORETICAL WEIGHT
EP-2295 1,242 Kg/m



KOD-CODE *TEORİK AĞIRLIK*
THEORETICAL WEIGHT
EP-2752 1,441 Kg/m



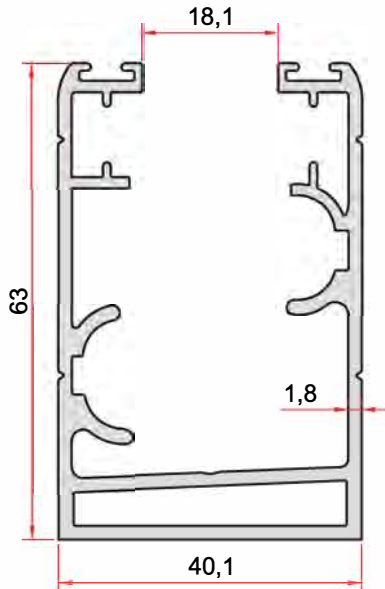
KOD-CODE *TEORİK AĞIRLIK*
THEORETICAL WEIGHT
EP-2729 1,585 Kg/m



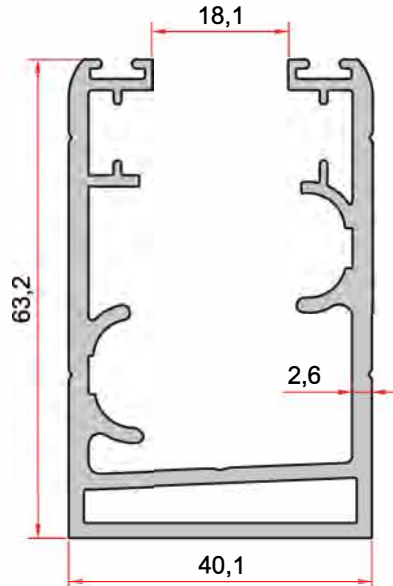
KOD-CODE *TEORİK AĞIRLIK*
THEORETICAL WEIGHT
EP-2730 1,547 Kg/m

Cam Balkon Profilleri

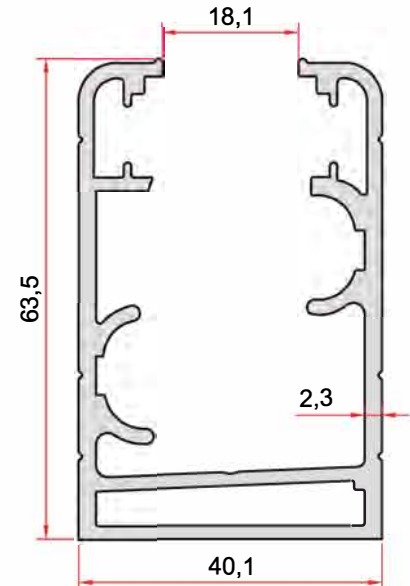
(Balcony Glazing Profiles)



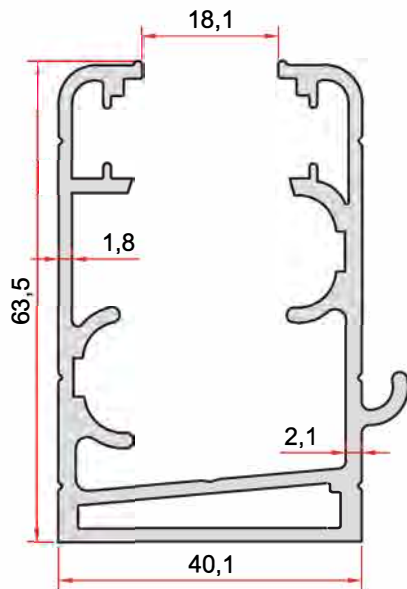
KOD-CODE TEORİK AĞIRLIK
THEORETICAL WEIGHT
EP-2371 1,328 Kg/m



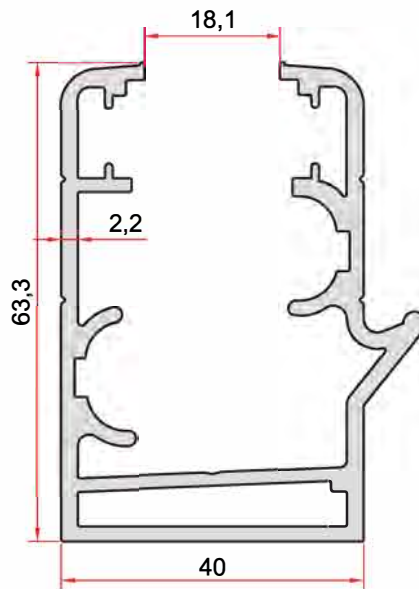
KOD-CODE TEORİK AĞIRLIK
THEORETICAL WEIGHT
EP-2448 1,563 Kg/m



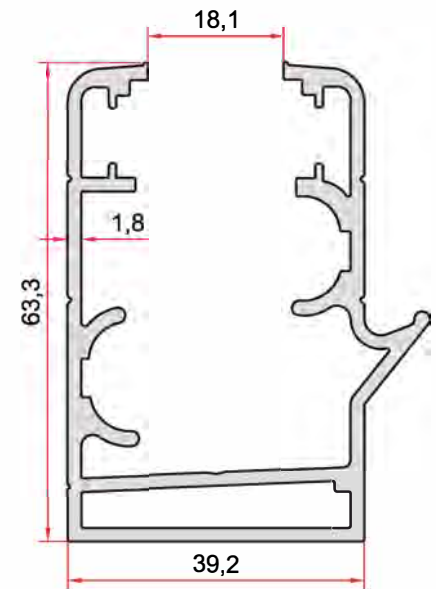
KOD-CODE TEORİK AĞIRLIK
THEORETICAL WEIGHT
EP-2393 1,477 Kg/m



KOD-CODE TEORİK AĞIRLIK
THEORETICAL WEIGHT
EP-2268 1,477 Kg/m

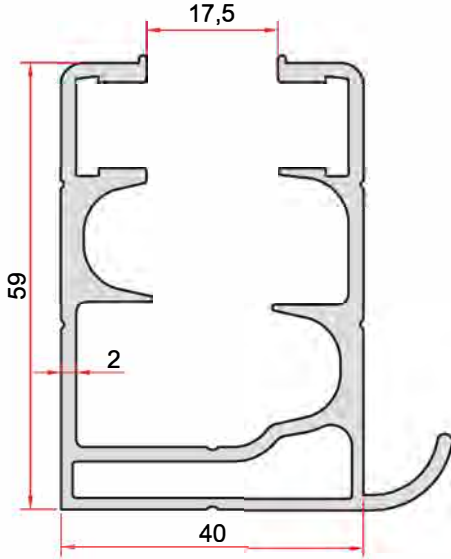


KOD-CODE TEORİK AĞIRLIK
THEORETICAL WEIGHT
EP-2272 1,545 Kg/m

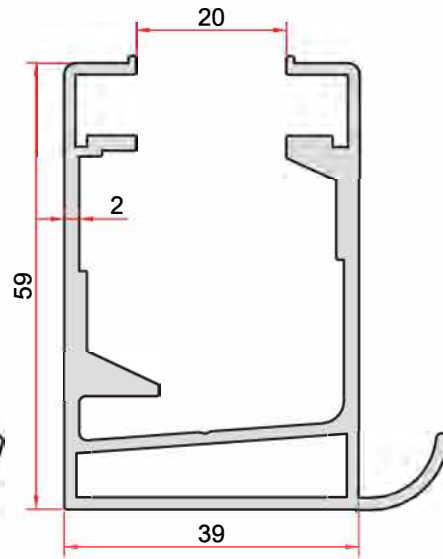


KOD-CODE TEORİK AĞIRLIK
THEORETICAL WEIGHT
EP-2653 1,393 Kg/m

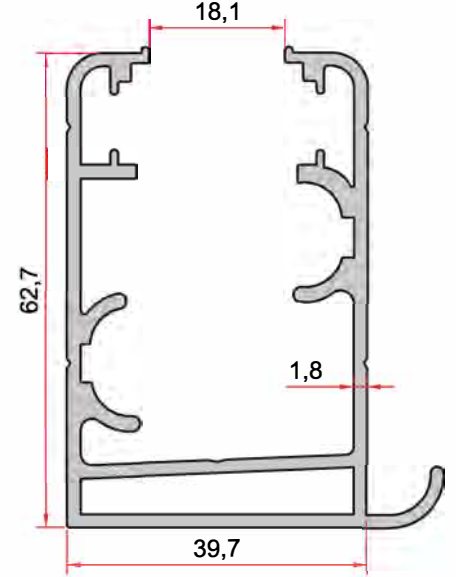
Cam Balkon Profilleri (Balcony Glazing Profiles)



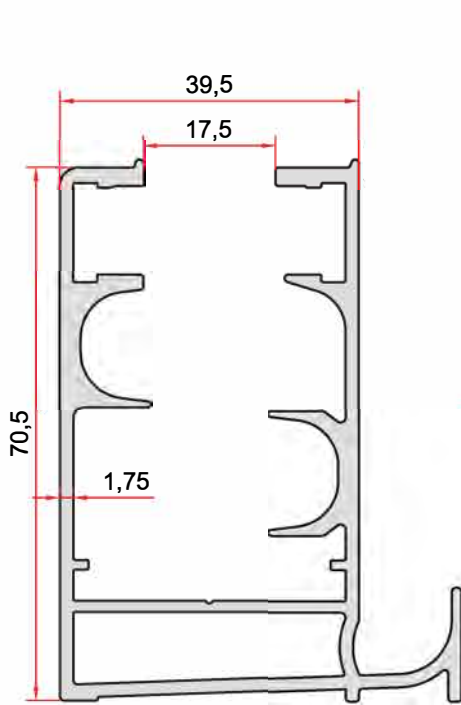
KOD-CODE TEORİK AĞIRLIK
THEORETICAL WEIGHT
EP-2372 1,458 Kg/m



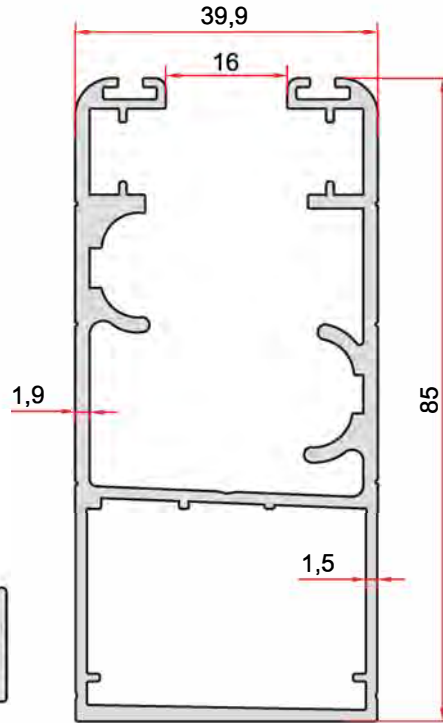
KOD-CODE TEORİK AĞIRLIK
THEORETICAL WEIGHT
EP-2373 1,334 Kg/m



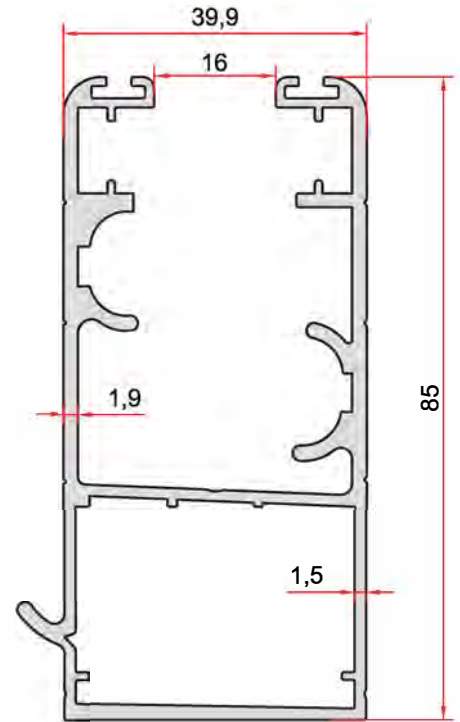
KOD-CODE TEORİK AĞIRLIK
THEORETICAL WEIGHT
EP-2450 1,378 Kg/m



KOD-CODE TEORİK AĞIRLIK
THEORETICAL WEIGHT
EP-2662 1,574 Kg/m



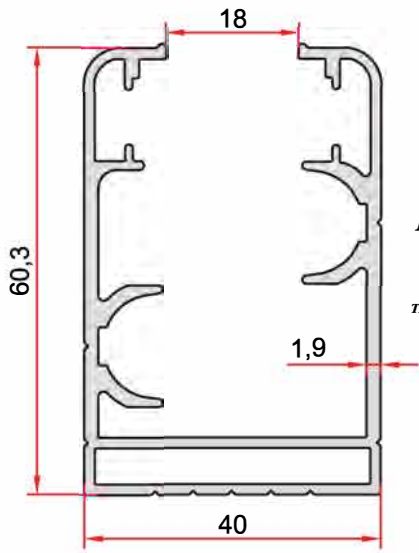
KOD-CODE TEORİK AĞIRLIK
THEORETICAL WEIGHT
EP-2727 1,558 Kg/m



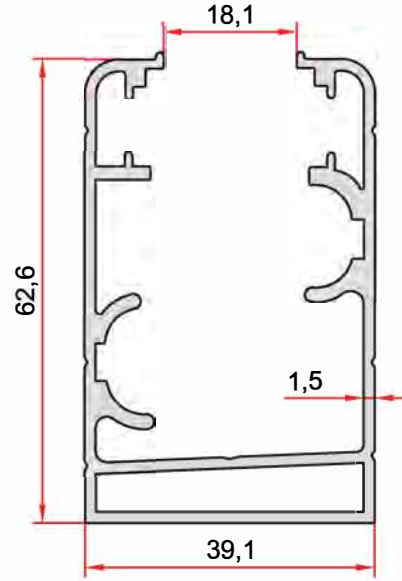
KOD-CODE TEORİK AĞIRLIK
THEORETICAL WEIGHT
EP-2728 1,596 Kg/m

Cam Balkon Profilleri

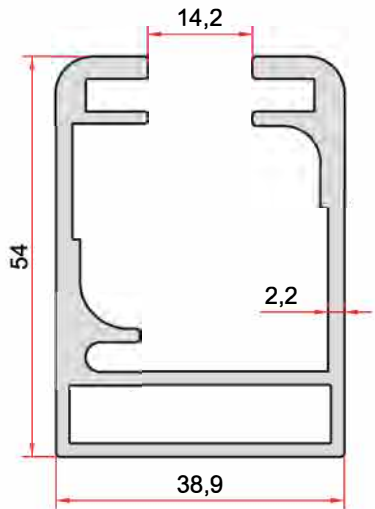
(Balcony Glazing Profiles)



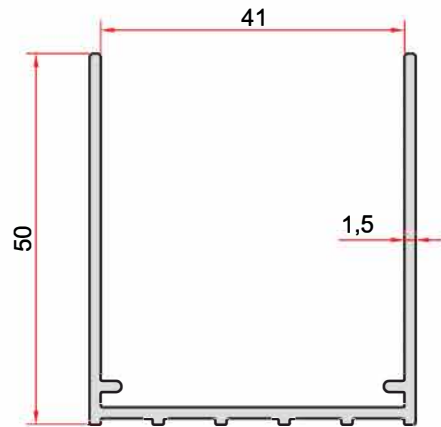
KOD-CODE
EP-2762
TEORİK AĞIRLIK
THEORETICAL WEIGHT
1,163 Kg/m



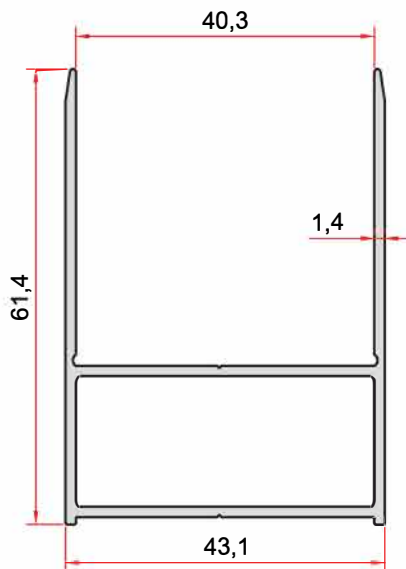
KOD-CODE
EP-2621
TEORİK AĞIRLIK
THEORETICAL WEIGHT
1,169 Kg/m



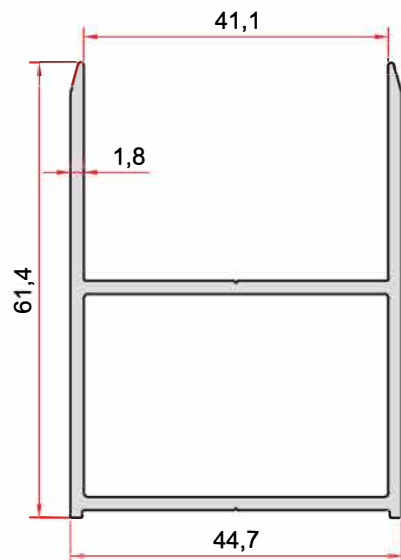
KOD-CODE
EP-2270
TEORİK AĞIRLIK
THEORETICAL WEIGHT
1,404 Kg/m



KOD-CODE
EP-2636
TEORİK AĞIRLIK
THEORETICAL WEIGHT
0,605 Kg/m

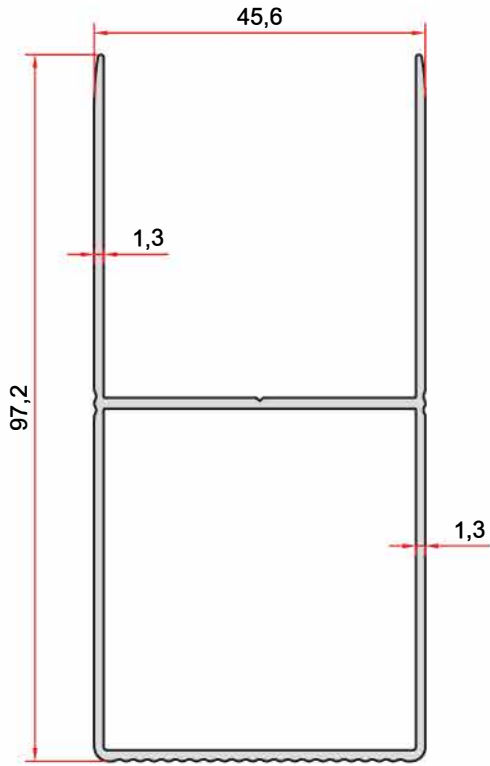


KOD-CODE
EP-2267
TEORİK AĞIRLIK
THEORETICAL WEIGHT
0,759 Kg/m

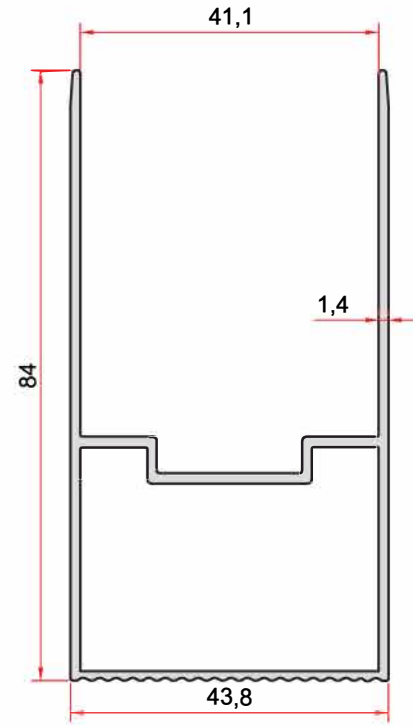


KOD-CODE
EP-2253
TEORİK AĞIRLIK
THEORETICAL WEIGHT
0,983 Kg/m

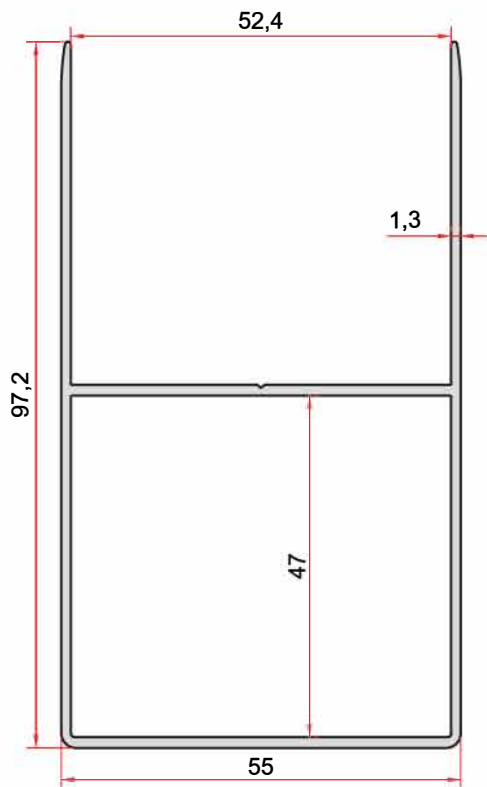
Cam Balkon Profilleri (Balcony Glazing Profiles)



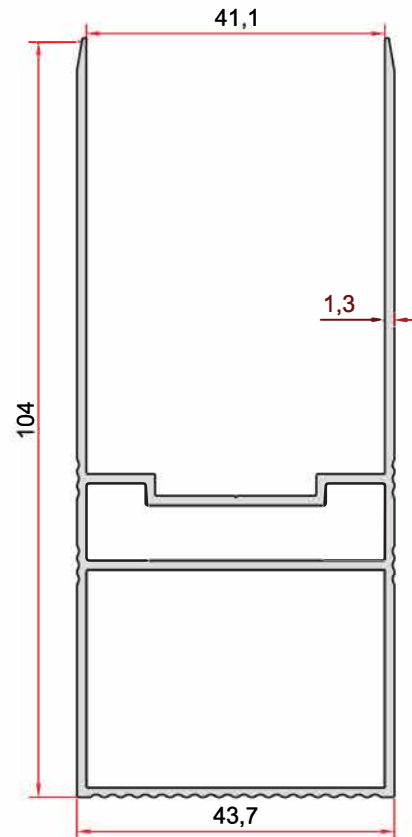
KOD-CODE TEORİK AĞIRLIK
THEORETICAL WEIGHT
EP-2666 1,002 Kg/m



KOD-CODE TEORİK AĞIRLIK
THEORETICAL WEIGHT
EP-2274 0,929 Kg/m



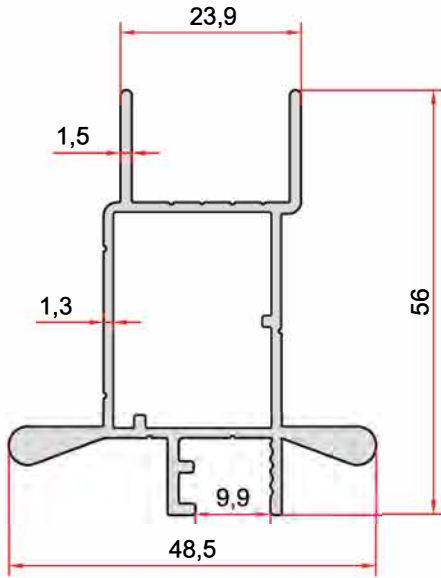
KOD-CODE TEORİK AĞIRLIK
THEORETICAL WEIGHT
EP-2630 1,096 Kg/m



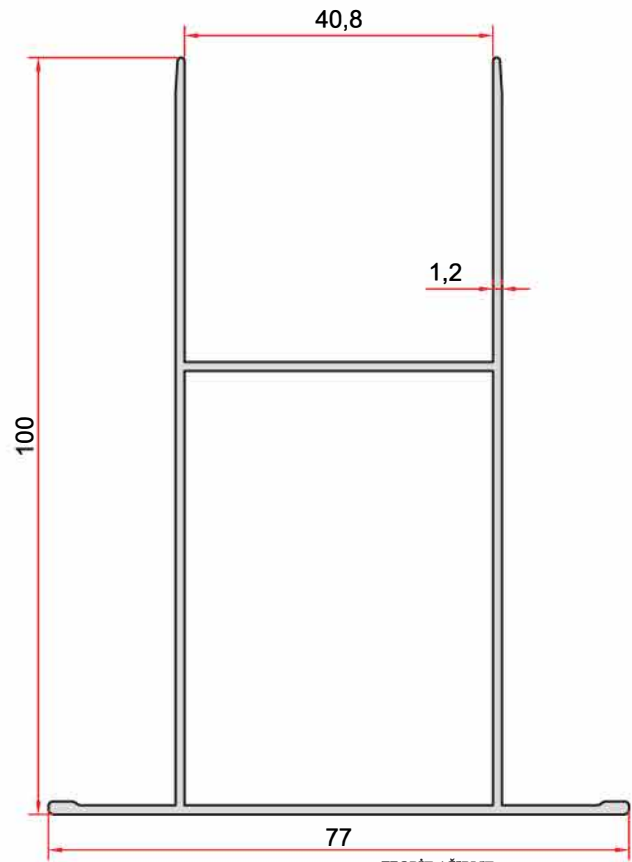
KOD-CODE TEORİK AĞIRLIK
THEORETICAL WEIGHT
EP-2663 1,150 Kg/m

Cam Balkon Profilleri

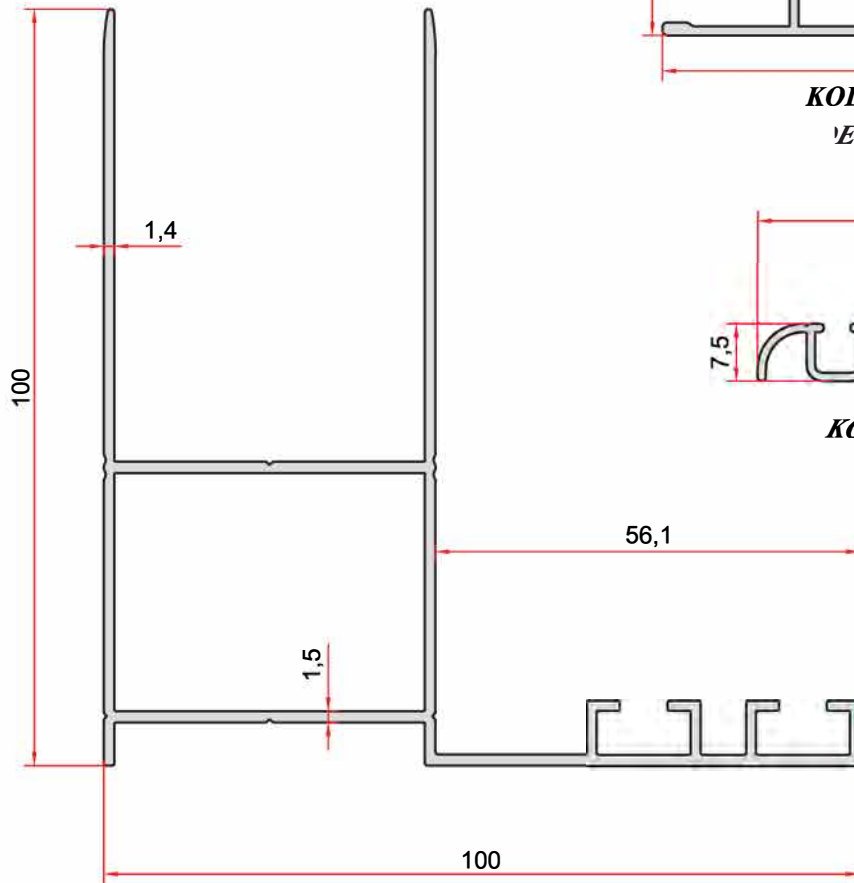
(Balcony Glazing Profiles)



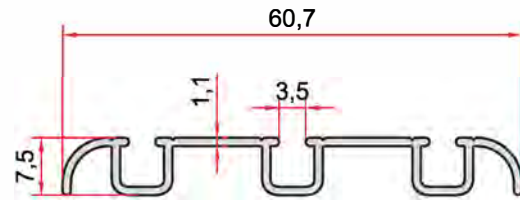
KOD-CODE *TEORİK AĞIRLIK*
THEORETICAL WEIGHT
EP-2724 0,829 Kg/m



KOD-CODE *TEORİK AĞIRLIK*
THEORETICAL WEIGHT
EP-2618 1,026 Kg/m



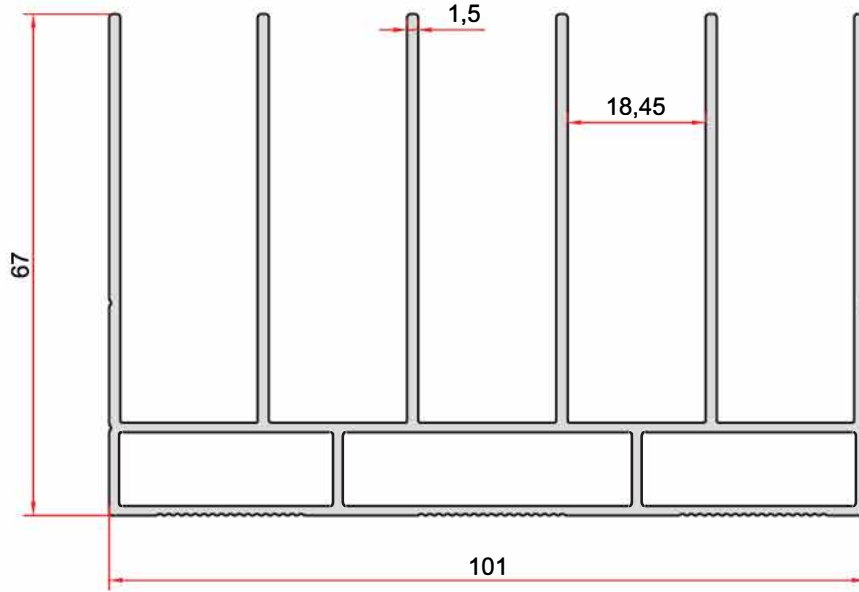
KOD-CODE *TEORİK AĞIRLIK*
THEORETICAL WEIGHT
EP-2736 1,447 Kg/m



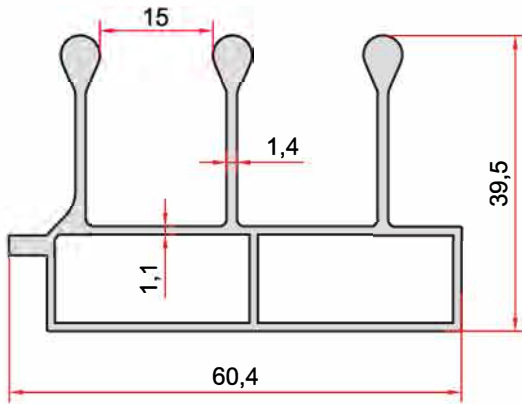
KOD-CODE *TEORİK AĞIRLIK*
THEORETICAL WEIGHT
EP-2697 0,324 Kg/m

Cam Balkon Profilleri

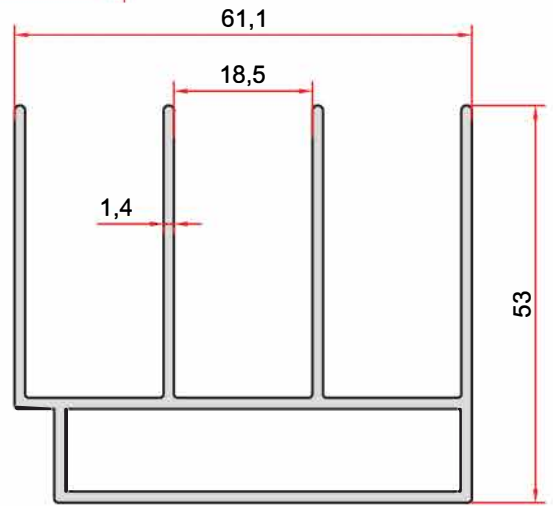
(Balcony Glazing Profiles)



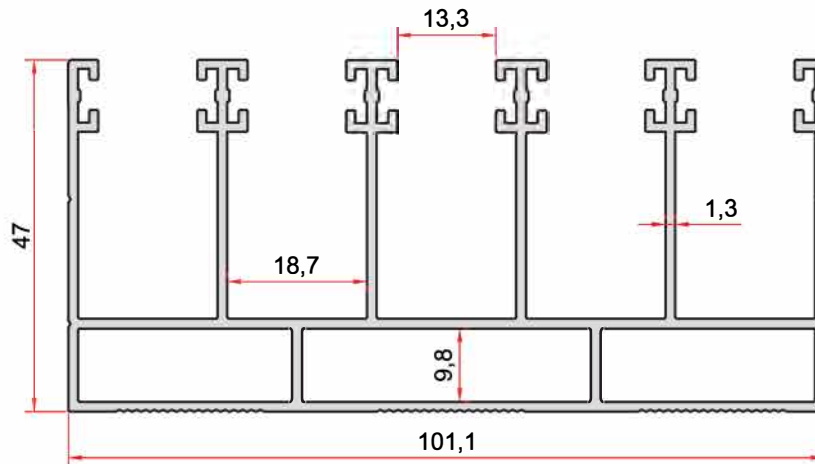
KOD-CODE **TEORİK AĞIRLIK**
EP-2734 **THEORETICAL WEIGHT**
 2,152 Kg/m



KOD-CODE **TEORİK AĞIRLIK**
EP-2698 **THEORETICAL WEIGHT**
 0,910 Kg/m

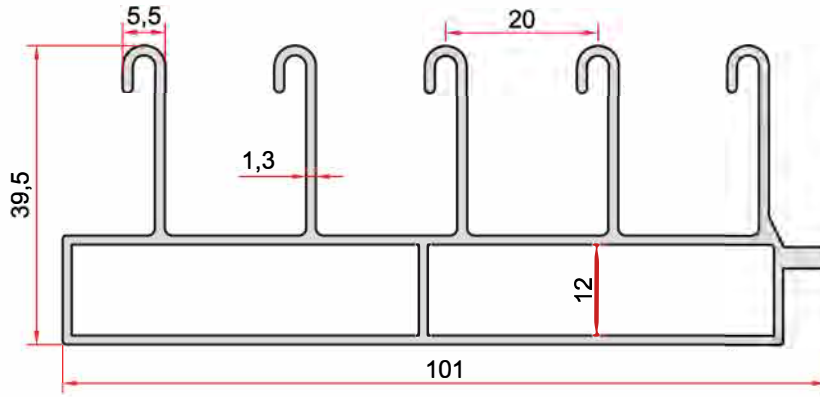


KOD-CODE **TEORİK AĞIRLIK**
EP-2699 **THEORETICAL WEIGHT**
 1,150 Kg/m

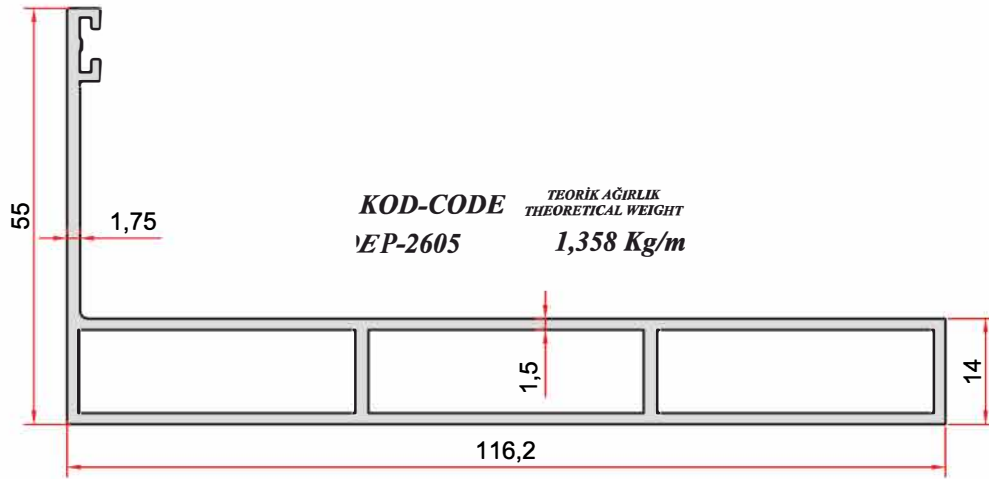


KOD-CODE **TEORİK AĞIRLIK**
EP-2617 **THEORETICAL WEIGHT**
 1,847 Kg/m

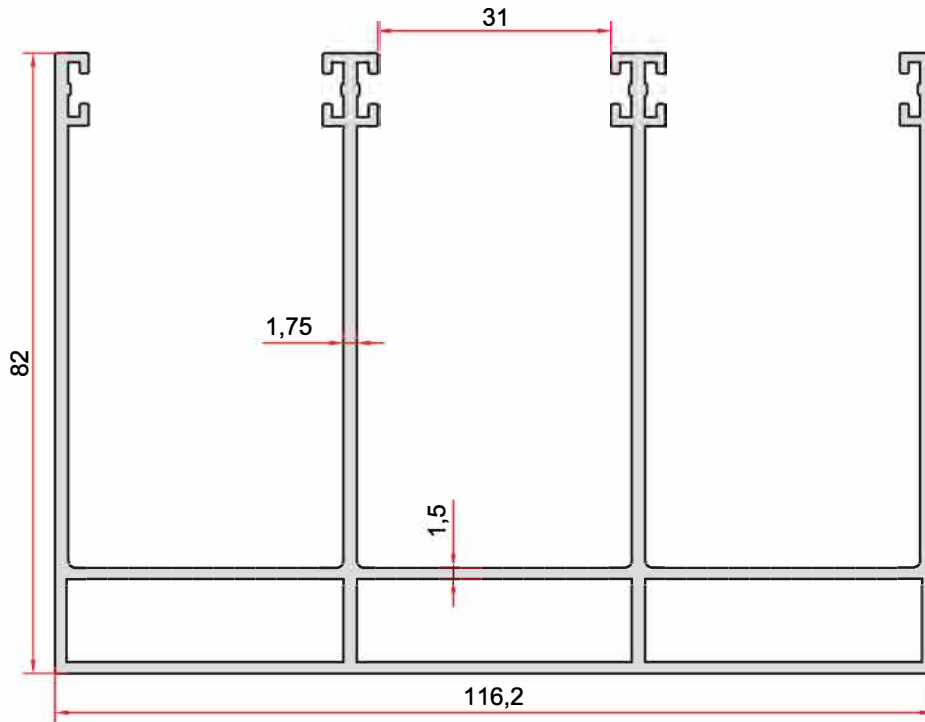
Cam Balkon Profilleri (Balcony Glazing Profiles)



KOD-CODE TEORİK AĞIRLIK
EP-2623 THEORETICAL WEIGHT
1,350 Kg/m

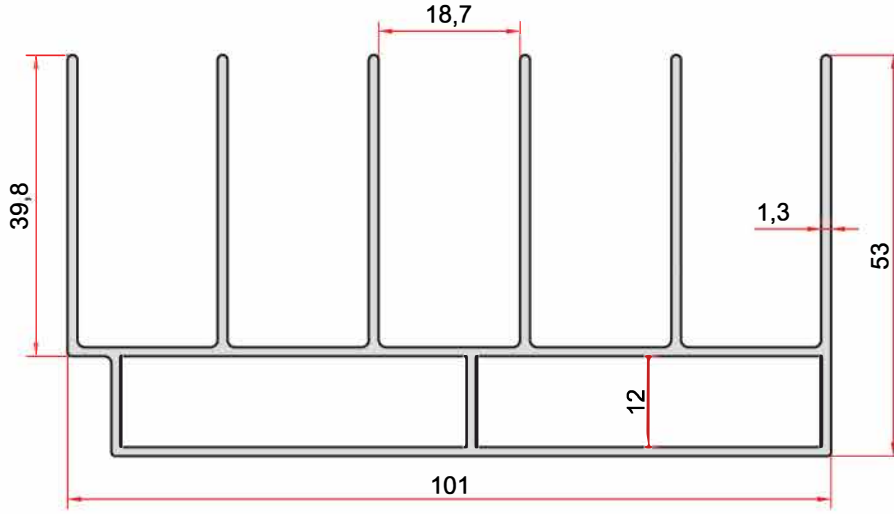


KOD-CODE TEORİK AĞIRLIK
EP-2605 THEORETICAL WEIGHT
1,358 Kg/m

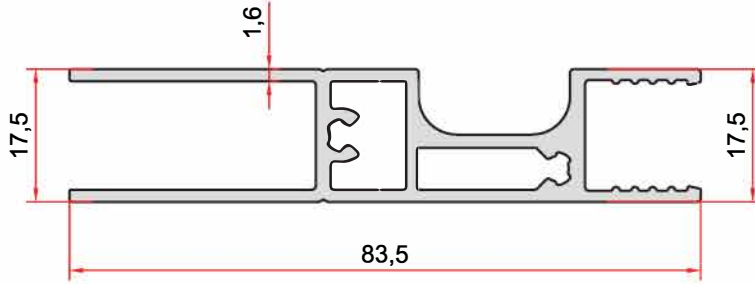


KOD-CODE TEORİK AĞIRLIK
EP-2604 THEORETICAL WEIGHT
2,595 Kg/m

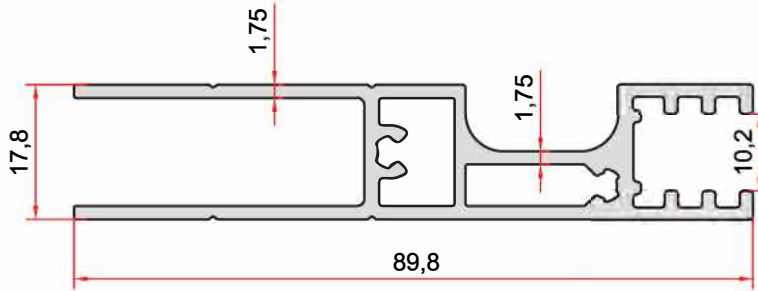
Cam Balkon Profilleri (Balcony Glazing Profiles)



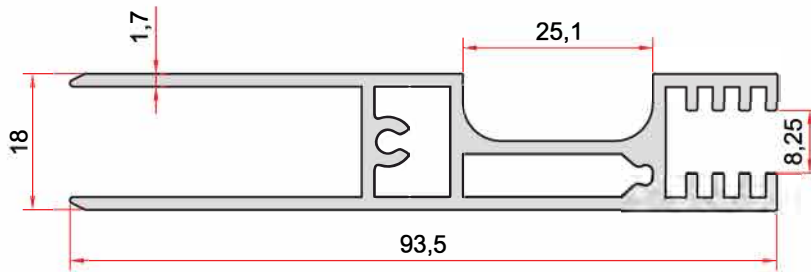
KOD-CODE **TEORİK AĞIRLIK**
EP-2622 **THEORETICAL WEIGHT**
1,568 Kg/m



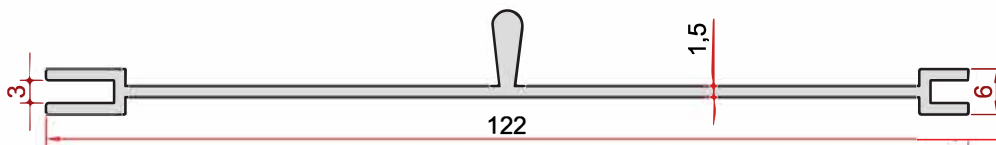
KOD-CODE **TEORİK AĞIRLIK**
EP-2735 **THEORETICAL WEIGHT**
1,028 Kg/m



KOD-CODE **TEORİK AĞIRLIK**
EP-2719 **THEORETICAL WEIGHT**
1,196 Kg/m



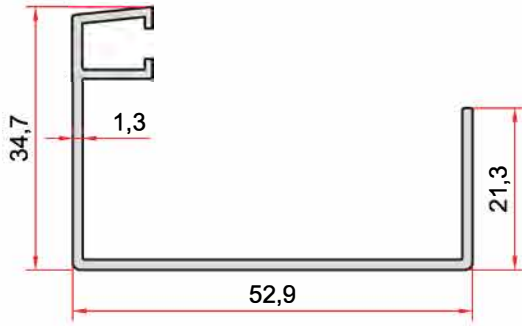
KOD-CODE **TEORİK AĞIRLIK**
EP-2624 **THEORETICAL WEIGHT**
1,255 Kg/m




KOD-CODE **TEORİK AĞIRLIK**
EP-2601 **THEORETICAL WEIGHT**
0,669 Kg/m

Cam Balkon Profilleri

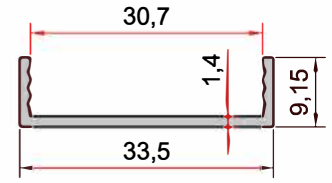
(Balcony Glazing Profiles)



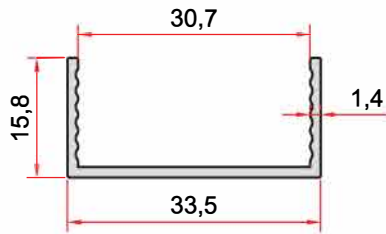
KOD-CODE TEORİK AĞIRLIK
THEORETICAL WEIGHT
✓EP-2252 0,451 Kg/m



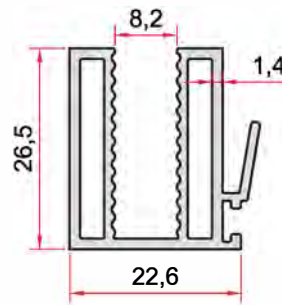
KOD-CODE TEORİK AĞIRLIK
THEORETICAL WEIGHT
✓EP-2297 0,265 Kg/m



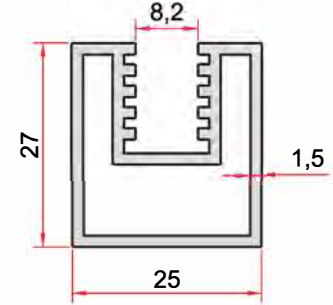
KOD-CODE TEORİK AĞIRLIK
THEORETICAL WEIGHT
✓EP-2449 0,181 Kg/m



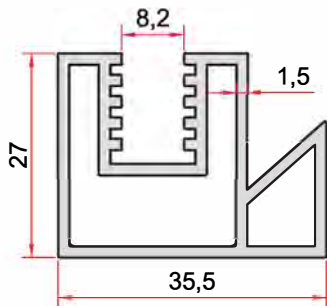
KOD-CODE TEORİK AĞIRLIK
THEORETICAL WEIGHT
✓EP-2627 0,224 Kg/m



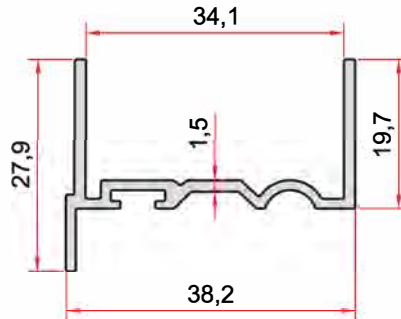
KOD-CODE TEORİK AĞIRLIK
THEORETICAL WEIGHT
✓EP-2388 0,507 Kg/m



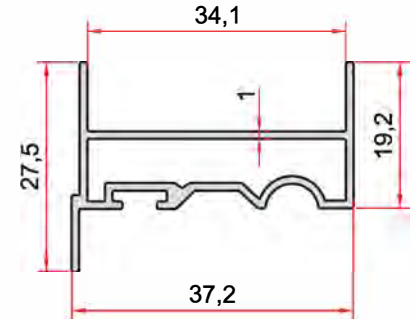
KOD-CODE TEORİK AĞIRLIK
THEORETICAL WEIGHT
✓EP-2602 0,575 Kg/m



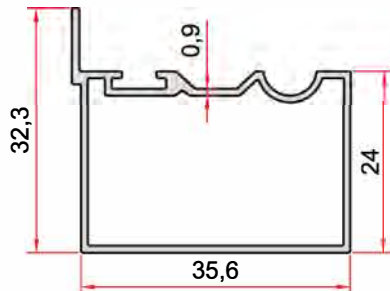
KOD-CODE TEORİK AĞIRLIK
THEORETICAL WEIGHT
✓EP-2603 0,732 Kg/m



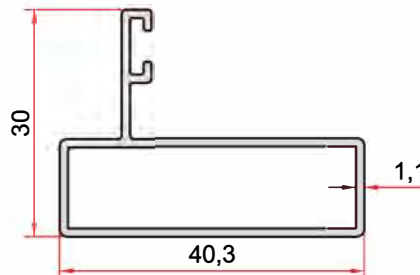
KOD-CODE TEORİK AĞIRLIK
THEORETICAL WEIGHT
✓EP-2626 0,356 Kg/m



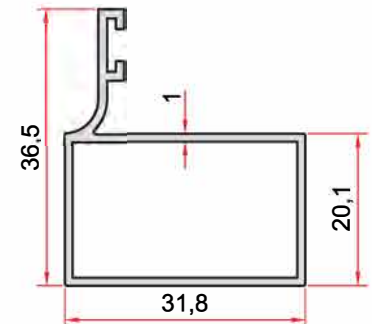
KOD-CODE TEORİK AĞIRLIK
THEORETICAL WEIGHT
✓EP-2299 0,354 Kg/m



KOD-CODE TEORİK AĞIRLIK
THEORETICAL WEIGHT
✓EP-2300 0,343 Kg/m

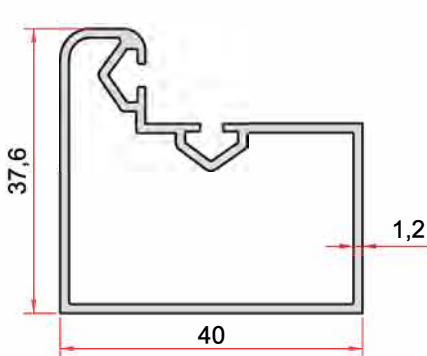


KOD-CODE TEORİK AĞIRLIK
THEORETICAL WEIGHT
✓EP-2256 0,378 Kg/m

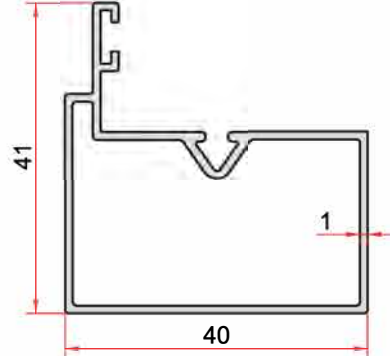


KOD-CODE TEORİK AĞIRLIK
THEORETICAL WEIGHT
✓EP-2262 0,359 Kg/m

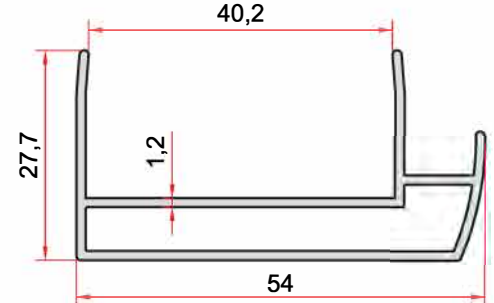
Cam Balkon Profilleri (Balcony Glazing Profiles)



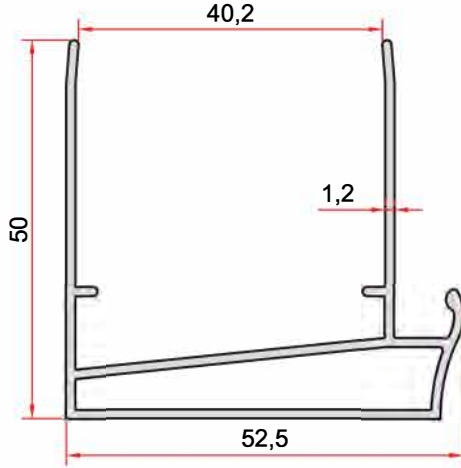
KOD-CODE *TEORİK AĞIRLIK*
THEORETICAL WEIGHT
EP-2294 0,540 Kg/m



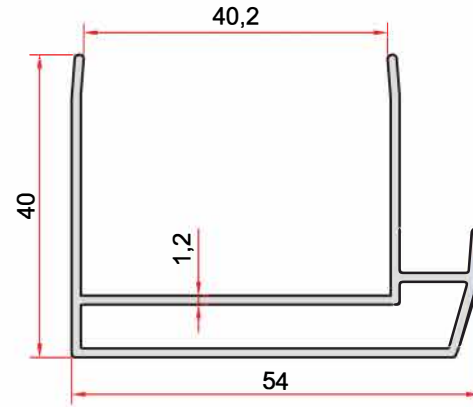
KOD-CODE *TEORİK AĞIRLIK*
THEORETICAL WEIGHT
EP-2296 0,448 Kg/m



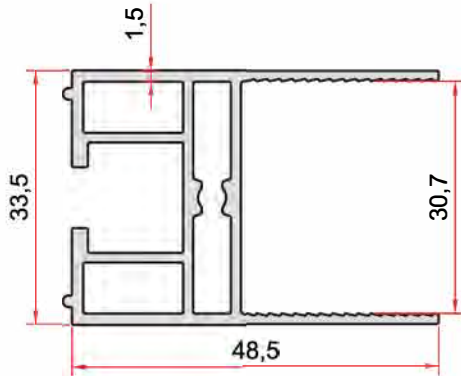
KOD-CODE *TEORİK AĞIRLIK*
THEORETICAL WEIGHT
EP-2392 0,532 Kg/m



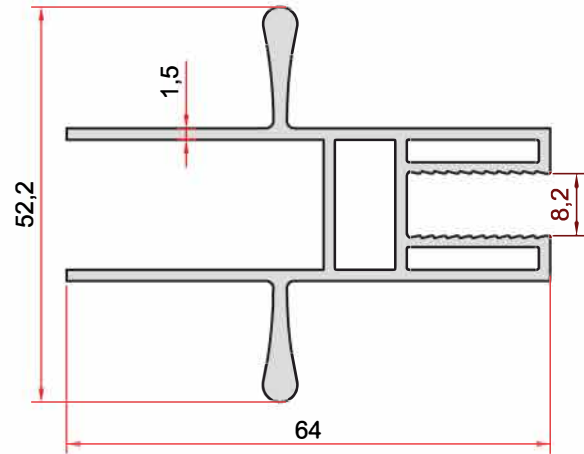
KOD-CODE *TEORİK AĞIRLIK*
THEORETICAL WEIGHT
EP-2664 0,680 Kg/m



KOD-CODE *TEORİK AĞIRLIK*
THEORETICAL WEIGHT
EP-2619 0,610 Kg/m



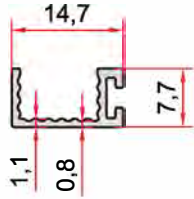
KOD-CODE *TEORİK AĞIRLIK*
THEORETICAL WEIGHT
EP-2370 0,802 Kg/m



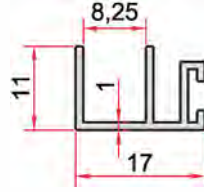
KOD-CODE *TEORİK AĞIRLIK*
THEORETICAL WEIGHT
EP-2389 1,064 Kg/m

Cam Balkon Profilleri

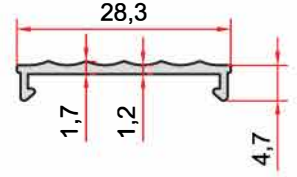
(Balcony Glazing Profiles)



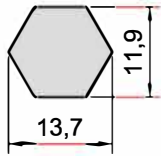
KOD-CODE TEORİK AĞIRLIK
THEORETICAL WEIGHT
EP-2720 0,092 Kg/m



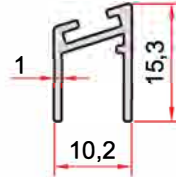
KOD-CODE TEORİK AĞIRLIK
THEORETICAL WEIGHT
EP-2625 0,135 Kg/m



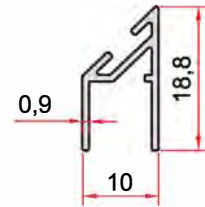
KOD-CODE TEORİK AĞIRLIK
THEORETICAL WEIGHT
EP-2696 0,125 Kg/m



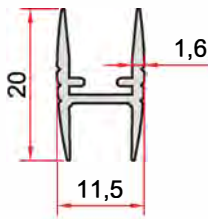
KOD-CODE TEORİK AĞIRLIK
THEORETICAL WEIGHT
EP-2273 0,332 Kg/m



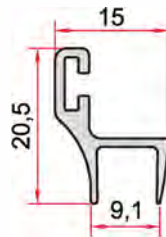
KOD-CODE TEORİK AĞIRLIK
THEORETICAL WEIGHT
EP-2391 0,116 Kg/m



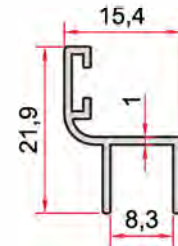
KOD-CODE TEORİK AĞIRLIK
THEORETICAL WEIGHT
EP-2264 0,113 Kg/m



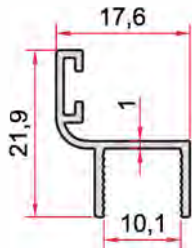
KOD-CODE TEORİK AĞIRLIK
THEORETICAL WEIGHT
EP-2258 0,162 Kg/m



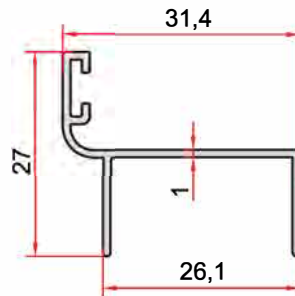
KOD-CODE TEORİK AĞIRLIK
THEORETICAL WEIGHT
EP-2259 0,167 Kg/m



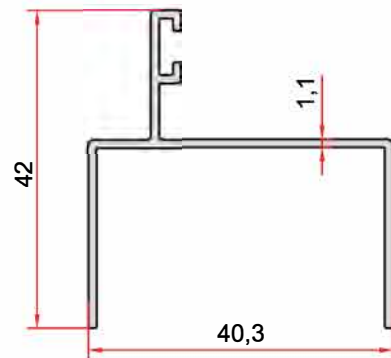
KOD-CODE TEORİK AĞIRLIK
THEORETICAL WEIGHT
EP-2266 0,140 Kg/m



KOD-CODE TEORİK AĞIRLIK
THEORETICAL WEIGHT
EP-2377 0,151 Kg/m

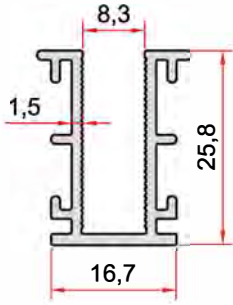


KOD-CODE TEORİK AĞIRLIK
THEORETICAL WEIGHT
EP-2757 0,208 Kg/m

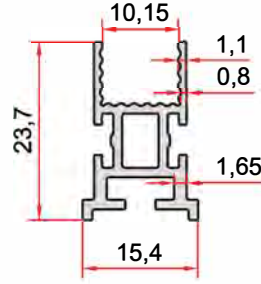


KOD-CODE TEORİK AĞIRLIK
THEORETICAL WEIGHT
EP-2667 0,337 Kg/m

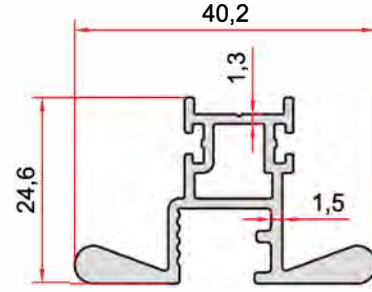
Cam Balkon Profilleri (Balcony Glazing Profiles)



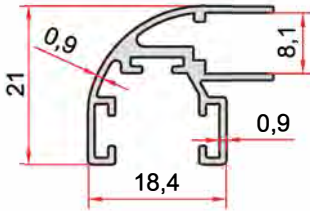
KOD-CODE TEORİK AĞIRLIK
EP-2390 0,345 Kg/m
THEORETICAL WEIGHT



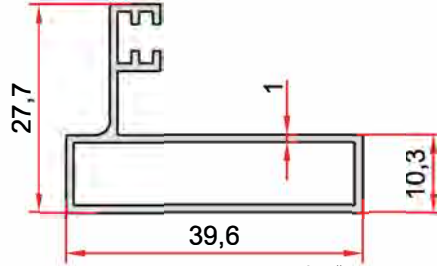
KOD-CODE TEORİK AĞIRLIK
EP-2722 0,267 Kg/m
THEORETICAL WEIGHT



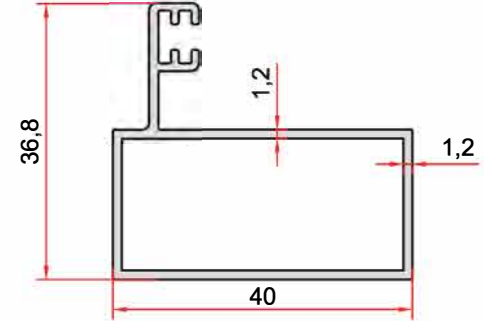
KOD-CODE TEORİK AĞIRLIK
EP-2723 0,545 Kg/m
THEORETICAL WEIGHT



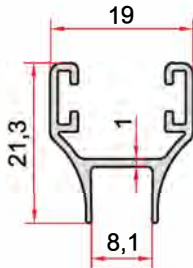
KOD-CODE TEORİK AĞIRLIK
EP-2265 0,265 Kg/m
THEORETICAL WEIGHT



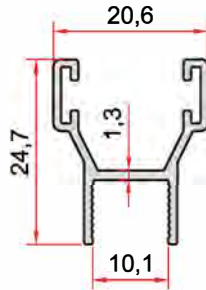
KOD-CODE TEORİK AĞIRLIK
EP-2763 0,356 Kg/m
THEORETICAL WEIGHT



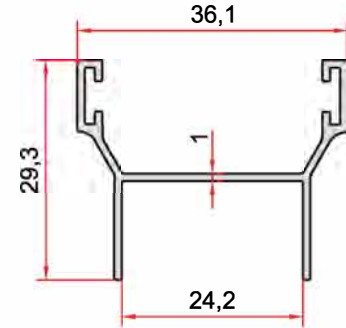
KOD-CODE TEORİK AĞIRLIK
EP-2726 0,472 Kg/m
THEORETICAL WEIGHT



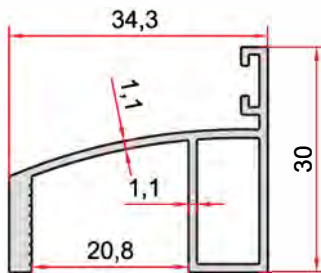
KOD-CODE TEORİK AĞIRLIK
EP-1429 0,197 Kg/m
THEORETICAL WEIGHT



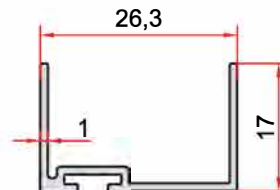
KOD-CODE TEORİK AĞIRLIK
EP-2376 0,224 Kg/m
THEORETICAL WEIGHT



KOD-CODE TEORİK AĞIRLIK
EP-2759 0,272 Kg/m
THEORETICAL WEIGHT



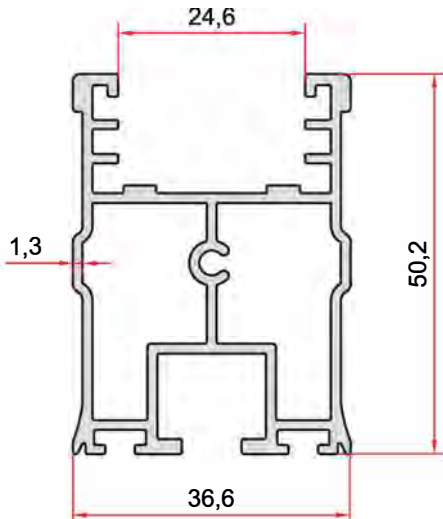
KOD-CODE TEORİK AĞIRLIK
EP-2750 0,383 Kg/m
THEORETICAL WEIGHT



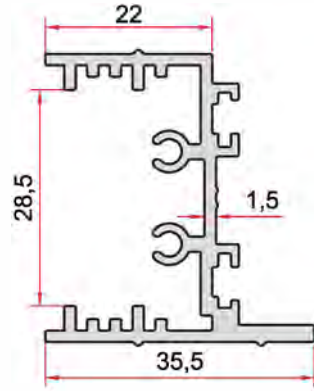
KOD-CODE TEORİK AĞIRLIK
EP-2758 0,180 Kg/m
THEORETICAL WEIGHT

Cam Balkon Profilleri

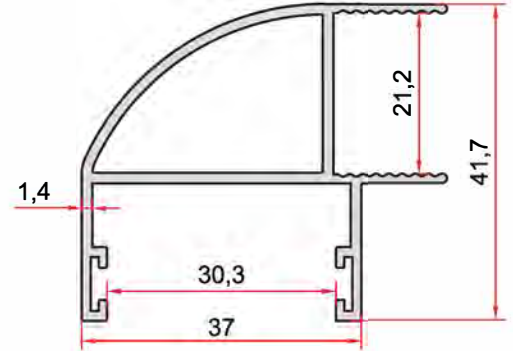
(Balcony Glazing Profiles)



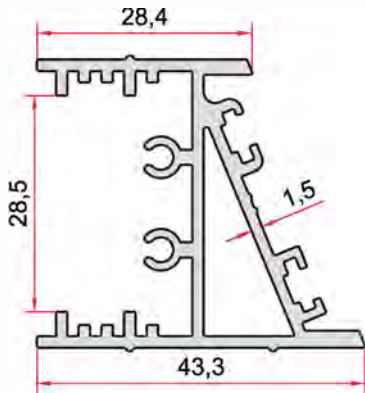
KOD-CODE *TEORİK AĞIRLIK*
THEORETICAL WEIGHT
EP-2751 0,980 Kg/m



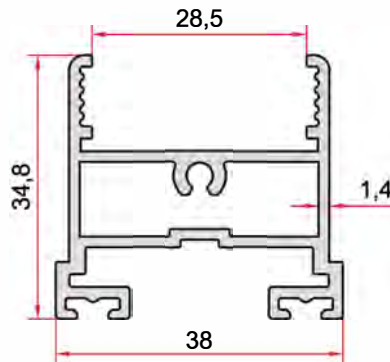
KOD-CODE *TEORİK AĞIRLIK*
THEORETICAL WEIGHT
EP-2632 0,656 Kg/m



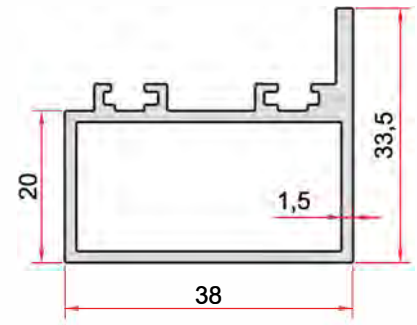
KOD-CODE *TEORİK AĞIRLIK*
THEORETICAL WEIGHT
EP-2668 0,621 Kg/m



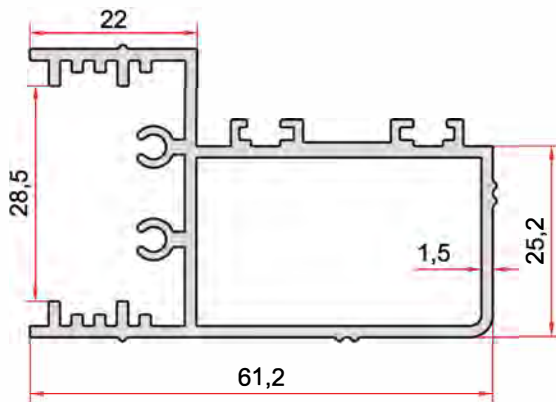
KOD-CODE *TEORİK AĞIRLIK*
THEORETICAL WEIGHT
EP-2633 0,843 Kg/m



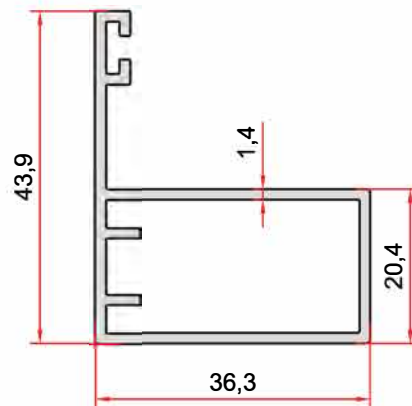
KOD-CODE *TEORİK AĞIRLIK*
THEORETICAL WEIGHT
EP-2634 0,726 Kg/m



KOD-CODE *TEORİK AĞIRLIK*
THEORETICAL WEIGHT
EP-2635 0,613 Kg/m



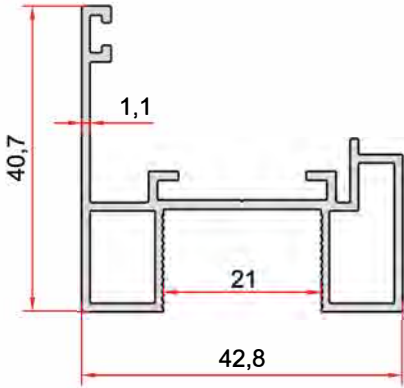
KOD-CODE *TEORİK AĞIRLIK*
THEORETICAL WEIGHT
EP-2631 0,726 Kg/m



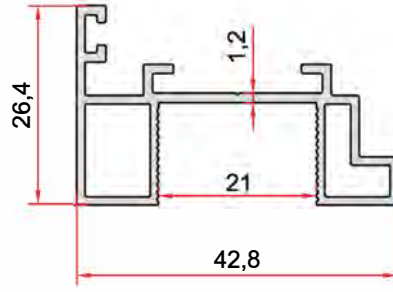
KOD-CODE *TEORİK AĞIRLIK*
THEORETICAL WEIGHT
EP-2756 0,564 Kg/m

Cam Balkon Profilleri

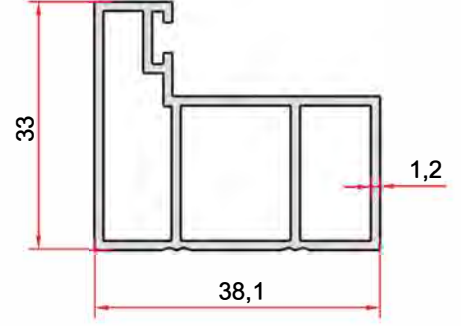
(Balcony Glazing Profiles)



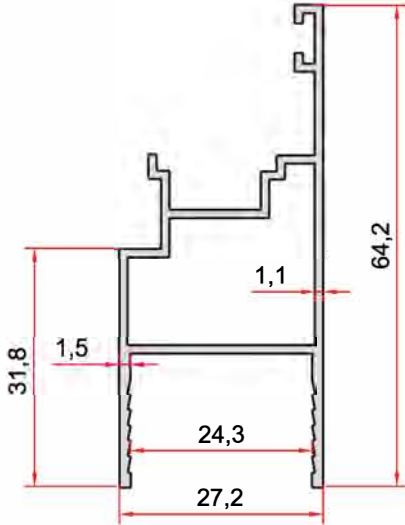
KOD-CODE *TEORİK AĞIRLIK*
EP-2732 *THEORETICAL WEIGHT*
0,529 Kg/m



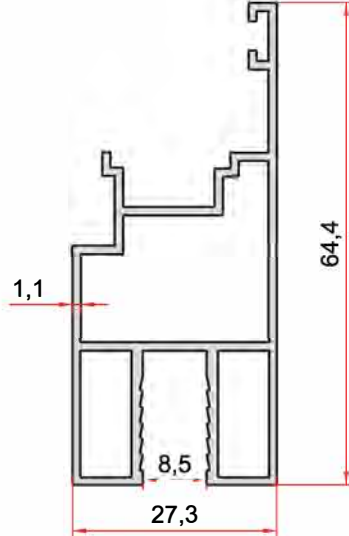
KOD-CODE *TEORİK AĞIRLIK*
EP-2733 *THEORETICAL WEIGHT*
0,443 Kg/m



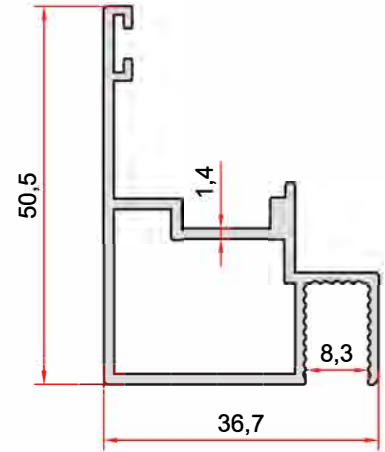
KOD-CODE *TEORİK AĞIRLIK*
EP-2731 *THEORETICAL WEIGHT*
0,578 Kg/m



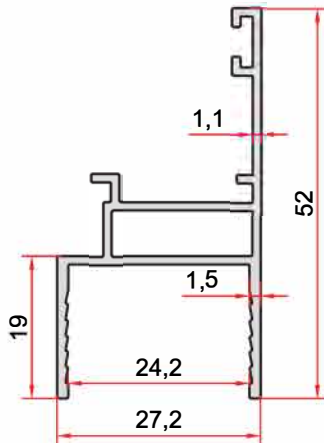
KOD-CODE *TEORİK AĞIRLIK*
EP-2754 *THEORETICAL WEIGHT*
0,545 Kg/m



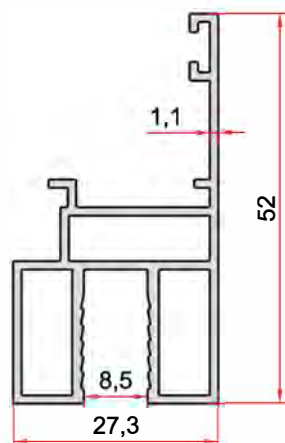
KOD-CODE *TEORİK AĞIRLIK*
EP-7042 *THEORETICAL WEIGHT*
0,696 Kg/m



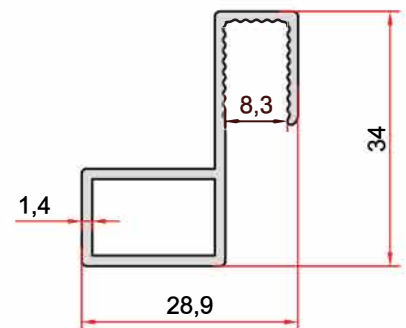
KOD-CODE *TEORİK AĞIRLIK*
EP-2681 *THEORETICAL WEIGHT*
0,610 Kg/m



KOD-CODE *TEORİK AĞIRLIK*
EP-2755 *THEORETICAL WEIGHT*
0,434 Kg/m

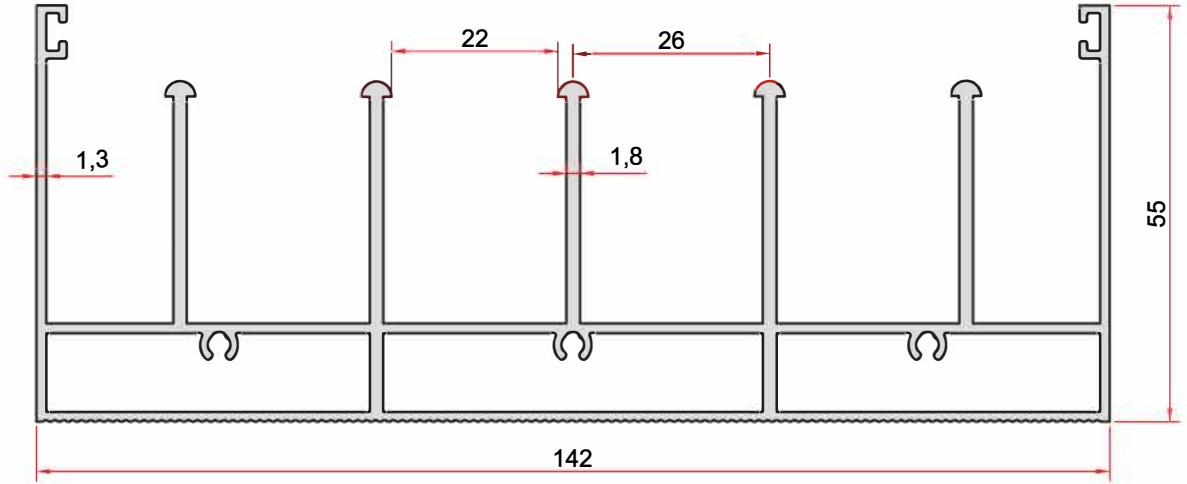


KOD-CODE *TEORİK AĞIRLIK*
EP-7043 *THEORETICAL WEIGHT*
0,583 Kg/m

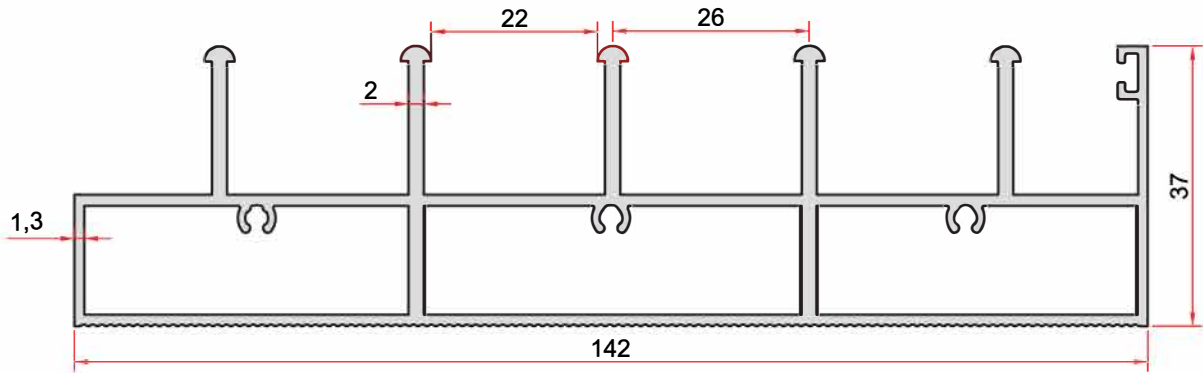


KOD-CODE *TEORİK AĞIRLIK*
EP-2682 *THEORETICAL WEIGHT*
0,375 Kg/m

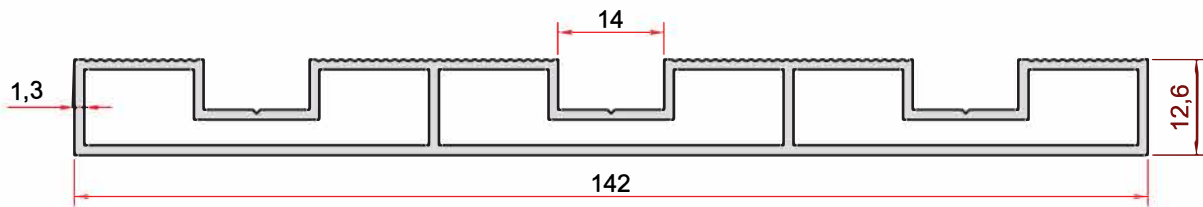
Cam Balkon Isıcam Sürme Profilleri (Double Glazing Sliding Balcony Profiles)



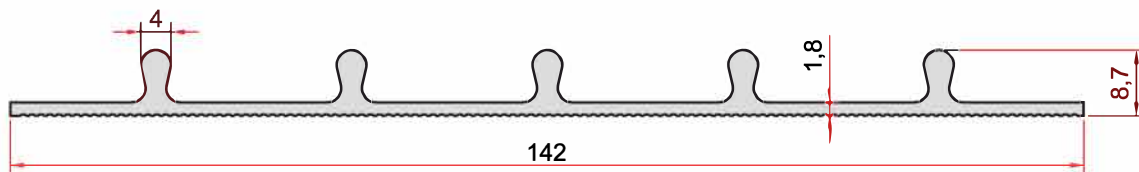
KOD-CODE TEORİK AĞIRLIK
EP-2381 THEORETICAL WEIGHT
2,349 Kg/m



KOD-CODE TEORİK AĞIRLIK
EP-2382 THEORETICAL WEIGHT
2,084 Kg/m

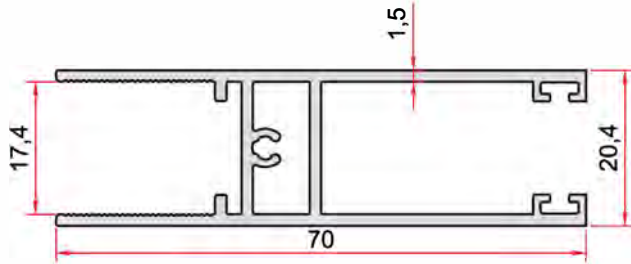


KOD-CODE TEORİK AĞIRLIK
EP-2383 THEORETICAL WEIGHT
1,247 Kg/m

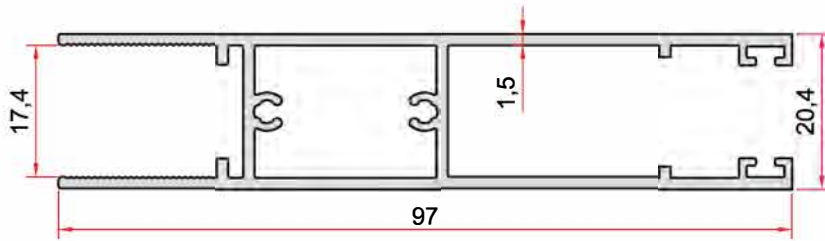


KOD-CODE TEORİK AĞIRLIK
EP-2384 THEORETICAL WEIGHT
0,955 Kg/m

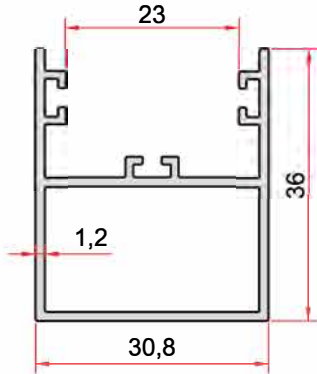
Cam Balkon Isıcam Sürme Profilleri (Double Glazing Sliding Balcony Profiles)



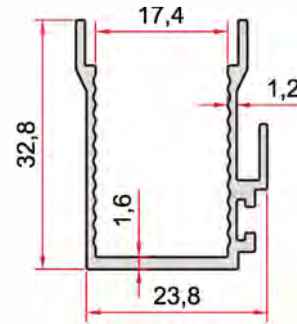
KOD-CODE TEORİK AĞIRLIK
EP-2379 **0,783 Kg/m**
THEORETICAL WEIGHT



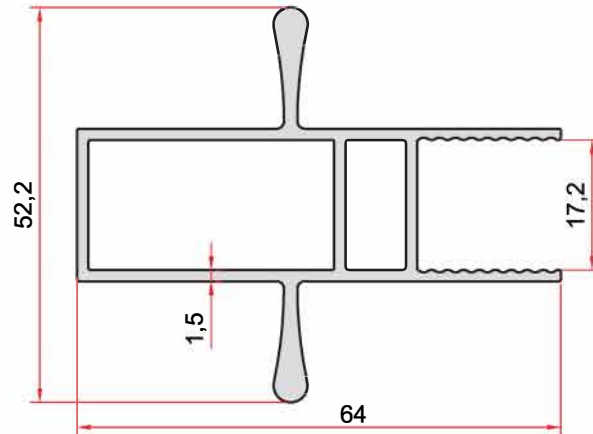
KOD-CODE TEORİK AĞIRLIK
EP-2380 **1,036 Kg/m**
THEORETICAL WEIGHT



KOD-CODE TEORİK AĞIRLIK
EP-2386 **0,480 Kg/m**
THEORETICAL WEIGHT

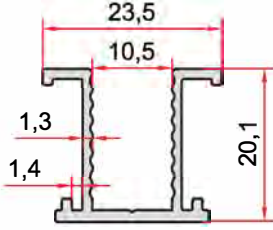


KOD-CODE TEORİK AĞIRLIK
EP-2387 **0,340 Kg/m**
THEORETICAL WEIGHT

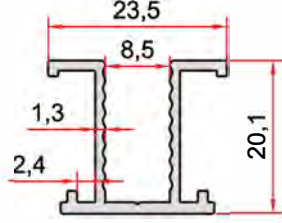


KOD-CODE TEORİK AĞIRLIK
EP-2385 **0,956 Kg/m**
THEORETICAL WEIGHT

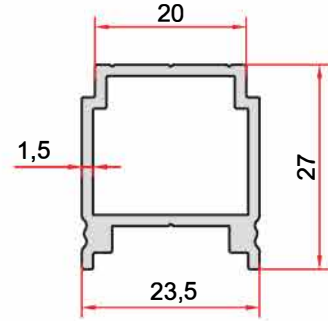
Cam Balkon Isıcam Sürme Profilleri (Double Glazing Sliding Balcony Profiles)



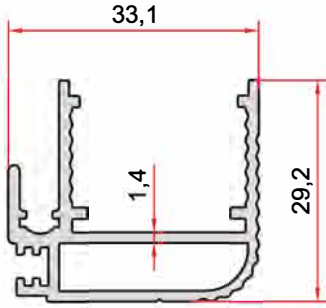
KOD-CODE *TEORİK AĞIRLIK*
THEORETICAL WEIGHT
EP-2683 0,251 Kg/m



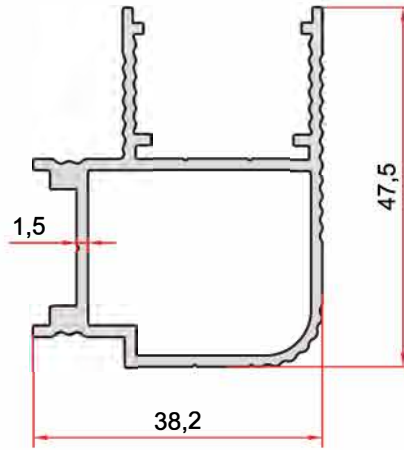
KOD-CODE *TEORİK AĞIRLIK*
THEORETICAL WEIGHT
EP-2679 0,256 Kg/m



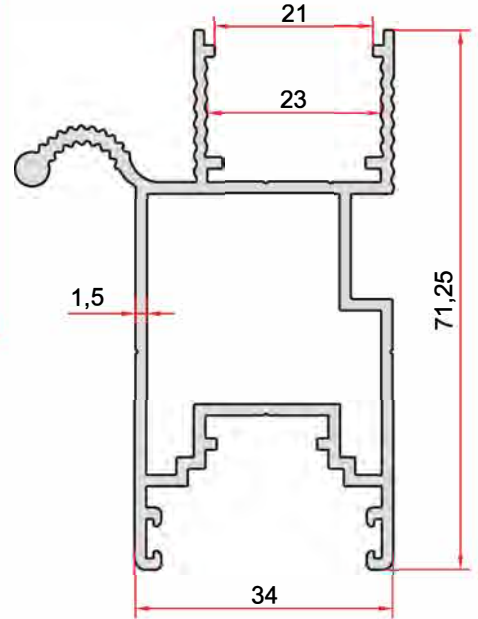
KOD-CODE *TEORİK AĞIRLIK*
THEORETICAL WEIGHT
EP-2678 0,421 Kg/m



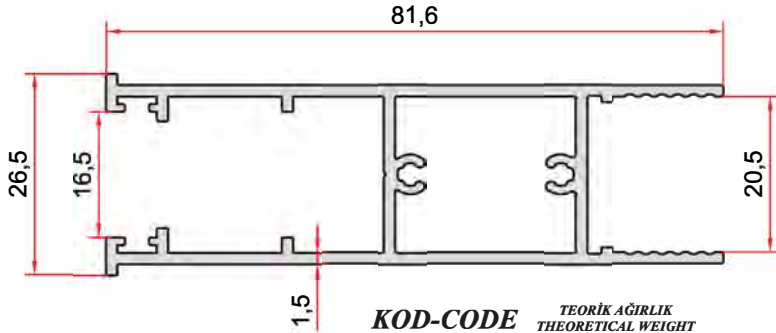
KOD-CODE *TEORİK AĞIRLIK*
THEORETICAL WEIGHT
EP-2677 0,526 Kg/m



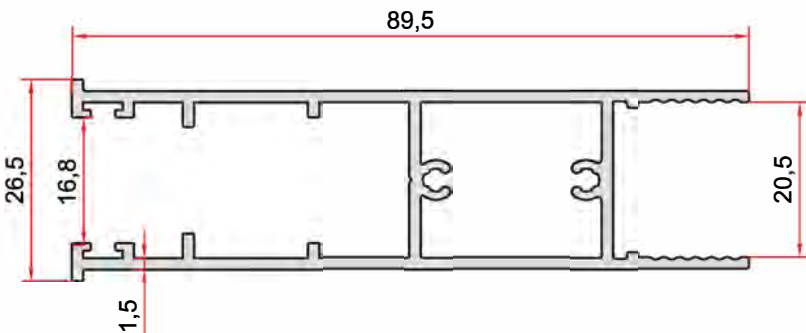
KOD-CODE *TEORİK AĞIRLIK*
THEORETICAL WEIGHT
EP-2676 0,705 Kg/m



KOD-CODE *TEORİK AĞIRLIK*
THEORETICAL WEIGHT
EP-2675 1,124 Kg/m

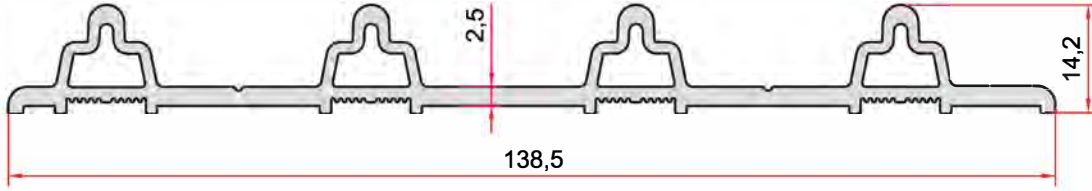


KOD-CODE *TEORİK AĞIRLIK*
THEORETICAL WEIGHT
EP-2674 0,958 Kg/m

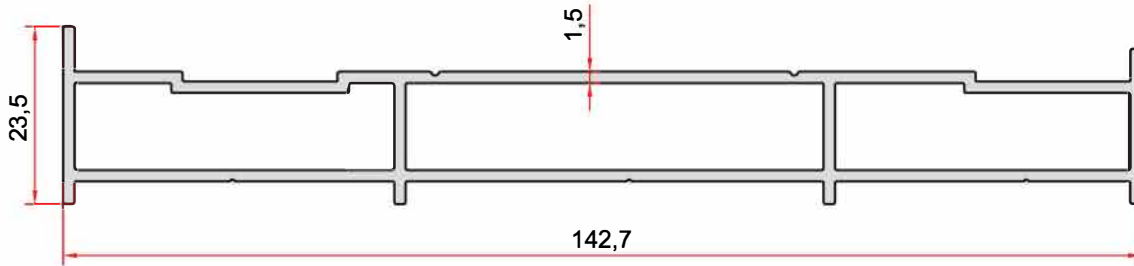


KOD-CODE *TEORİK AĞIRLIK*
THEORETICAL WEIGHT
EP-2673 1,040 Kg/m

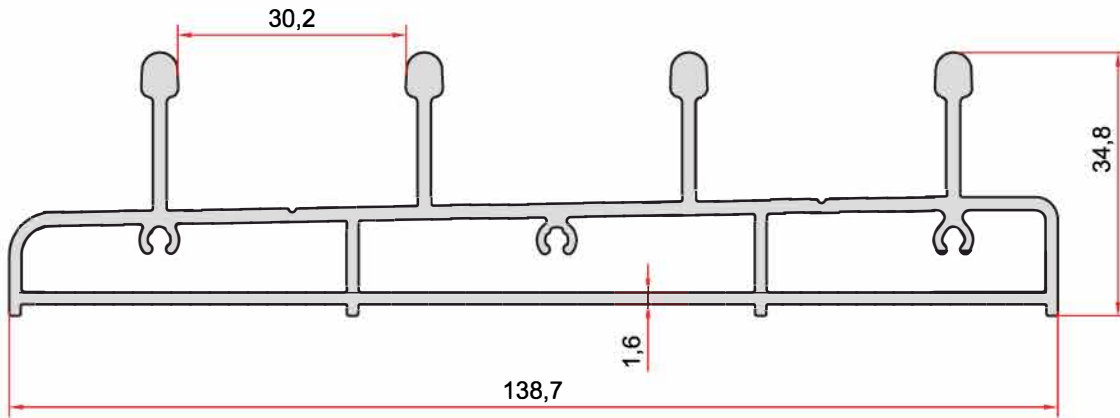
Cam Balkon Isıcam Sürme Profilleri (Double Glazing Sliding Balcony Profiles)



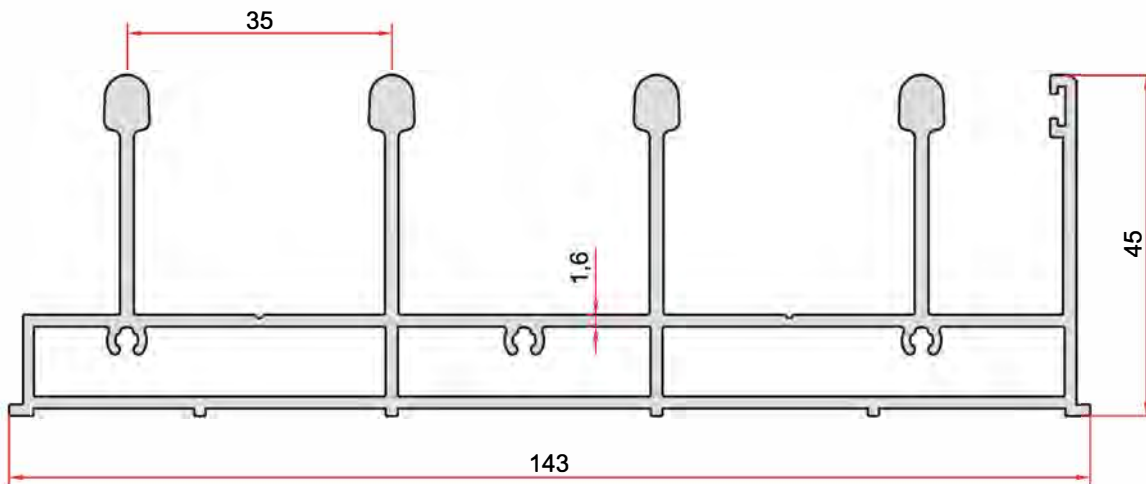
KOD-CODE
EP-2671
TEORİK AĞIRLIK
THEORETICAL WEIGHT
1,344 Kg/m



KOD-CODE
EP-2672
TEORİK AĞIRLIK
THEORETICAL WEIGHT
1,439 Kg/m

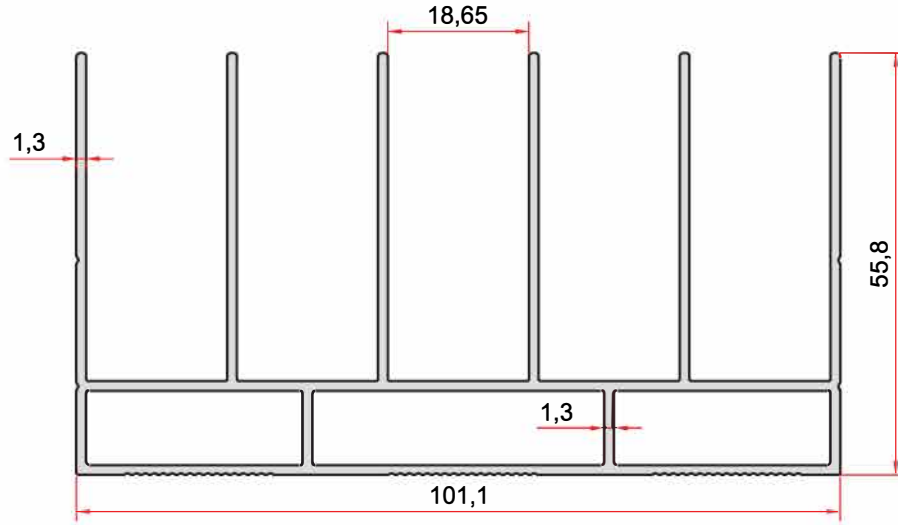


KOD-CODE
EP-2670
TEORİK AĞIRLIK
THEORETICAL WEIGHT
2,107 Kg/m

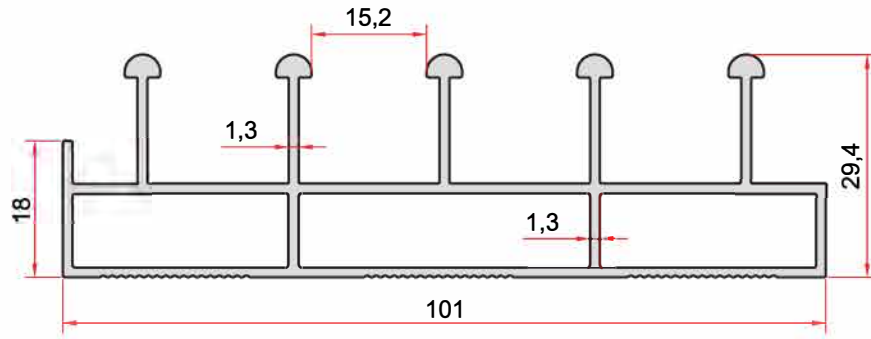


KOD-CODE
EP-2669
TEORİK AĞIRLIK
THEORETICAL WEIGHT
2,538 Kg/m

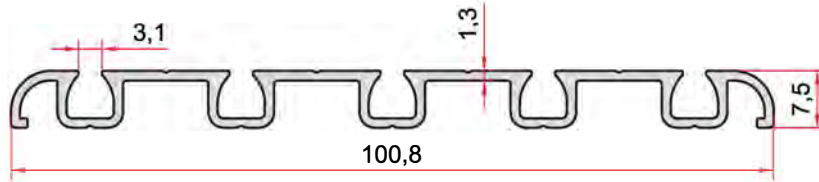
Cam Balkon 8mm Sürme Profilleri (8mm Single Glazing Sliding Balcony Profiles)



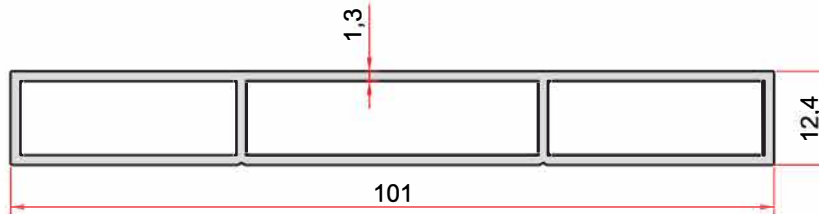
KOD-CODE TEORİK AĞIRLIK
EP-2438 THEORETICAL WEIGHT
1,741 Kg/m



KOD-CODE TEORİK AĞIRLIK
EP-2439 THEORETICAL WEIGHT
1,253 Kg/m

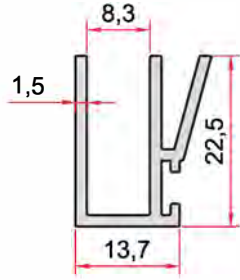


KOD-CODE TEORİK AĞIRLIK
EP-2440 THEORETICAL WEIGHT
0,629 Kg/m

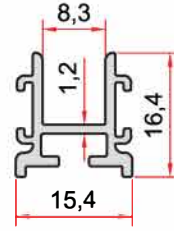


KOD-CODE TEORİK AĞIRLIK
EP-2442 THEORETICAL WEIGHT
0,845 Kg/m

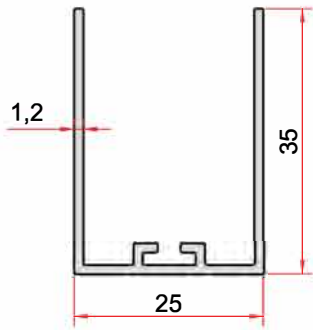
Cam Balkon 8mm Sürme Profilleri (8mm Single Glazing Sliding Balcony Profiles)



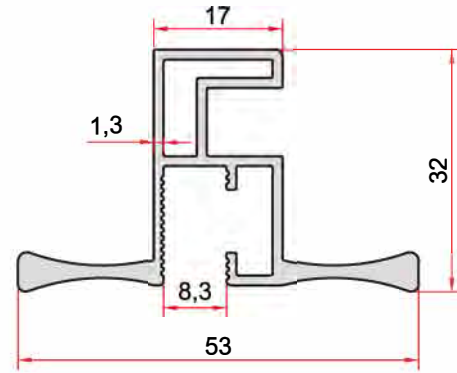
KOD-CODE TEORİK AĞIRLIK
THEORETICAL WEIGHT
EP-2443 0,300 Kg/m



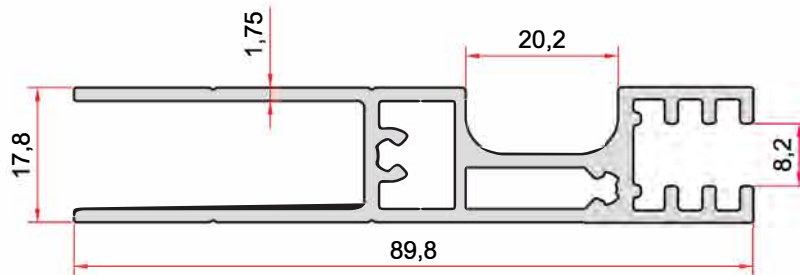
KOD-CODE TEORİK AĞIRLIK
THEORETICAL WEIGHT
EP-2441 0,205 Kg/m



KOD-CODE TEORİK AĞIRLIK
THEORETICAL WEIGHT
EP-2437 0,332 Kg/m

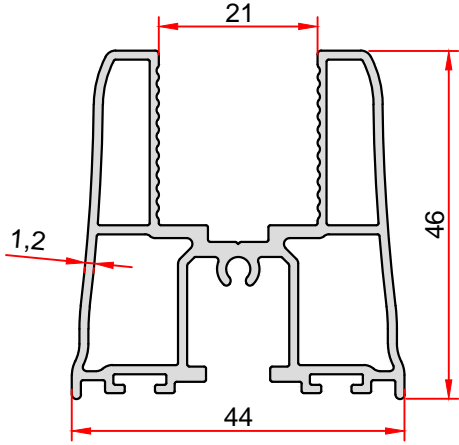


KOD-CODE TEORİK AĞIRLIK
THEORETICAL WEIGHT
EP-2446 0,653 Kg/m

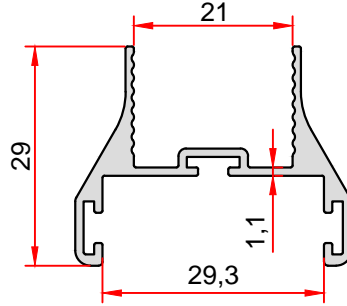


KOD-CODE TEORİK AĞIRLIK
THEORETICAL WEIGHT
EP-2444 1,226 Kg/m

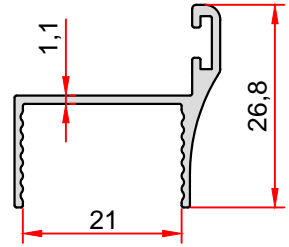
Cam Balkon Isıcam Sürme Profilleri (Double Glazing Sliding Balcony Profiles)



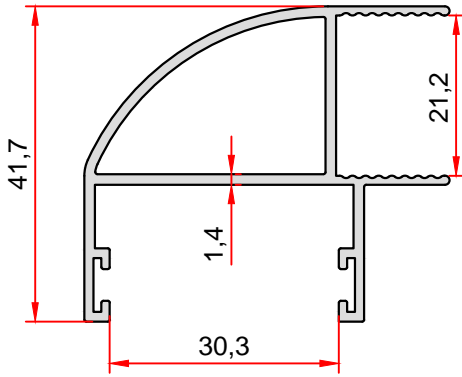
KOD-CODE *TEORİK AĞIRLIK*
THEORETICAL WEIGHT
EP-2655 **0,950 Kg/m**



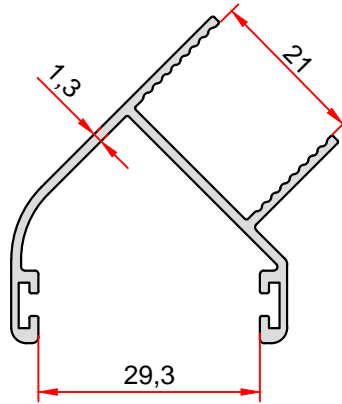
KOD-CODE *TEORİK AĞIRLIK*
THEORETICAL WEIGHT
EP-2656 **0,423 Kg/m**



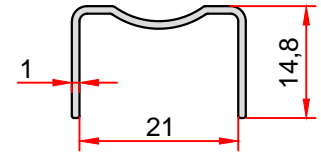
KOD-CODE *TEORİK AĞIRLIK*
THEORETICAL WEIGHT
EP-2657 **0,230 Kg/m**



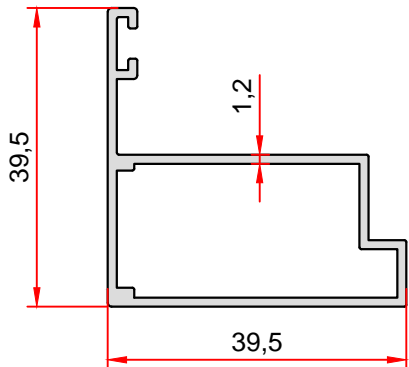
KOD-CODE *TEORİK AĞIRLIK*
THEORETICAL WEIGHT
EP-2668 **0,621 Kg/m**



KOD-CODE *TEORİK AĞIRLIK*
THEORETICAL WEIGHT
EP-2661 **0,418 Kg/m**



KOD-CODE *TEORİK AĞIRLIK*
THEORETICAL WEIGHT
EP-2658 **0,135 Kg/m**



KOD-CODE *TEORİK AĞIRLIK*
THEORETICAL WEIGHT
EP-2660 **0,472 Kg/m**



ekin PROFİL®

ALÜMİNYUM SİSTEMLER

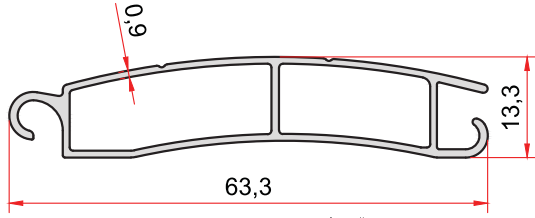
KepenK Profilleri

Shutter Profiles

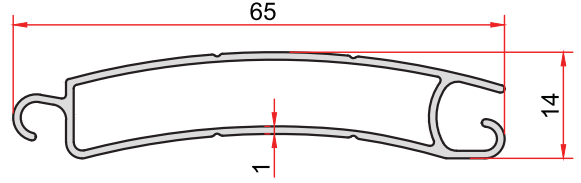


KepenK Profilleri

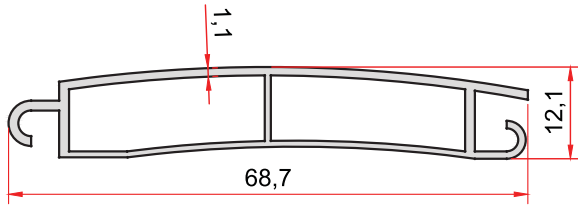
(Shutter Profiles)



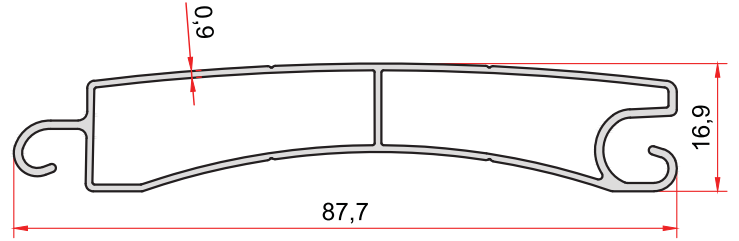
KOD-CODE *TEORİK AĞIRLIK*
THEORETICAL WEIGHT
EP-2313 **0,402 Kg/m**



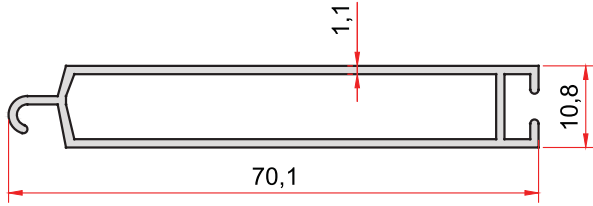
KOD-CODE *TEORİK AĞIRLIK*
THEORETICAL WEIGHT
EP-2316 **0,410 Kg/m**



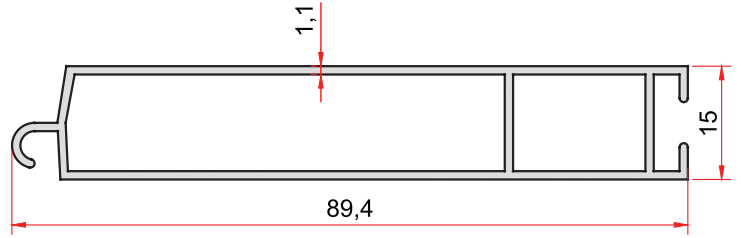
KOD-CODE *TEORİK AĞIRLIK*
THEORETICAL WEIGHT
EP-2304 **0,454 Kg/m**



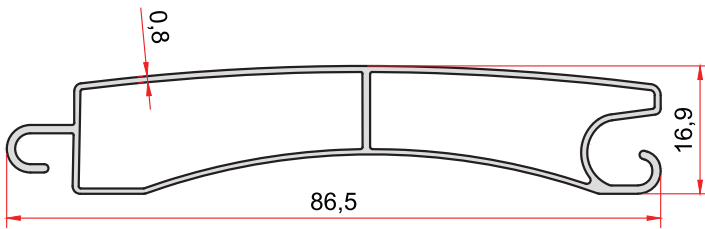
KOD-CODE *TEORİK AĞIRLIK*
THEORETICAL WEIGHT
EP-2301 **0,572 Kg/m**



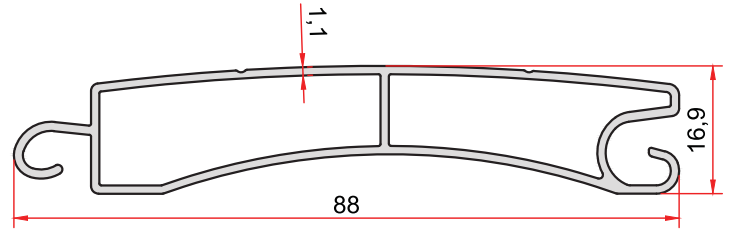
KOD-CODE *TEORİK AĞIRLIK*
THEORETICAL WEIGHT
EP-2303 **0,470 Kg/m**



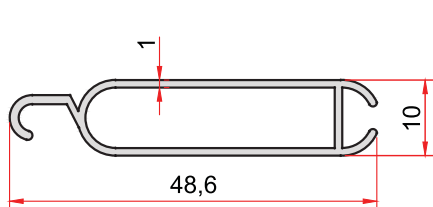
KOD-CODE *TEORİK AĞIRLIK*
THEORETICAL WEIGHT
EP-2302 **0,659 Kg/m**



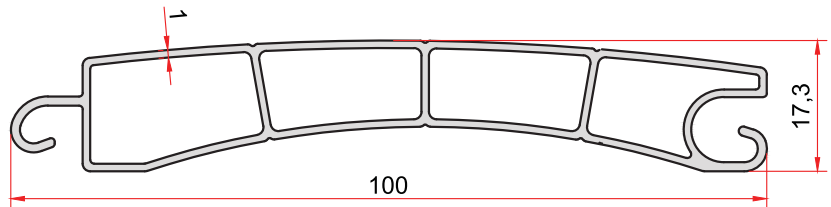
KOD-CODE *TEORİK AĞIRLIK*
THEORETICAL WEIGHT
EP-2310 **0,486 Kg/m**



KOD-CODE *TEORİK AĞIRLIK*
THEORETICAL WEIGHT
EP-2315 **0,667 Kg/m**



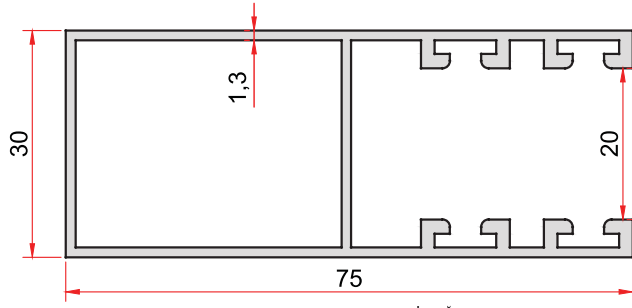
KOD-CODE *TEORİK AĞIRLIK*
THEORETICAL WEIGHT
EP-2305 **0,297 Kg/m**



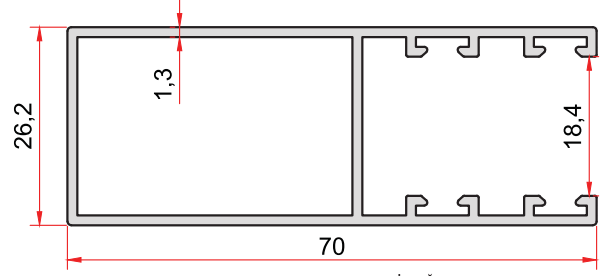
KOD-CODE *TEORİK AĞIRLIK*
THEORETICAL WEIGHT
EP-2311 **0,748 Kg/m**

Kepen Profilleri

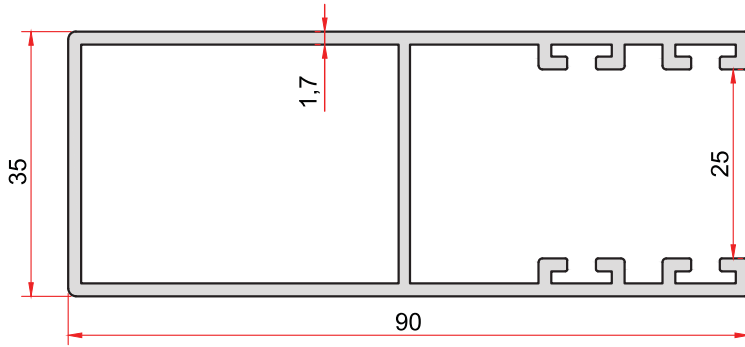
(Shutter Profiles)



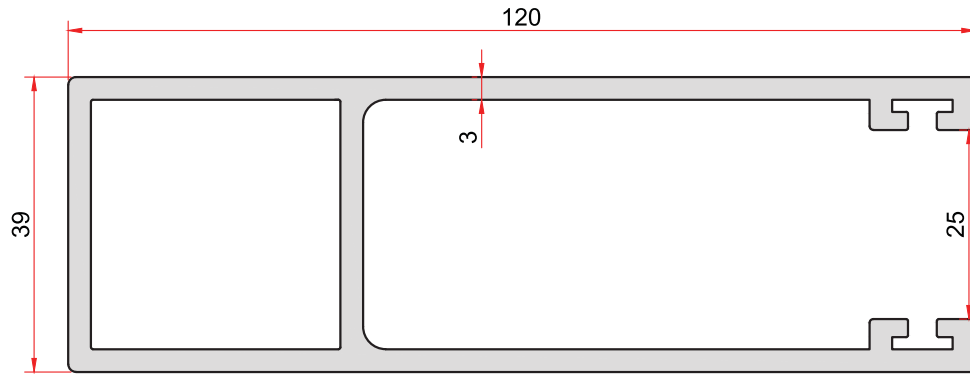
KOD-CODE TEORİK AĞIRLIK
EP-2306 THEORETICAL WEIGHT
0,937 Kg/m



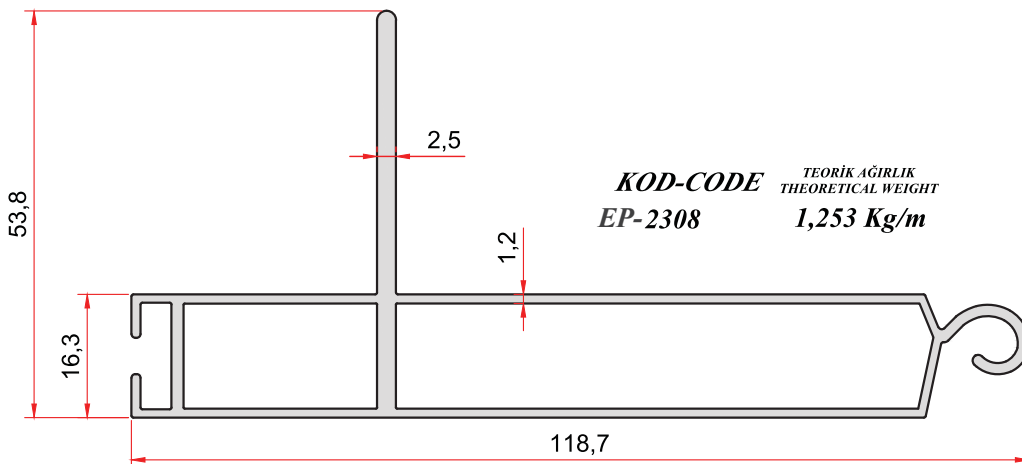
KOD-CODE TEORİK AĞIRLIK
EP-2314 THEORETICAL WEIGHT
0,764 Kg/m



KOD-CODE TEORİK AĞIRLIK
EP-2307 THEORETICAL WEIGHT
1,293 Kg/m



KOD-CODE TEORİK AĞIRLIK
EP-2312 THEORETICAL WEIGHT
2,670 Kg/m



KOD-CODE TEORİK AĞIRLIK
EP-2308 THEORETICAL WEIGHT
1,253 Kg/m



ekin PROFİL[®]

ALÜMİNYUM SİSTEMLER

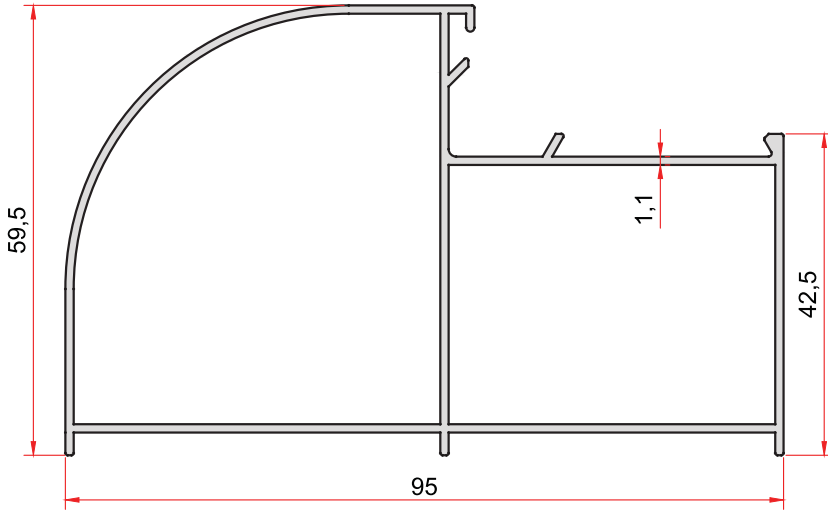
Özel Profiller

Custom Profiles

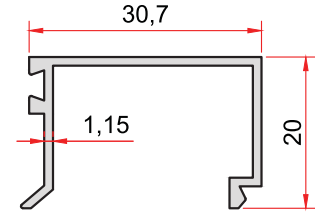


Özel Profiller

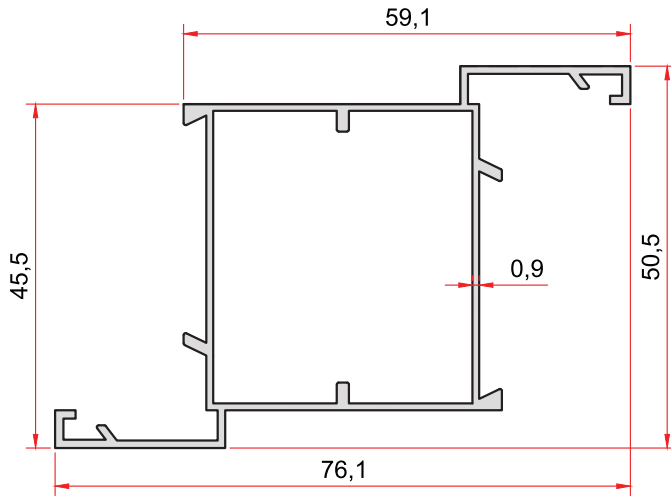
(Custom Profiles)



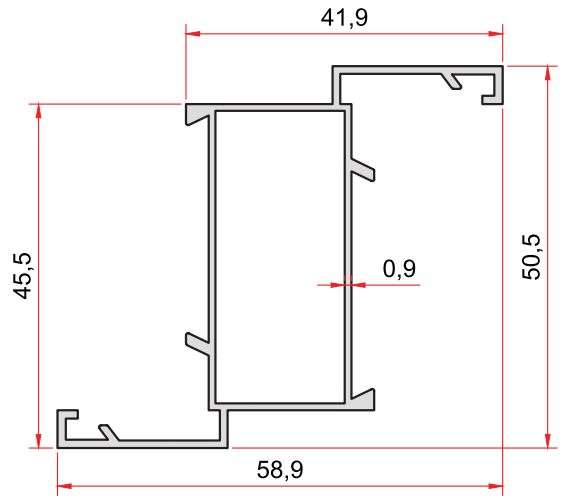
KOD-CODE TEORİK AĞIRLIK
EP-806 THEORETICAL WEIGHT
1,023 Kg/m



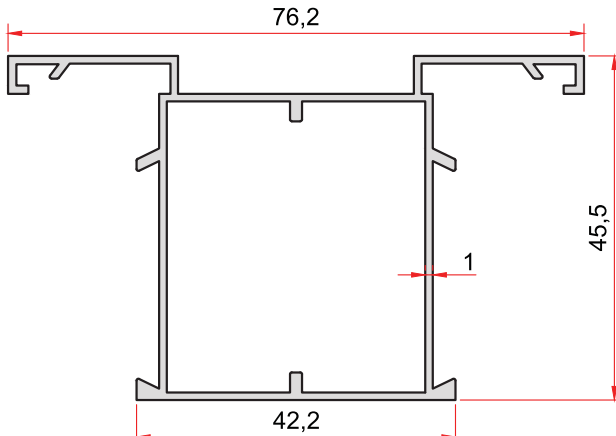
KOD-CODE TEORİK AĞIRLIK
EP-859 THEORETICAL WEIGHT
0,248 Kg/m



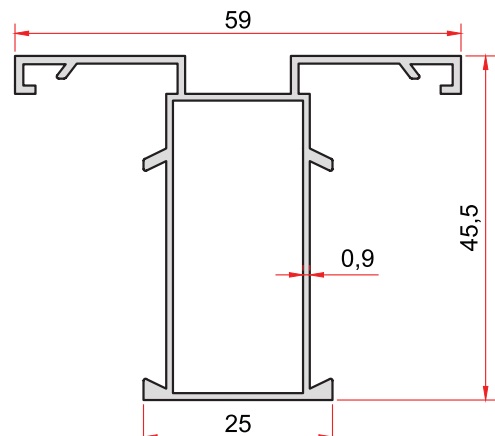
KOD-CODE TEORİK AĞIRLIK
EP-860 THEORETICAL WEIGHT
0,645 Kg/m



KOD-CODE TEORİK AĞIRLIK
EP-861 THEORETICAL WEIGHT
0,537 Kg/m



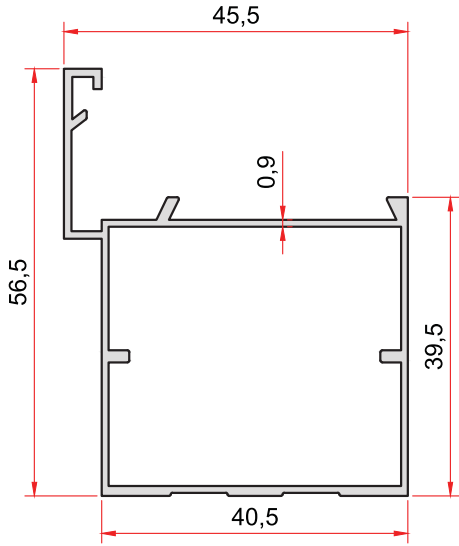
KOD-CODE TEORİK AĞIRLIK
EP-856 THEORETICAL WEIGHT
0,683 Kg/m



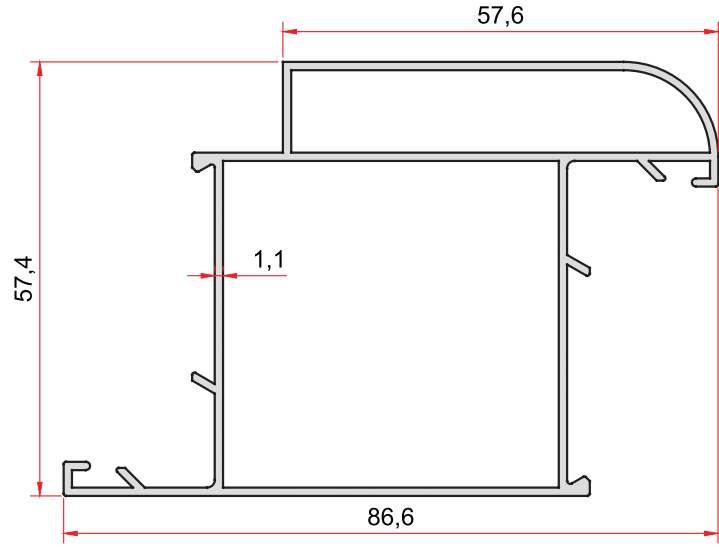
KOD-CODE TEORİK AĞIRLIK
EP-862 THEORETICAL WEIGHT
0,537 Kg/m

Özel Profiller

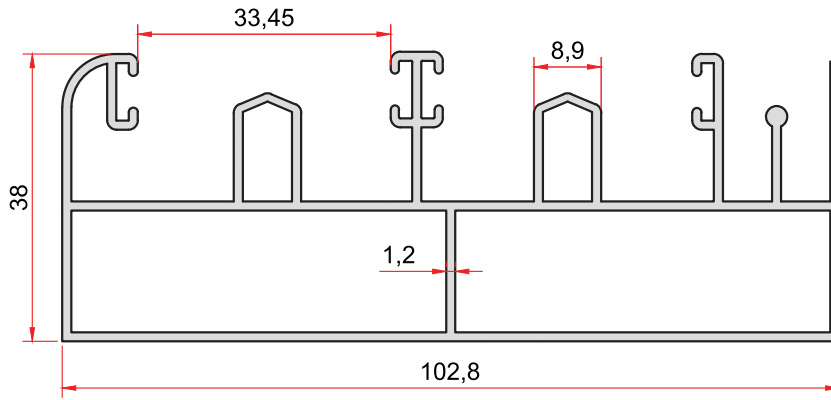
(Custom Profiles)



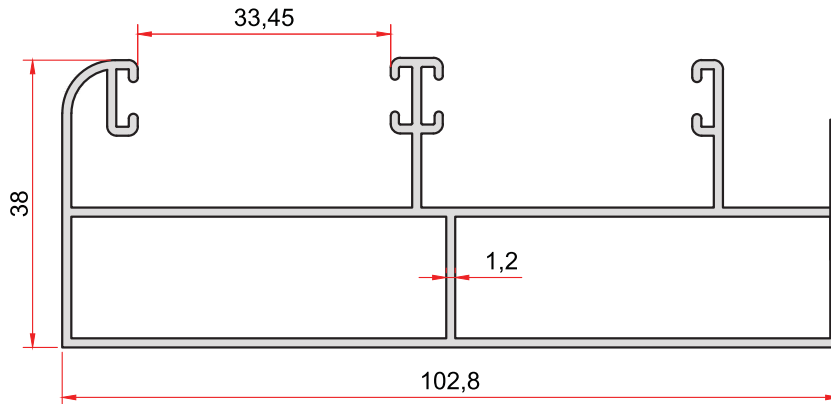
KOD-CODE *TEORİK AĞIRLIK*
THEORETICAL WEIGHT
EP-858 **0,543 Kg/m**



KOD-CODE *TEORİK AĞIRLIK*
THEORETICAL WEIGHT
EP-805 **0,983 Kg/m**



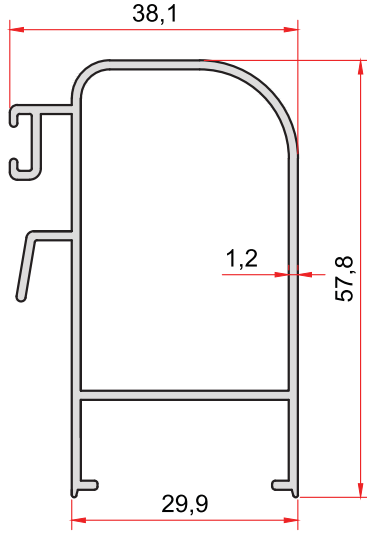
KOD-CODE *TEORİK AĞIRLIK*
THEORETICAL WEIGHT
EP-873 **1,471 Kg/m**



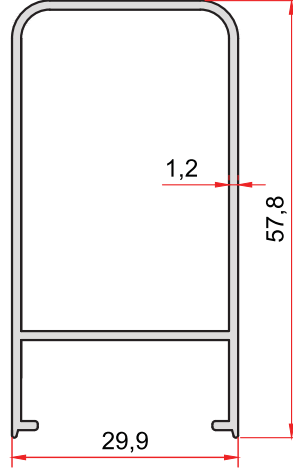
KOD-CODE *TEORİK AĞIRLIK*
THEORETICAL WEIGHT
EP-872 **1,215 Kg/m**

Özel Profiller

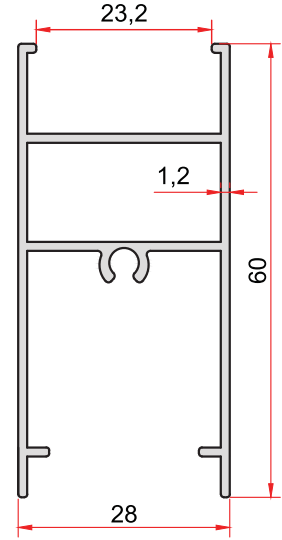
(Custom Profiles)



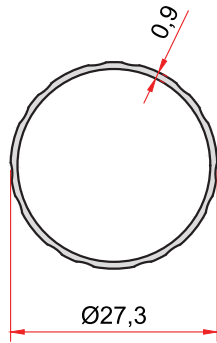
KOD-CODE TEORİK AĞIRLIK
EP-874 THEORETICAL WEIGHT
0,656 Kg/m



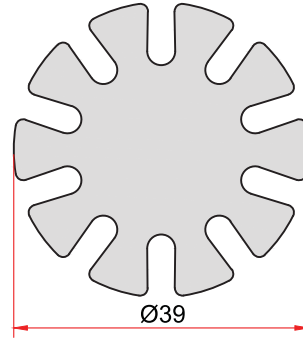
KOD-CODE TEORİK AĞIRLIK
EP-875 THEORETICAL WEIGHT
0,551 Kg/m



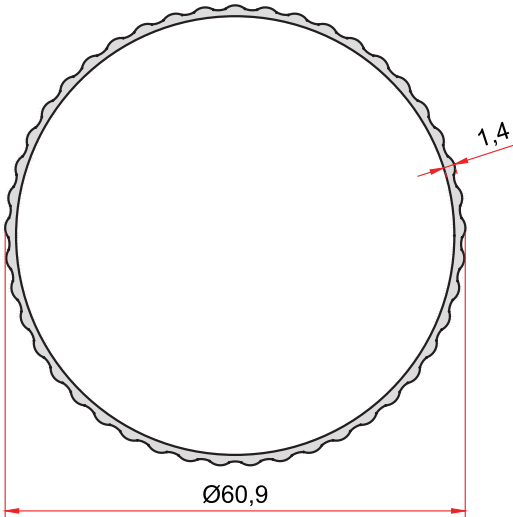
KOD-CODE TEORİK AĞIRLIK
EP-876 THEORETICAL WEIGHT
0,610 Kg/m



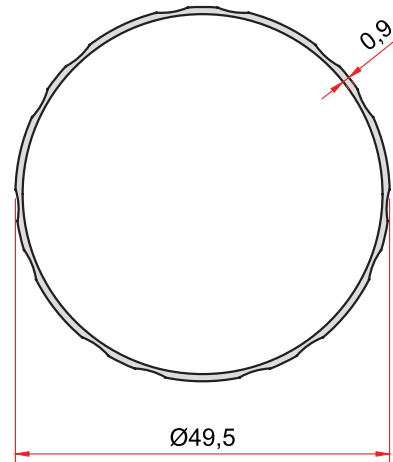
KOD-CODE TEORİK AĞIRLIK
EP-4022 THEORETICAL WEIGHT
0,189 Kg/m



KOD-CODE TEORİK AĞIRLIK
EP-5094 THEORETICAL WEIGHT
2,438 Kg/m



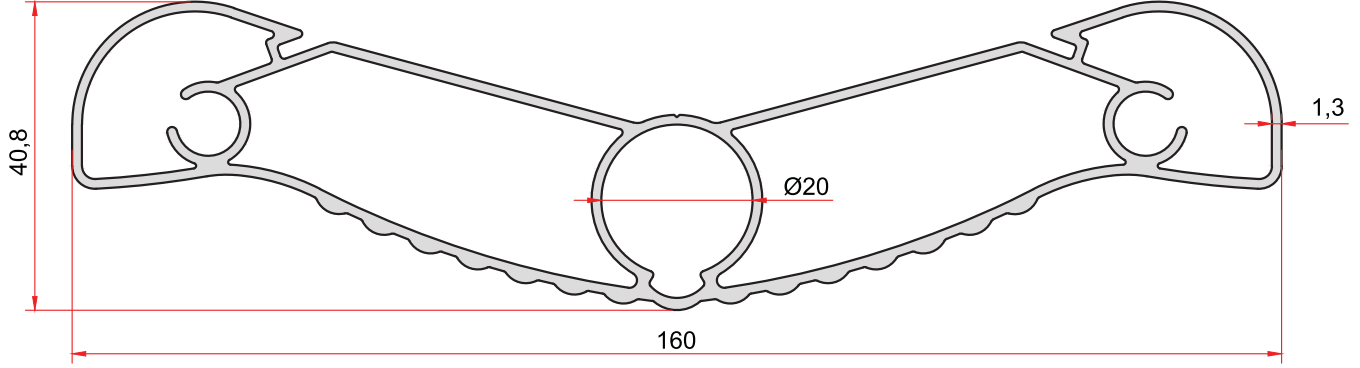
KOD-CODE TEORİK AĞIRLIK
EP-4014 THEORETICAL WEIGHT
0,583 Kg/m



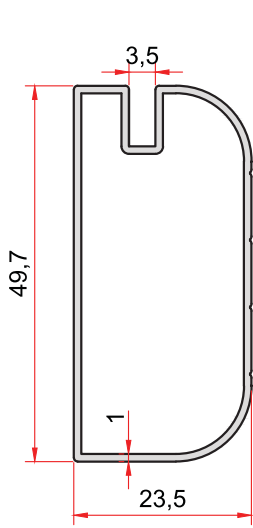
KOD-CODE TEORİK AĞIRLIK
EP-4021 THEORETICAL WEIGHT
0,356 Kg/m

Özel Profiller

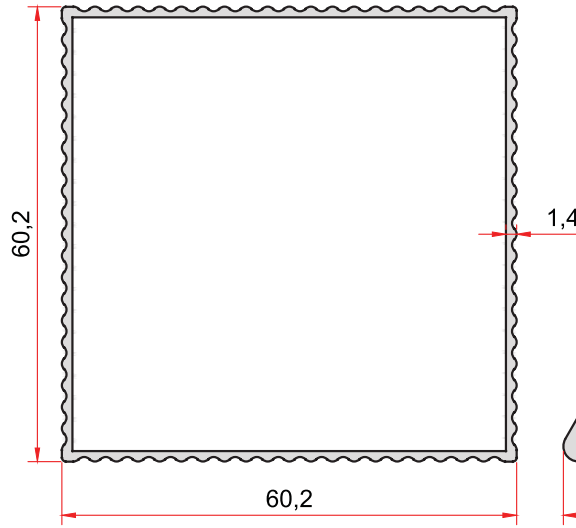
(Custom Profiles)



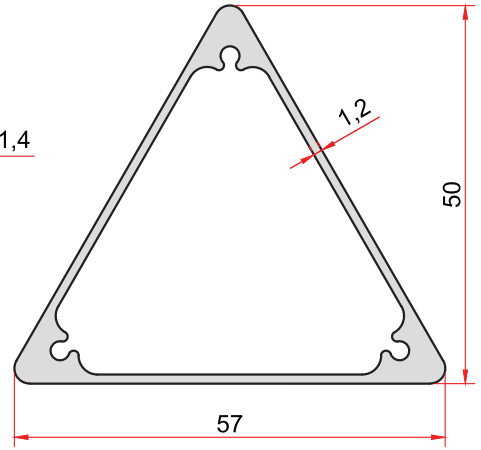
KOD-CODE *TEORİK AĞIRLIK*
THEORETICAL WEIGHT
EP-4013 **1,852 Kg/m**



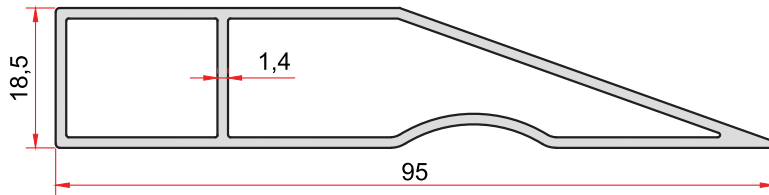
KOD-CODE *TEORİK AĞIRLIK*
THEORETICAL WEIGHT
EP-877 **0,402 Kg/m**



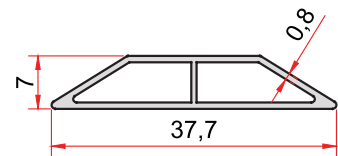
KOD-CODE *TEORİK AĞIRLIK*
THEORETICAL WEIGHT
EP-4015 **0,702 Kg/m**



KOD-CODE *TEORİK AĞIRLIK*
THEORETICAL WEIGHT
EP-4018 **0,788 Kg/m**



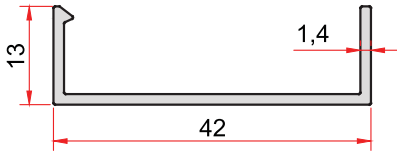
KOD-CODE *TEORİK AĞIRLIK*
THEORETICAL WEIGHT
EP-4000 **0,837 Kg/m**



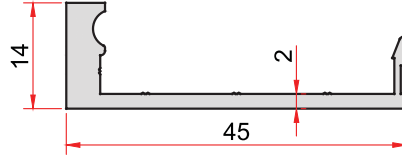
KOD-CODE *TEORİK AĞIRLIK*
THEORETICAL WEIGHT
EP-4002 **0,189 Kg/m**

Özel Profiller

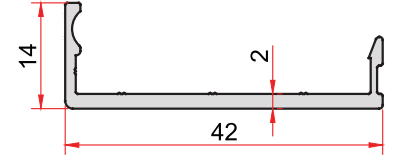
(Custom Profiles)



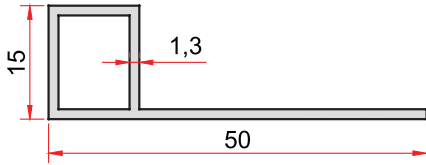
KOD-CODE *TEORİK AĞIRLIK*
THEORETICAL WEIGHT
EP-4003 **0,248 Kg/m**



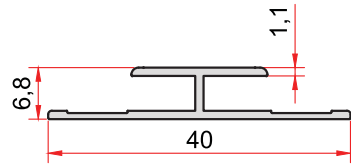
KOD-CODE *TEORİK AĞIRLIK*
THEORETICAL WEIGHT
EP-4011 **0,402 Kg/m**



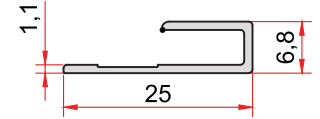
KOD-CODE *TEORİK AĞIRLIK*
THEORETICAL WEIGHT
EP-4012 **0,292 Kg/m**



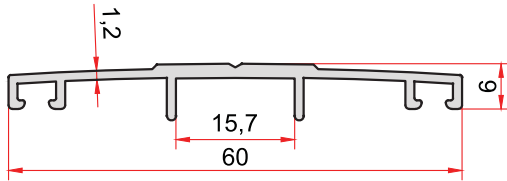
KOD-CODE *TEORİK AĞIRLIK*
THEORETICAL WEIGHT
EP-4020 **0,302 Kg/m**



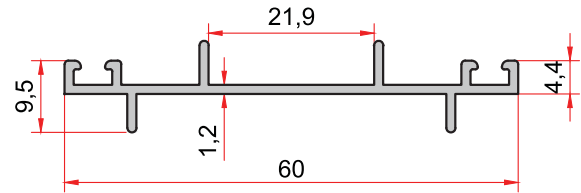
KOD-CODE *TEORİK AĞIRLIK*
THEORETICAL WEIGHT
EP-1061 **0,173 Kg/m**



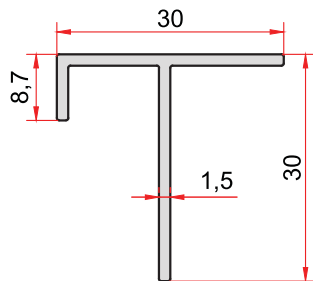
KOD-CODE *TEORİK AĞIRLIK*
THEORETICAL WEIGHT
EP-1062 **0,116 Kg/m**



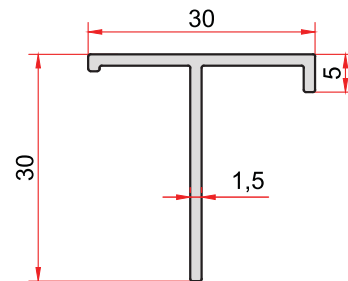
KOD-CODE *TEORİK AĞIRLIK*
THEORETICAL WEIGHT
EP-1063 **0,321 Kg/m**



KOD-CODE *TEORİK AĞIRLIK*
THEORETICAL WEIGHT
EP-1064 **0,313 Kg/m**



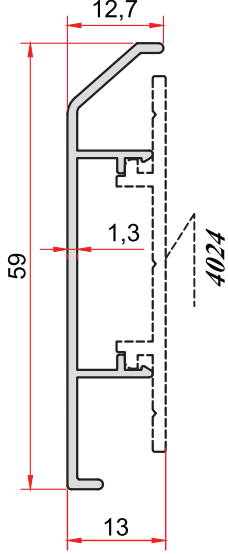
KOD-CODE *TEORİK AĞIRLIK*
THEORETICAL WEIGHT
EP-1059 **0,265 Kg/m**



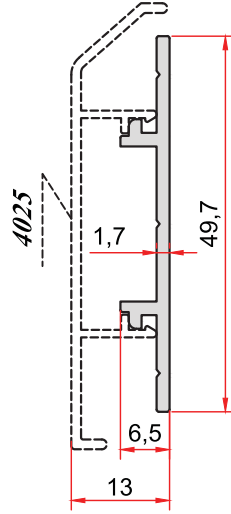
KOD-CODE *TEORİK AĞIRLIK*
THEORETICAL WEIGHT
EP-1060 **0,254 Kg/m**

Özel Profiller

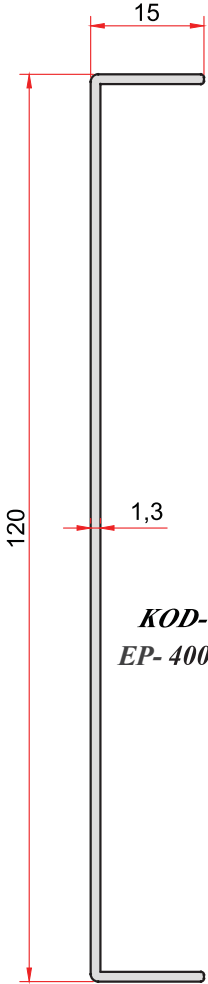
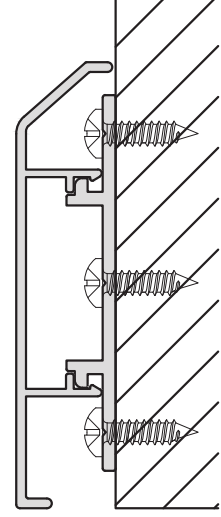
(Custom Profiles)



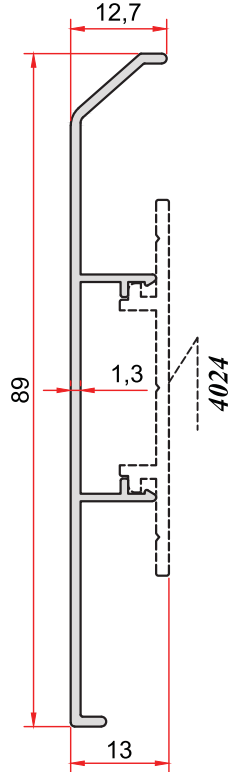
KOD-CODE *TEORİK AĞIRLIK*
EP-4025 *THEORETICAL WEIGHT*
0,305 Kg/m



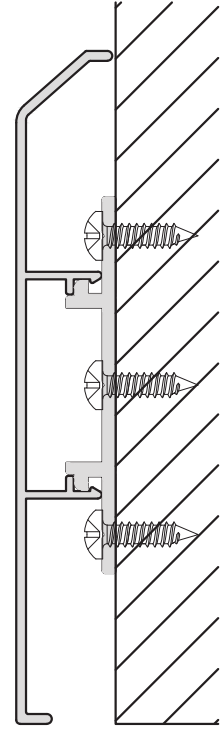
KOD-CODE *TEORİK AĞIRLIK*
EP-4024 *THEORETICAL WEIGHT*
0,286 Kg/m



KOD-CODE *TEORİK AĞIRLIK*
EP-4004 *THEORETICAL WEIGHT*
0,516 Kg/m

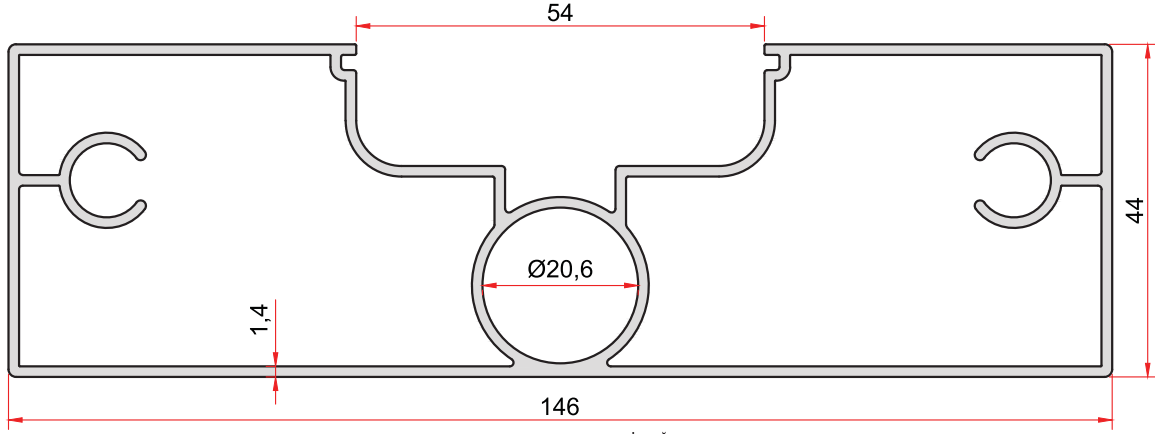


KOD-CODE *TEORİK AĞIRLIK*
EP-4026 *THEORETICAL WEIGHT*
0,410 Kg/m

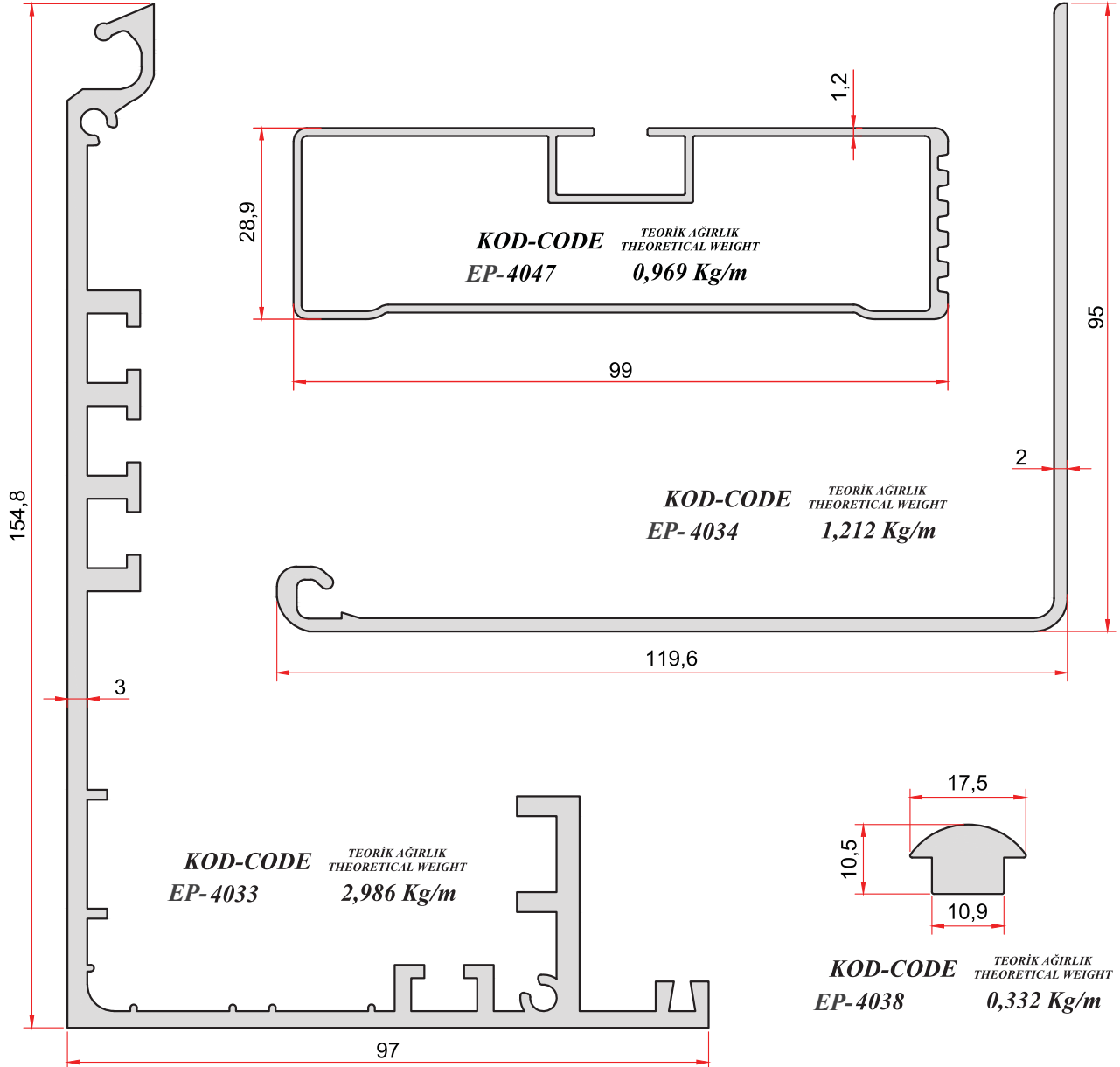


Özel Profiller

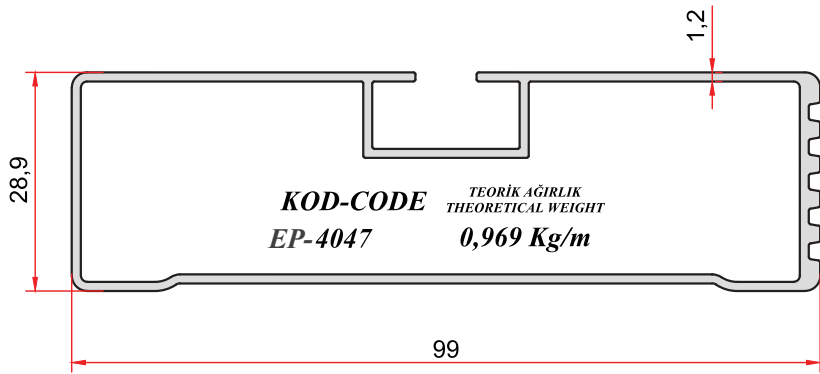
(Custom Profiles)



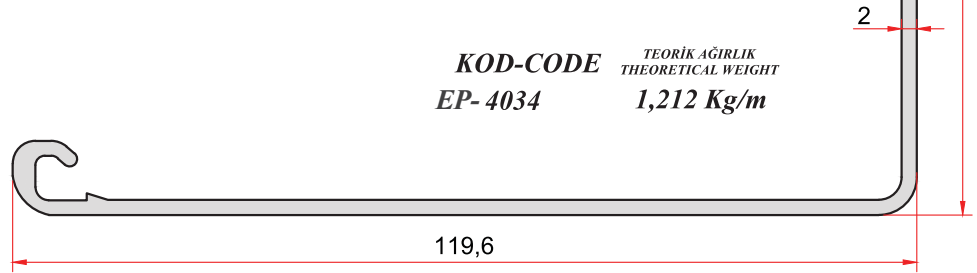
KOD-CODE TEORİK AĞIRLIK
EP-4027 THEORETICAL WEIGHT
2,020 Kg/m



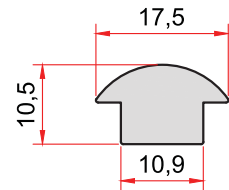
KOD-CODE TEORİK AĞIRLIK
EP-4033 THEORETICAL WEIGHT
2,986 Kg/m



KOD-CODE TEORİK AĞIRLIK
EP-4047 THEORETICAL WEIGHT
0,969 Kg/m



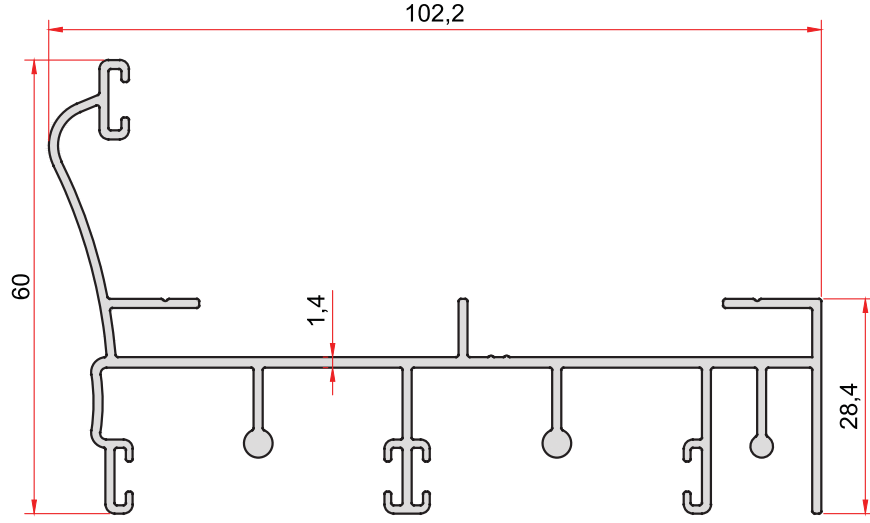
KOD-CODE TEORİK AĞIRLIK
EP-4034 THEORETICAL WEIGHT
1,212 Kg/m



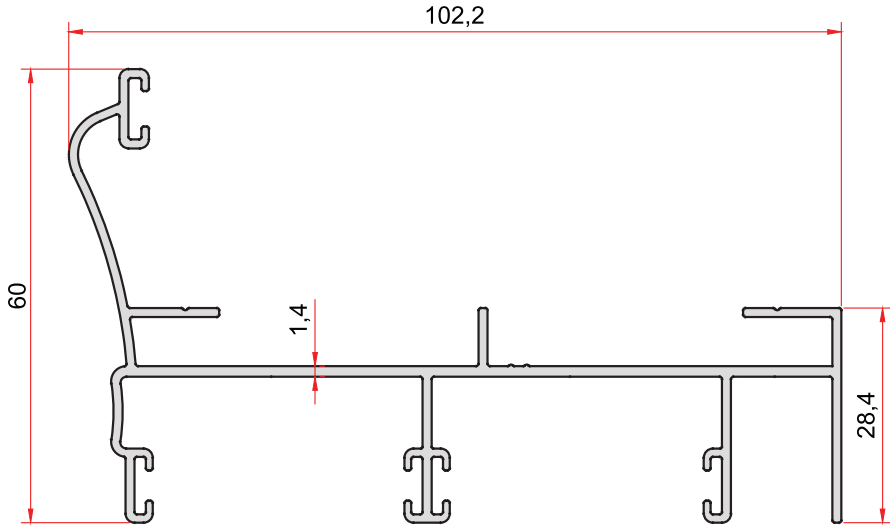
KOD-CODE TEORİK AĞIRLIK
EP-4038 THEORETICAL WEIGHT
0,332 Kg/m

Özel Profiller - Suriye Serisi

(Custom Profiles - Syria Series)



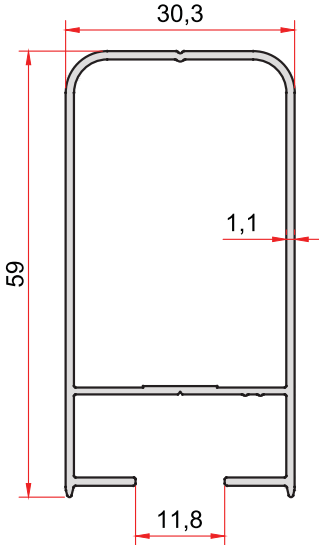
KOD-CODE *TEORİK AĞIRLIK*
THEORETICAL WEIGHT
EP-766 **1,172 Kg/m**



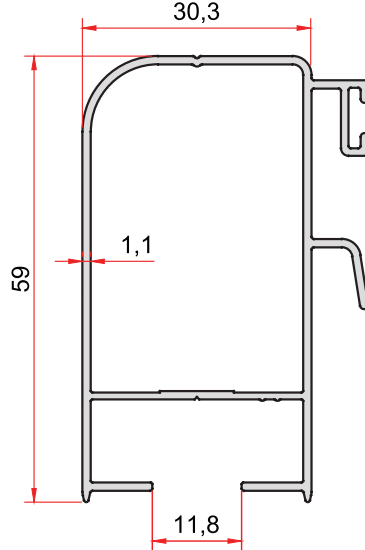
KOD-CODE *TEORİK AĞIRLIK*
THEORETICAL WEIGHT
EP-767 **1,010 Kg/m**

Özel Profiller - Suriye Serisi

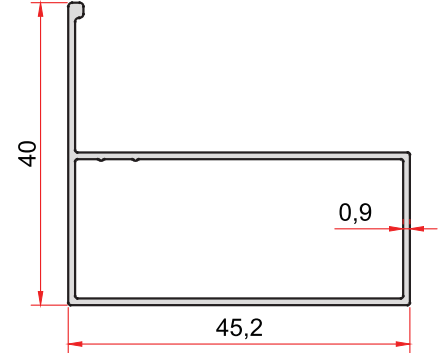
(Custom Profiles - Syria Series)



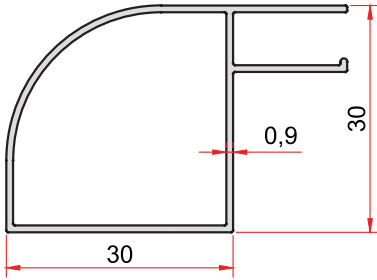
KOD-CODE *TEORİK AĞIRLIK*
THEORETICAL WEIGHT
EP-769 **0,543 Kg/m**



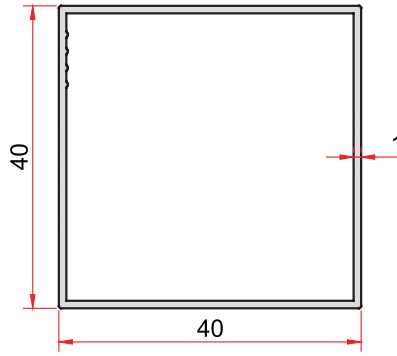
KOD-CODE *TEORİK AĞIRLIK*
THEORETICAL WEIGHT
EP-770 **0,643 Kg/m**



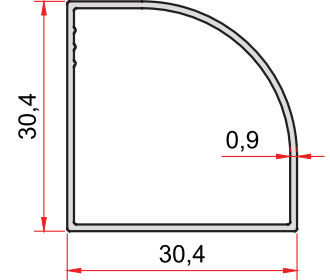
KOD-CODE *TEORİK AĞIRLIK*
THEORETICAL WEIGHT
EP-771 **0,364 Kg/m**



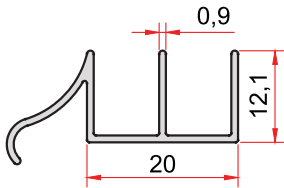
KOD-CODE *TEORİK AĞIRLIK*
THEORETICAL WEIGHT
EP-772 **0,337 Kg/m**



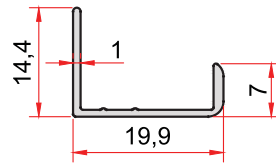
KOD-CODE *TEORİK AĞIRLIK*
THEORETICAL WEIGHT
EP-773 **0,421 Kg/m**



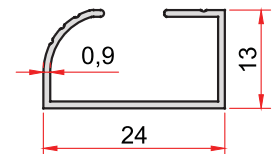
KOD-CODE *TEORİK AĞIRLIK*
THEORETICAL WEIGHT
EP-774 **0,267 Kg/m**



KOD-CODE *TEORİK AĞIRLIK*
THEORETICAL WEIGHT
EP-777 **0,176 Kg/m**



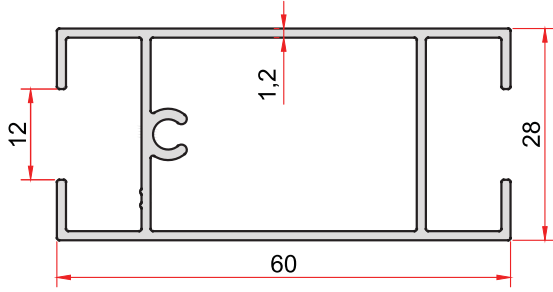
KOD-CODE *TEORİK AĞIRLIK*
THEORETICAL WEIGHT
EP-778 **0,103 Kg/m**



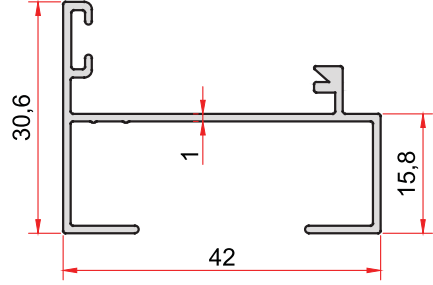
KOD-CODE *TEORİK AĞIRLIK*
THEORETICAL WEIGHT
EP-779 **0,143 Kg/m**

Özel Profiller - Suriye Serisi

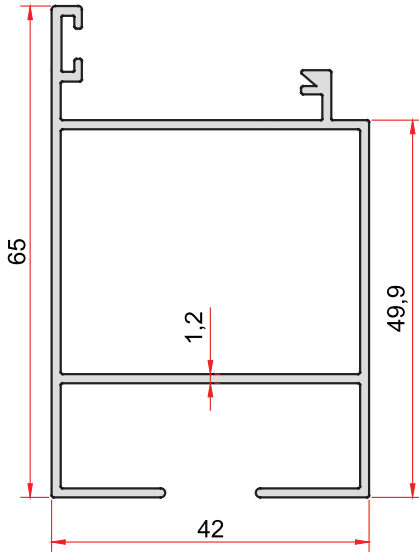
(Custom Profiles - Syria Series)



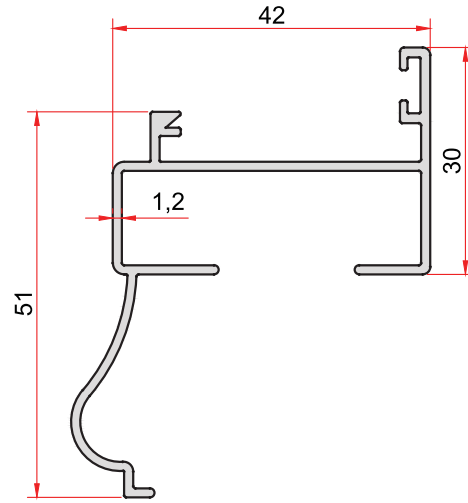
KOD-CODE *TEORİK AĞIRLIK*
THEORETICAL WEIGHT
EP-780 **0,683 Kg/m**



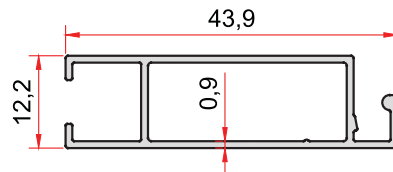
KOD-CODE *TEORİK AĞIRLIK*
THEORETICAL WEIGHT
EP-781 **0,348 Kg/m**



KOD-CODE *TEORİK AĞIRLIK*
THEORETICAL WEIGHT
EP-782 **0,788 Kg/m**



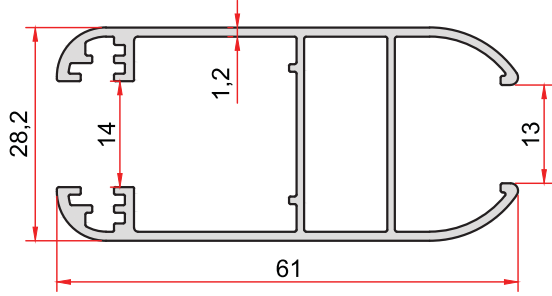
KOD-CODE *TEORİK AĞIRLIK*
THEORETICAL WEIGHT
EP-783 **0,535 Kg/m**



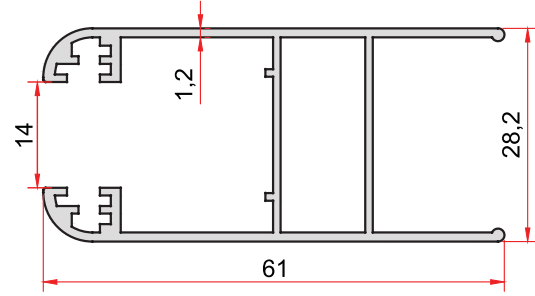
KOD-CODE *TEORİK AĞIRLIK*
THEORETICAL WEIGHT
EP-768 **0,283 Kg/m**

Özel Profiller - Kıbrıs Serisi

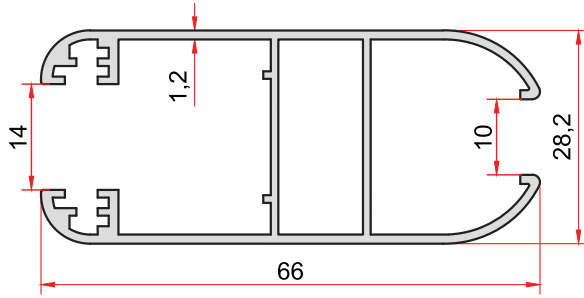
(Custom Profiles - Cyprus Series)



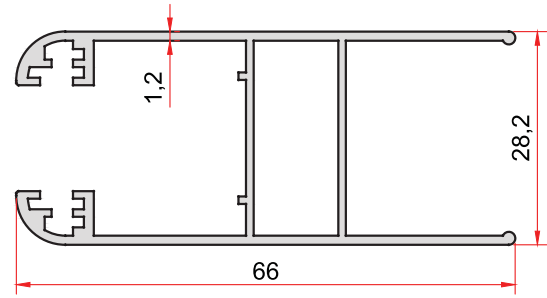
KOD-CODE *TEORİK AĞIRLIK*
THEORETICAL WEIGHT
EP-784 **0,685 Kg/m**



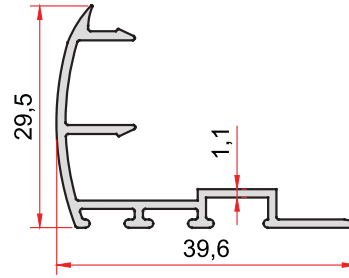
KOD-CODE *TEORİK AĞIRLIK*
THEORETICAL WEIGHT
EP-786 **0,667 Kg/m**



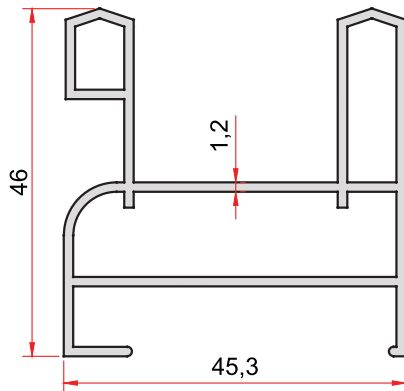
KOD-CODE *TEORİK AĞIRLIK*
THEORETICAL WEIGHT
EP-785 **0,726 Kg/m**



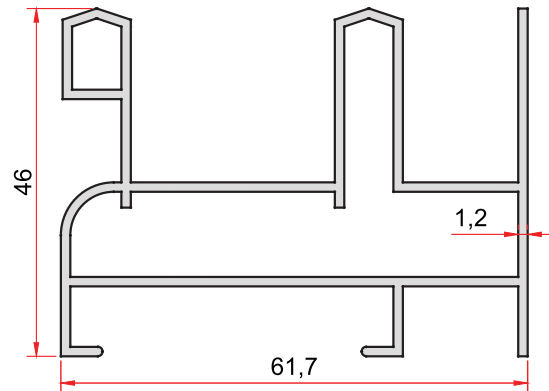
KOD-CODE *TEORİK AĞIRLIK*
THEORETICAL WEIGHT
EP-851 **0,699 Kg/m**



KOD-CODE *TEORİK AĞIRLIK*
THEORETICAL WEIGHT
EP-787 **0,305 Kg/m**



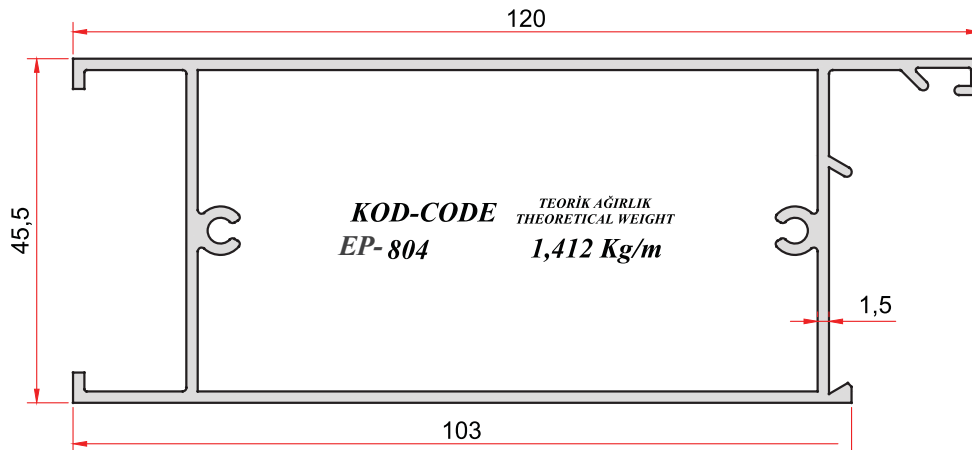
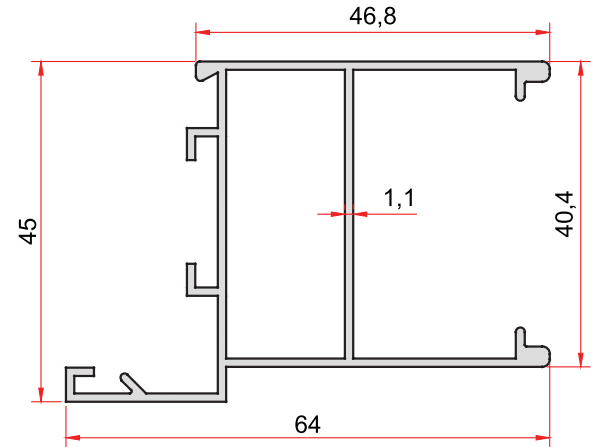
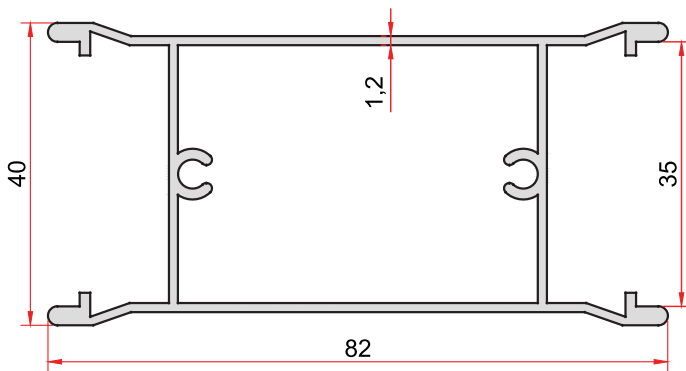
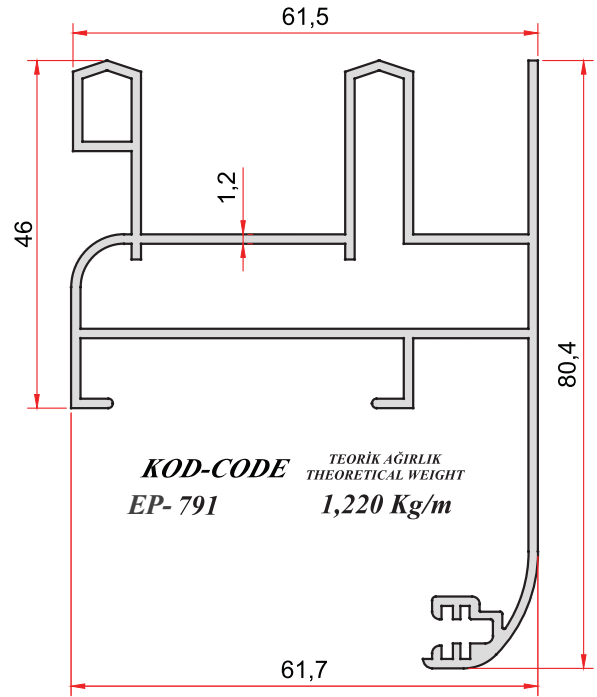
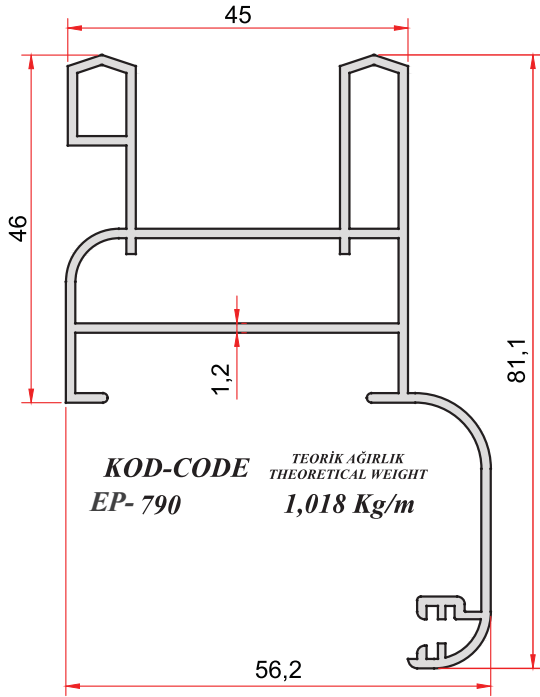
KOD-CODE *TEORİK AĞIRLIK*
THEORETICAL WEIGHT
EP-788 **0,802 Kg/m**



KOD-CODE *TEORİK AĞIRLIK*
THEORETICAL WEIGHT
EP-803 **0,999 Kg/m**

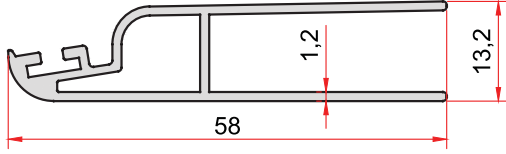
Özel Profiller - Kıbrıs Serisi

(Custom Profiles - Cyprus Series)

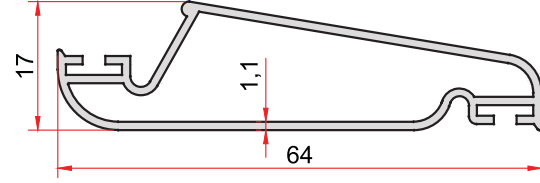


Özel Profiller - Kıbrıs Serisi

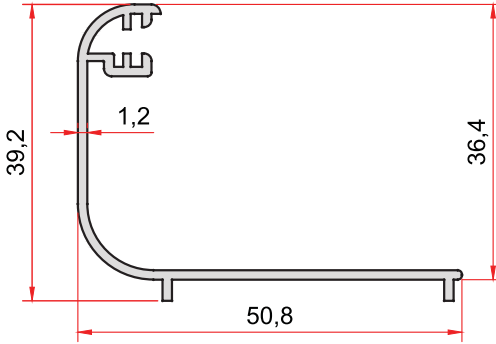
(Custom Profiles - Cyprus Series)



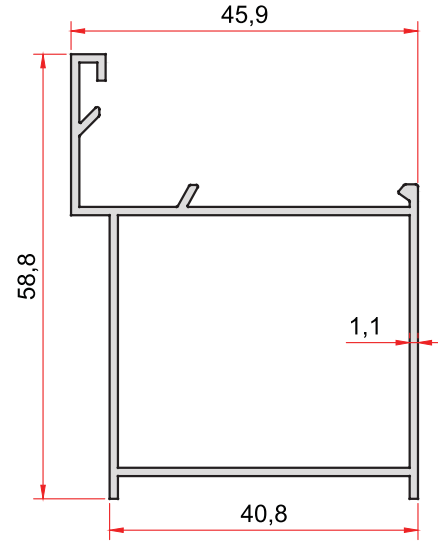
KOD-CODE *TEORİK AĞIRLIK*
THEORETICAL WEIGHT
EP-798 **0,465 Kg/m**



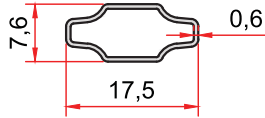
KOD-CODE *TEORİK AĞIRLIK*
THEORETICAL WEIGHT
EP-797 **0,486 Kg/m**



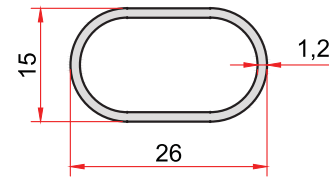
KOD-CODE *TEORİK AĞIRLIK*
THEORETICAL WEIGHT
EP-800 **0,370 Kg/m**



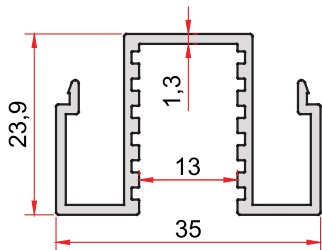
KOD-CODE *TEORİK AĞIRLIK*
THEORETICAL WEIGHT
EP-799 **0,586 Kg/m**



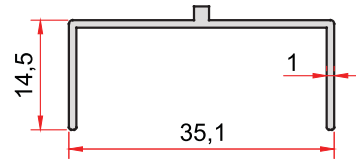
KOD-CODE *TEORİK AĞIRLIK*
THEORETICAL WEIGHT
EP-792 **0,068 Kg/m**



KOD-CODE *TEORİK AĞIRLIK*
THEORETICAL WEIGHT
EP-802 **0,219 Kg/m**



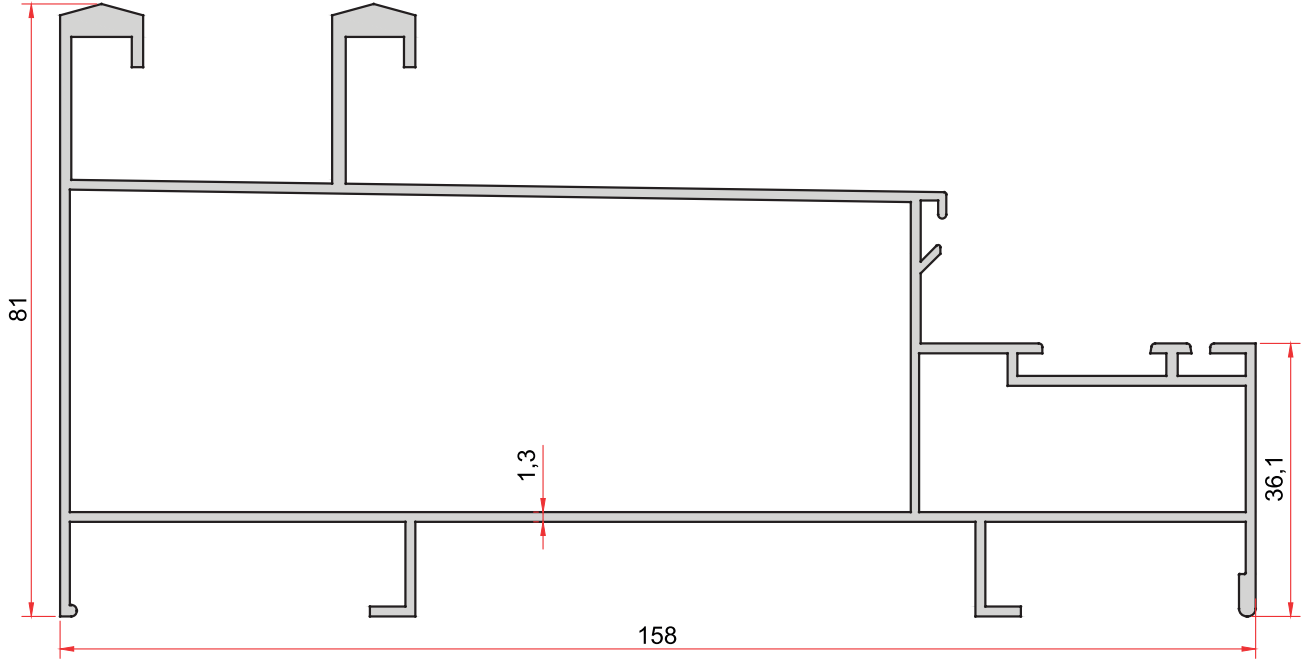
KOD-CODE *TEORİK AĞIRLIK*
THEORETICAL WEIGHT
EP-796 **0,440 Kg/m**



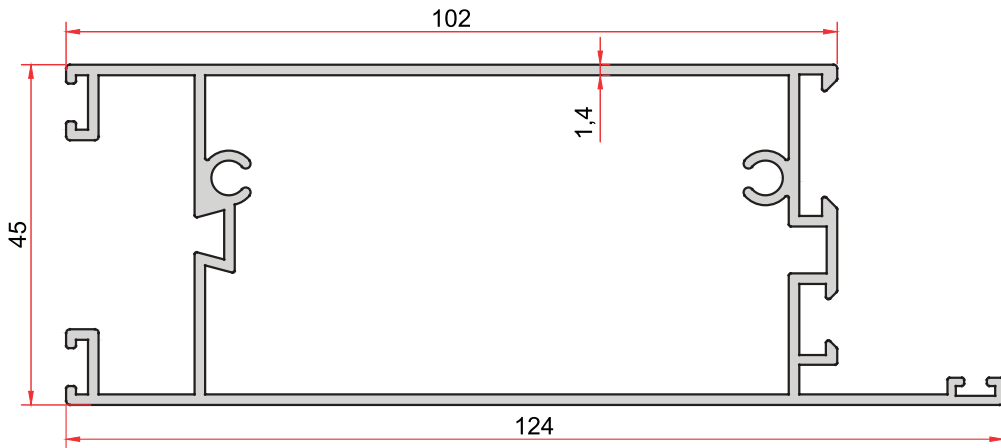
KOD-CODE *TEORİK AĞIRLIK*
THEORETICAL WEIGHT
EP-795 **0,178 Kg/m**

Özel Profiller - Kıbrıs Serisi

(Custom Profiles - Cyprus Series)



KOD-CODE **TEORİK AĞIRLIK**
EP-789 **THEORETICAL WEIGHT**
 2,211 Kg/m



KOD-CODE **TEORİK AĞIRLIK**
EP-801 **THEORETICAL WEIGHT**
 1,515 Kg/m



ekin PROFİL®

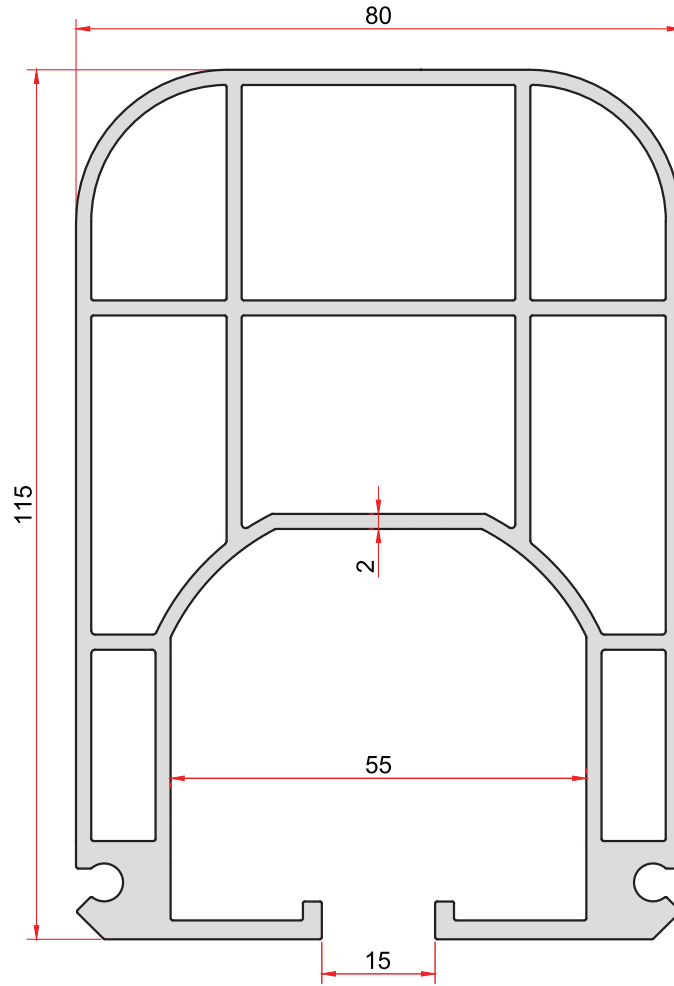
ALÜMİNYUM SİSTEMLER

Tente Profilleri

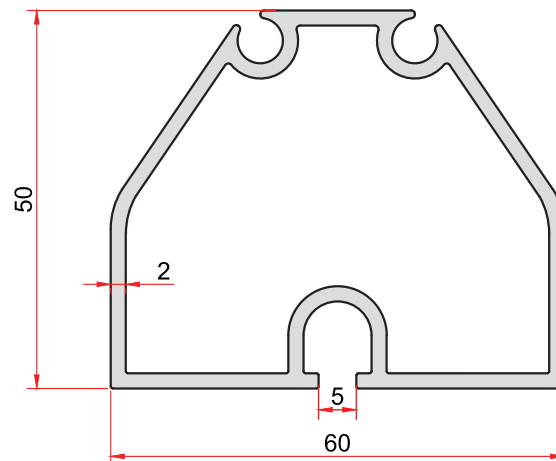
Awning Profiles



Tente Profilleri (Awning Profiles)



KOD-CODE *TEORİK AĞIRLIK*
THEORETICAL WEIGHT
EP-0097 **4,222 Kg/m**



KOD-CODE *TEORİK AĞIRLIK*
THEORETICAL WEIGHT
EP-0098 **1,223 Kg/m**



ekin PROFİL®

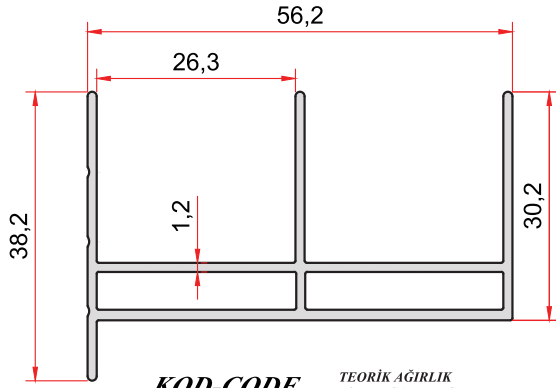
ALÜMİNYUM SİSTEMLER

Soğutma Profilleri

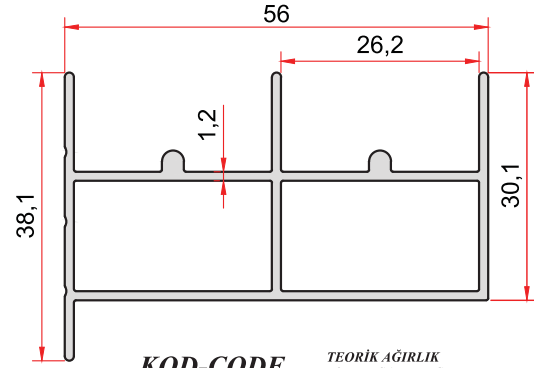
Cooling Profiles

Gc i ha U'Profilleri

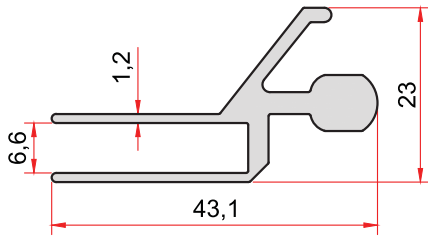
(7cc`]b[Profiles)



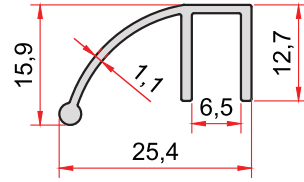
KOD-CODE *TEORİK AĞIRLIK*
THEORETICAL WEIGHT
EP-0099 **0,685 Kg/m**



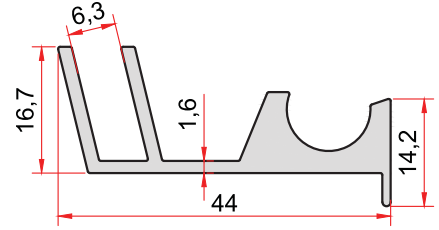
KOD-CODE *TEORİK AĞIRLIK*
THEORETICAL WEIGHT
EP-0100 **0,693 Kg/m**



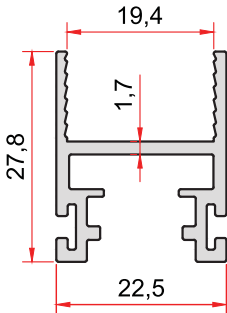
KOD-CODE *TEORİK AĞIRLIK*
THEORETICAL WEIGHT
EP-0101 **0,553 Kg/m**



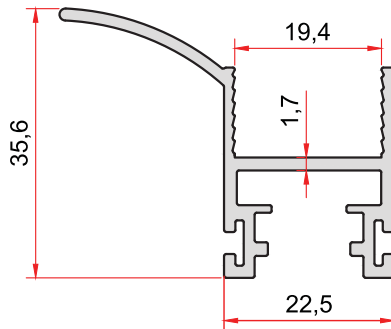
KOD-CODE *TEORİK AĞIRLIK*
THEORETICAL WEIGHT
EP-0102 **0,191 Kg/m**



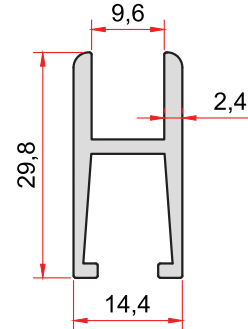
KOD-CODE *TEORİK AĞIRLIK*
THEORETICAL WEIGHT
EP-0105 **0,578 Kg/m**



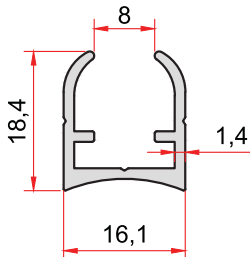
KOD-CODE *TEORİK AĞIRLIK*
THEORETICAL WEIGHT
EP-0109 **0,413 Kg/m**



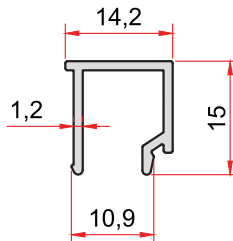
KOD-CODE *TEORİK AĞIRLIK*
THEORETICAL WEIGHT
EP-0110 **0,518 Kg/m**



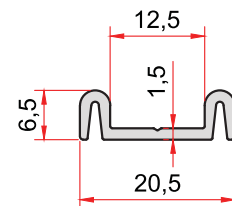
KOD-CODE *TEORİK AĞIRLIK*
THEORETICAL WEIGHT
EP-0501 **0,396 Kg/m**



KOD-CODE *TEORİK AĞIRLIK*
THEORETICAL WEIGHT
EP-0502 **0,225 Kg/m**



KOD-CODE *TEORİK AĞIRLIK*
THEORETICAL WEIGHT
EP-0503 **0,146 Kg/m**



KOD-CODE *TEORİK AĞIRLIK*
THEORETICAL WEIGHT
EP-0504 **0,143 Kg/m**




ekin PROFİL[®]

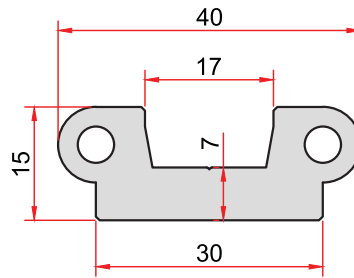
ALÜMİNYUM SİSTEMLER

Asansör Profilleri

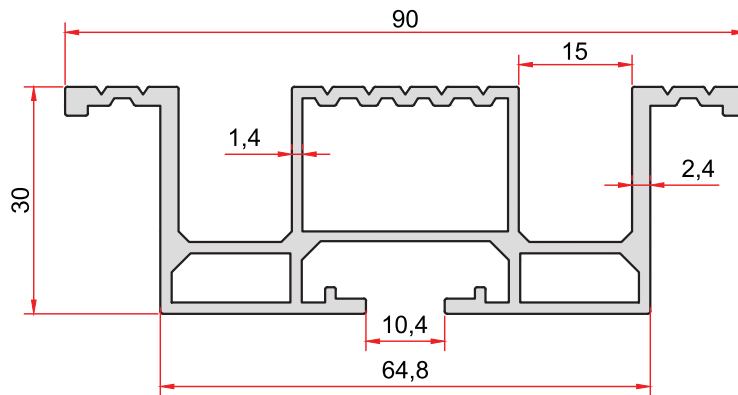
Elevator Profiles



Asansör Profilleri (Elevator Profiles)



KOD-CODE **TEORİK AĞIRLIK**
EP-6501 **THEORETICAL WEIGHT**
 0,975 Kg/m



KOD-CODE **TEORİK AĞIRLIK**
EP-6502 **THEORETICAL WEIGHT**
 1,368 Kg/m



ekin PROFİL®

ALÜMİNYUM SİSTEMLER

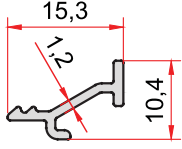
Ofis Bölme Profilleri

Office Partition Profiles

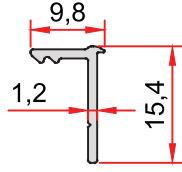


Ofis Bölme Profilleri

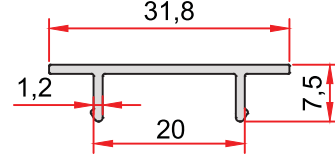
(Office Partition Profiles)



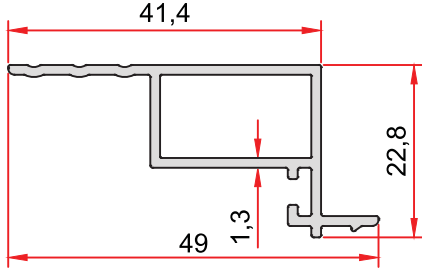
KOD-CODE TEORİK AĞIRLIK
EPAO-1031-12 0,084 Kg/m



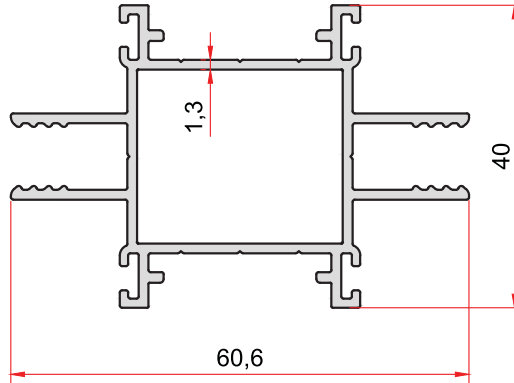
KOD-CODE TEORİK AĞIRLIK
EPAO-1032-13 0,078 Kg/m



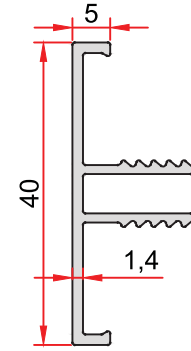
KOD-CODE TEORİK AĞIRLIK
EPAO-1041-12 0,145 Kg/m



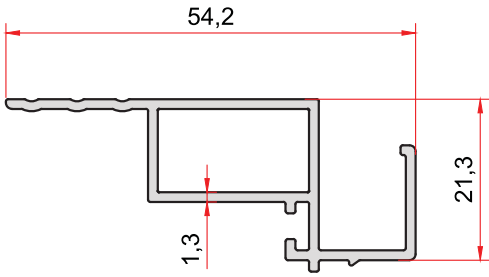
KOD-CODE TEORİK AĞIRLIK
EPAO-1021-13 0,384 Kg/m



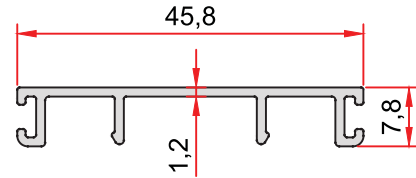
KOD-CODE TEORİK AĞIRLIK
EPAO-1011-13 0,805 Kg/m



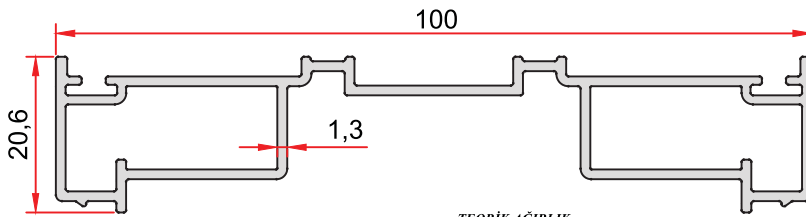
KOD-CODE TEORİK AĞIRLIK
EPAO-1042-14 0,286 Kg/m



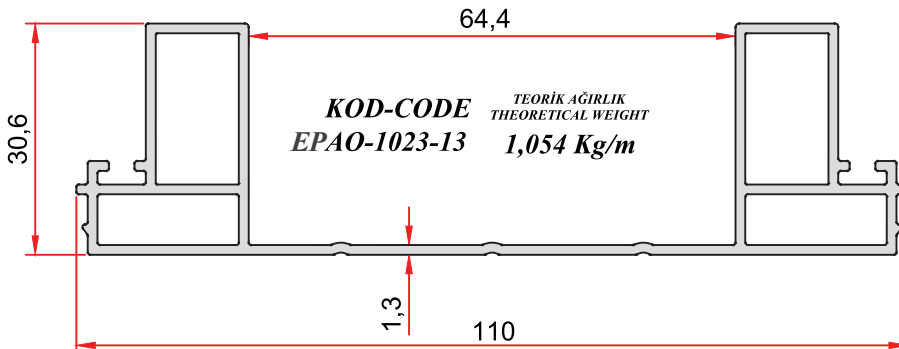
KOD-CODE TEORİK AĞIRLIK
EPAO-1022-13 0,453 Kg/m



KOD-CODE TEORİK AĞIRLIK
EPAO-1043-12 0,261 Kg/m



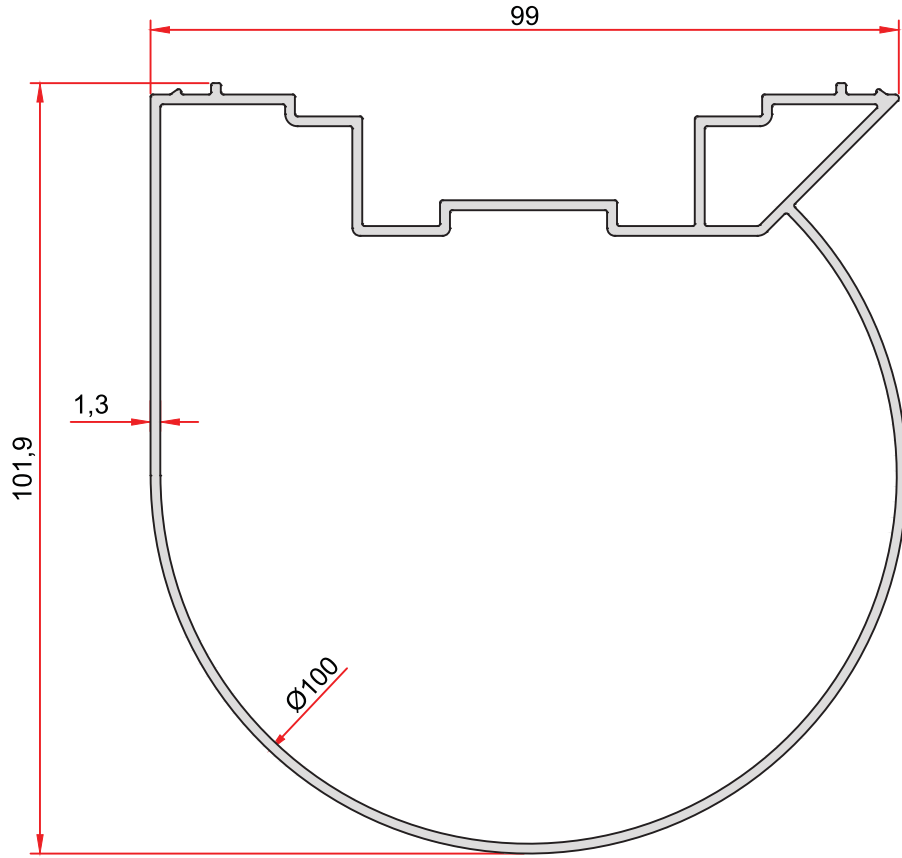
KOD-CODE TEORİK AĞIRLIK
EPAO-1012-13 0,874 Kg/m



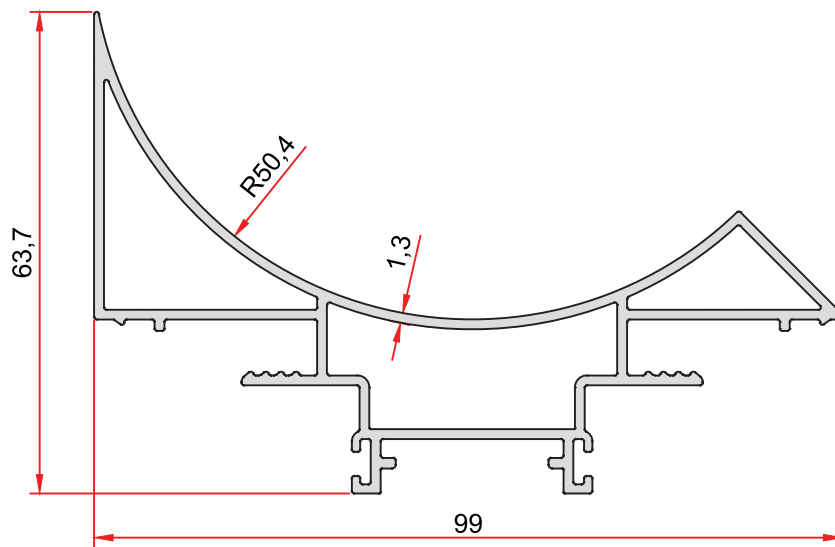
KOD-CODE TEORİK AĞIRLIK
EPAO-1023-13 1,054 Kg/m

Ofis Bölme Profilleri

(Office Partition Profiles)



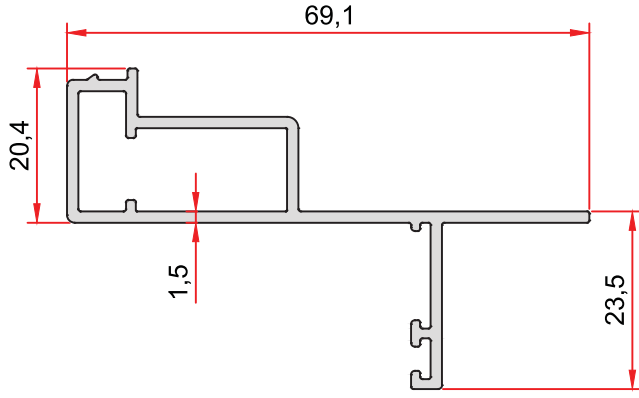
KOD-CODE *TEORİK AĞIRLIK*
THEORETICAL WEIGHT
EPAO-1013-13 **1,468 Kg/m**



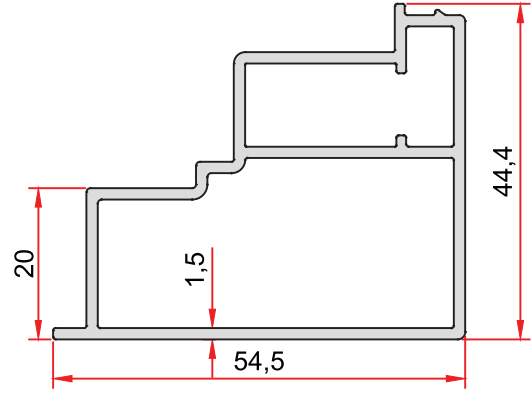
KOD-CODE *TEORİK AĞIRLIK*
THEORETICAL WEIGHT
EPAO-1014-13 **1,220 Kg/m**

Ofis Bölme Profilleri

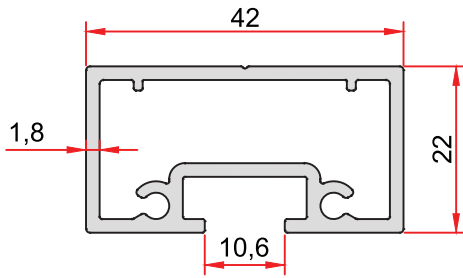
(Office Partition Profiles)



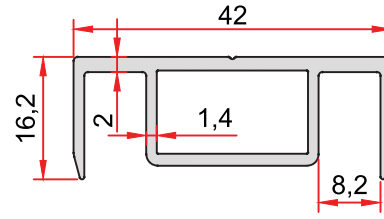
KOD-CODE *TEORİK AĞIRLIK*
THEORETICAL WEIGHT
EPAO-1024-13 **0,669 Kg/m**



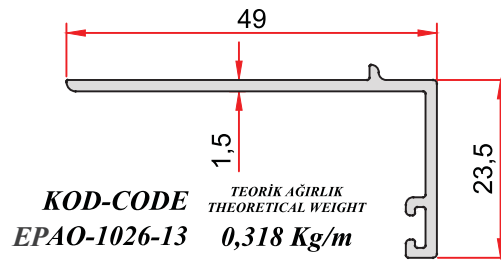
KOD-CODE *TEORİK AĞIRLIK*
THEORETICAL WEIGHT
EPAO-1025-15 **0,871 Kg/m**



KOD-CODE *TEORİK AĞIRLIK*
THEORETICAL WEIGHT
EPAO-1027-18 **0,736 Kg/m**



KOD-CODE *TEORİK AĞIRLIK*
THEORETICAL WEIGHT
EPAO-1028-14 **0,491 Kg/m**

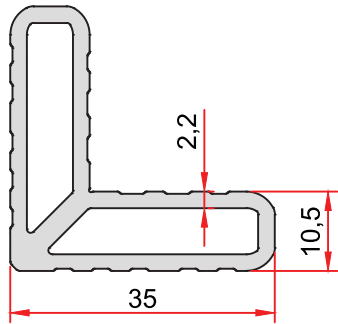


KOD-CODE *TEORİK AĞIRLIK*
THEORETICAL WEIGHT
EPAO-1026-13 **0,318 Kg/m**

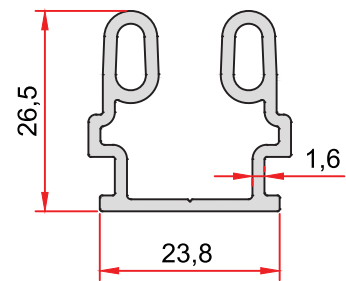
Ofis Bölme Profilleri

(Office Partition Profiles)

-  **AC1-02** 1 Koli 12 Kg
1 Koli 265 M
-  **AC2-01** 1 Koli 12 Kg
1 Koli 330 M
-  **AC2-02** 1 Koli 10 Kg
1 Koli 210 M
-  **AC2-03** 1 Koli 15 Kg
1 Koli 215 M
-  **AC3-01** 1 Koli 10 Kg
1 Koli 330 M

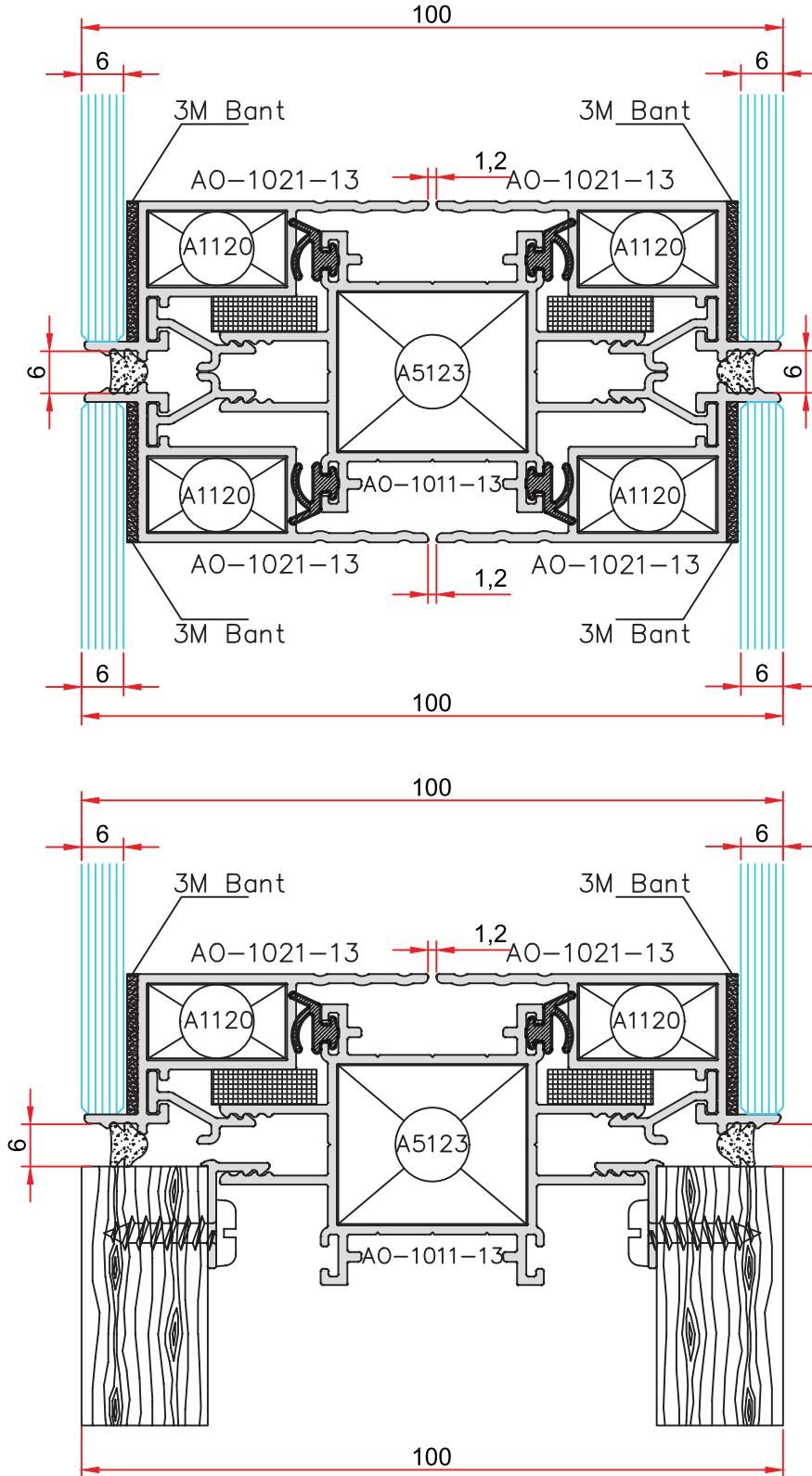


KOD-CODE TEORİK AĞIRLIK
EPKT-1105-00 THEORETICAL WEIGHT
0,793 Kg/m



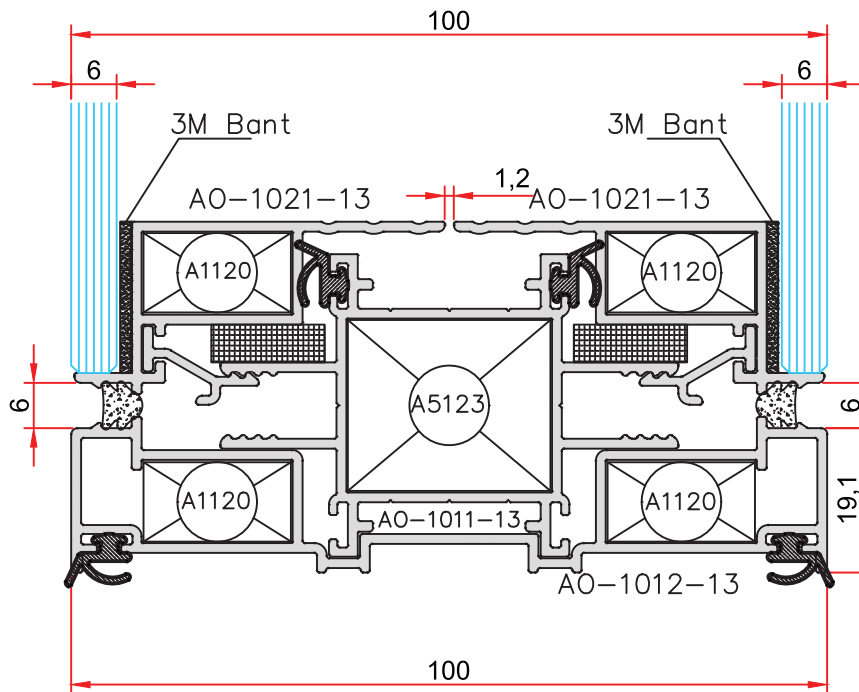
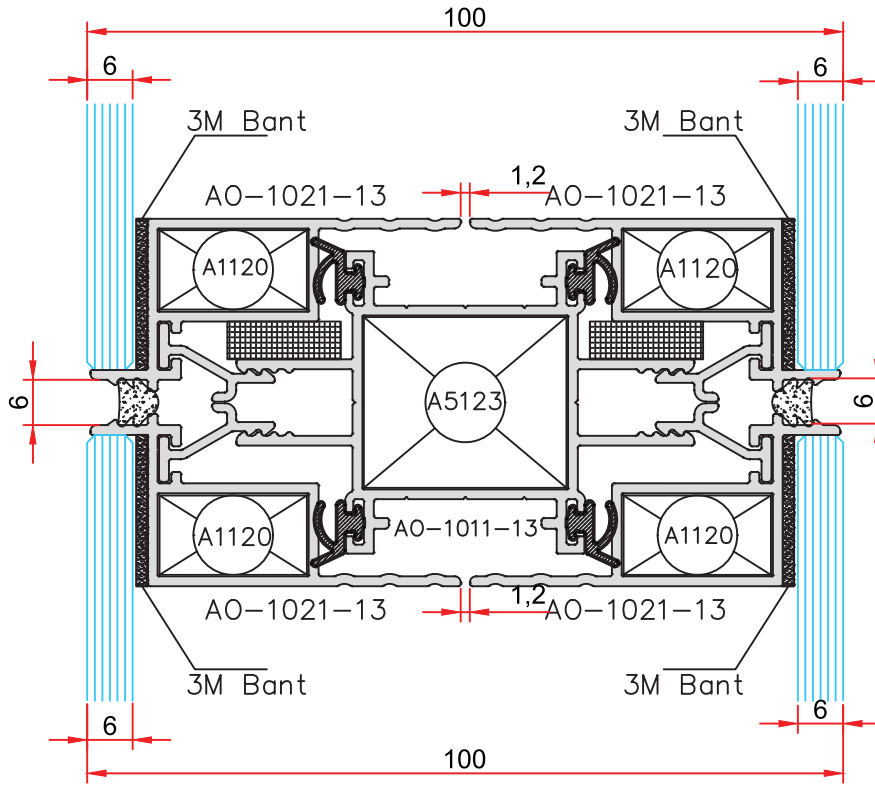
KOD-CODE TEORİK AĞIRLIK
EPAO-1051-16 THEORETICAL WEIGHT
0,522 Kg/m

Ofis Bölme Profilleri (Office Partition Profiles)

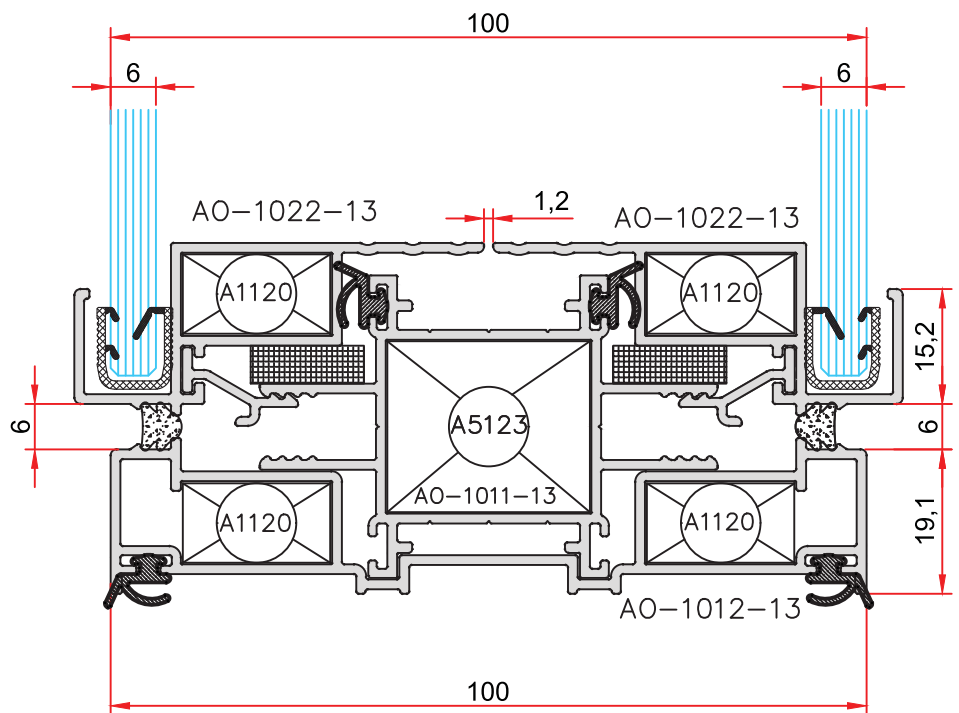
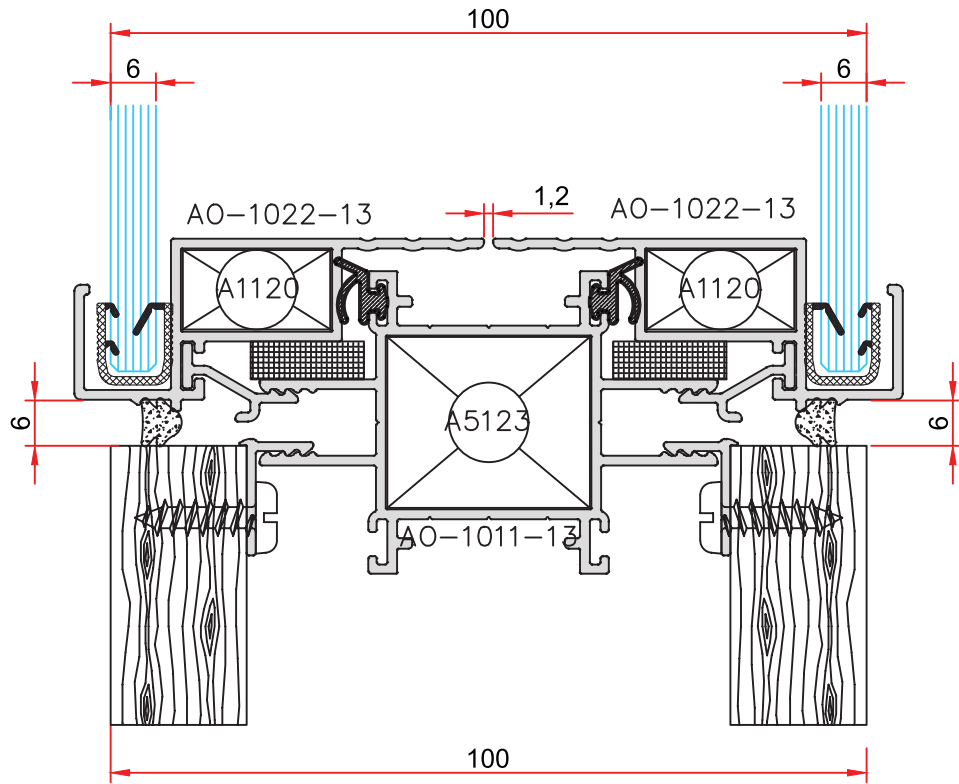


Ofis Bölme Profilleri

(Office Partition Profiles)

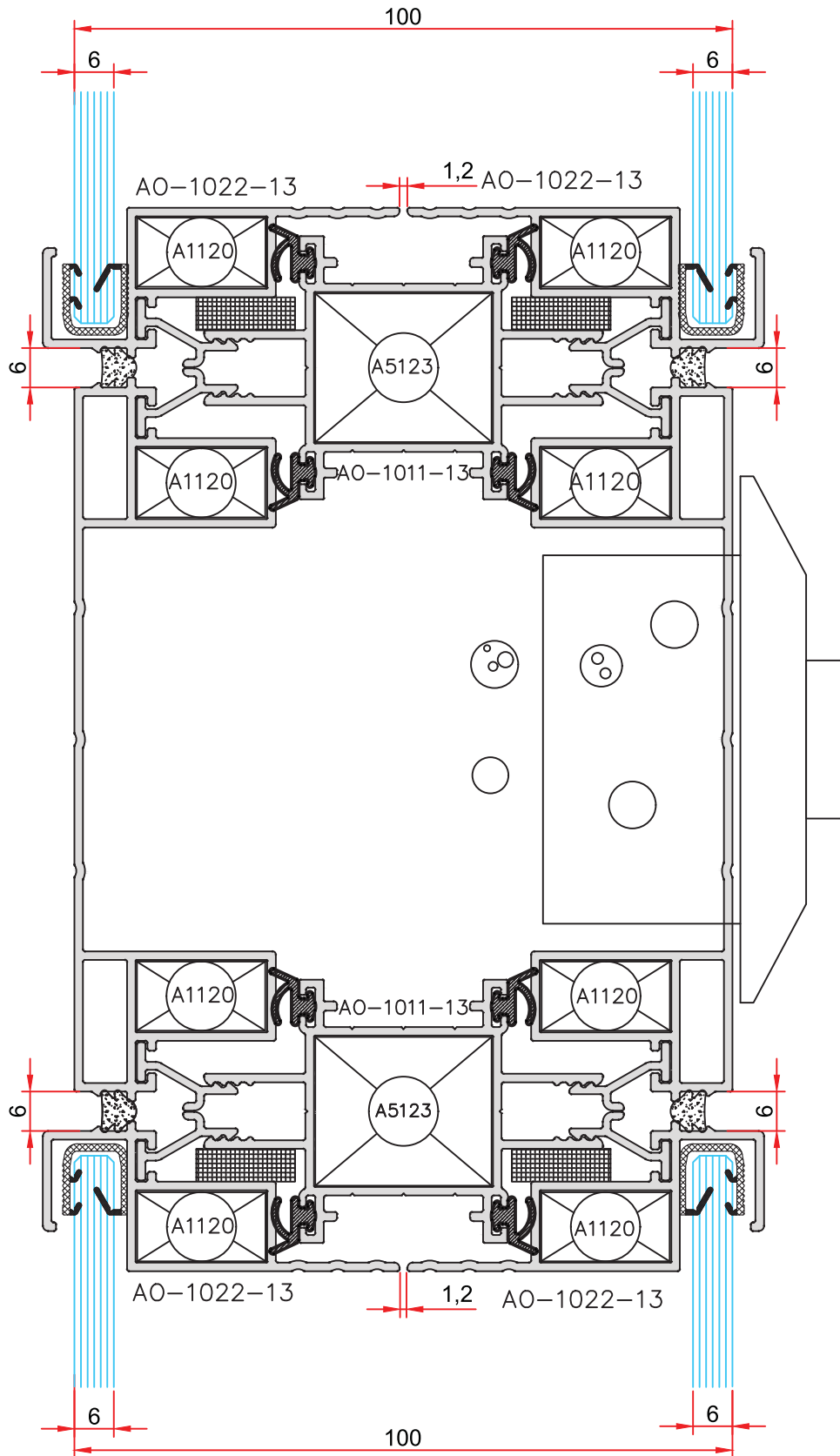


Ofis Bölme Profilleri (Office Partition Profiles)



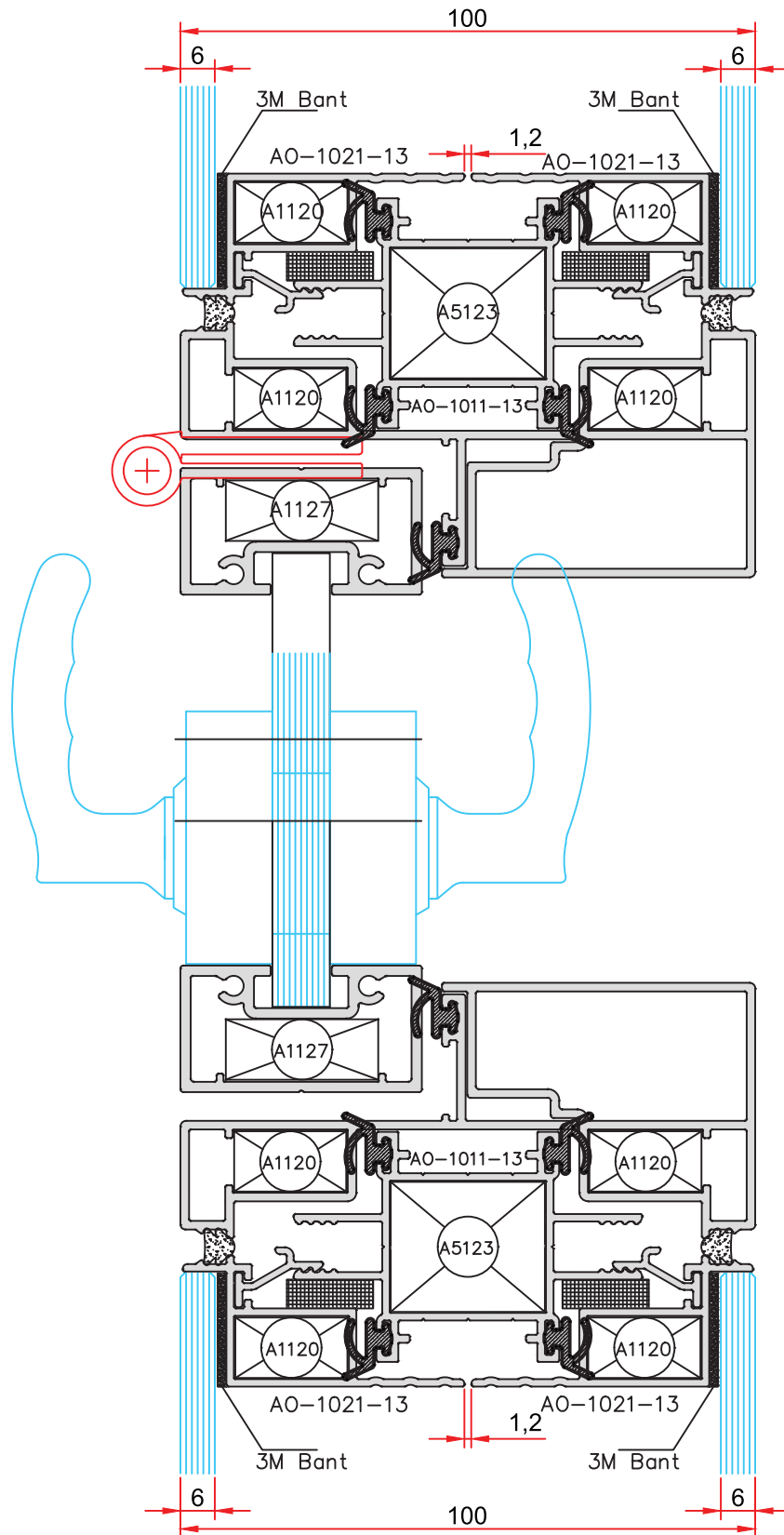
Ofis Bölme Profilleri

(Office Partition Profiles)



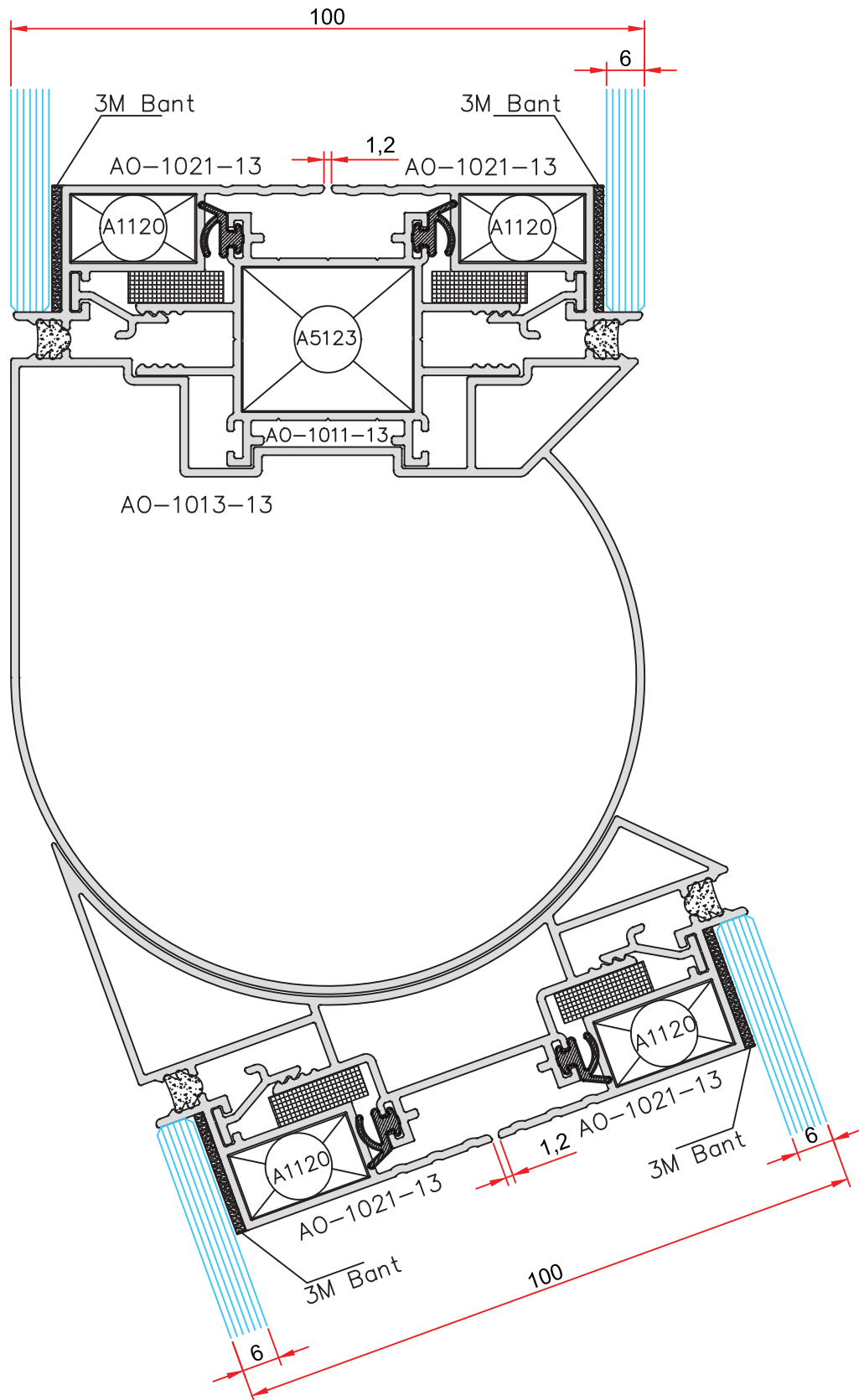
Ofis Bölme Profilleri

(Office Partition Profiles)

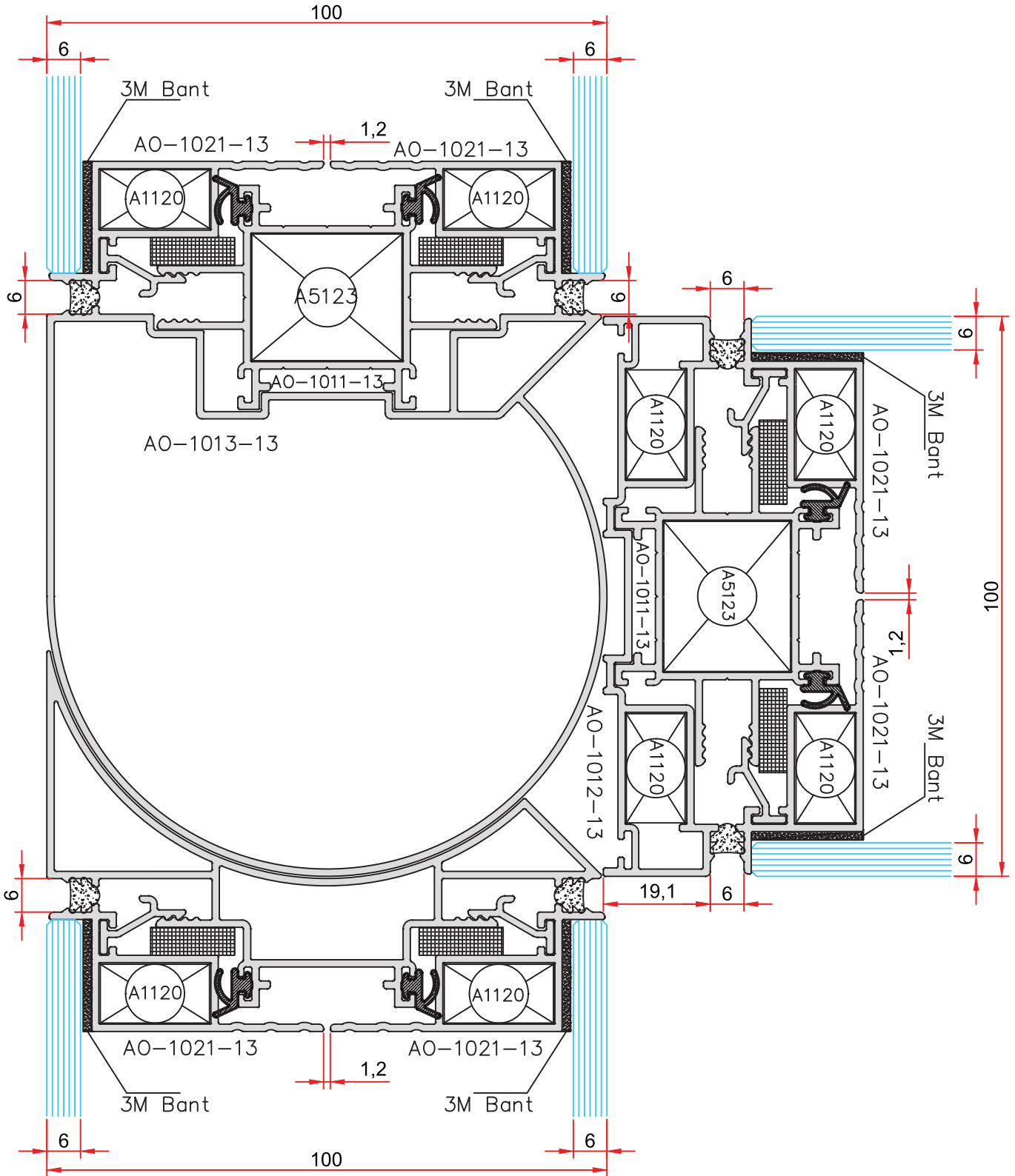


Ofis Bölme Profilleri

(Office Partition Profiles)

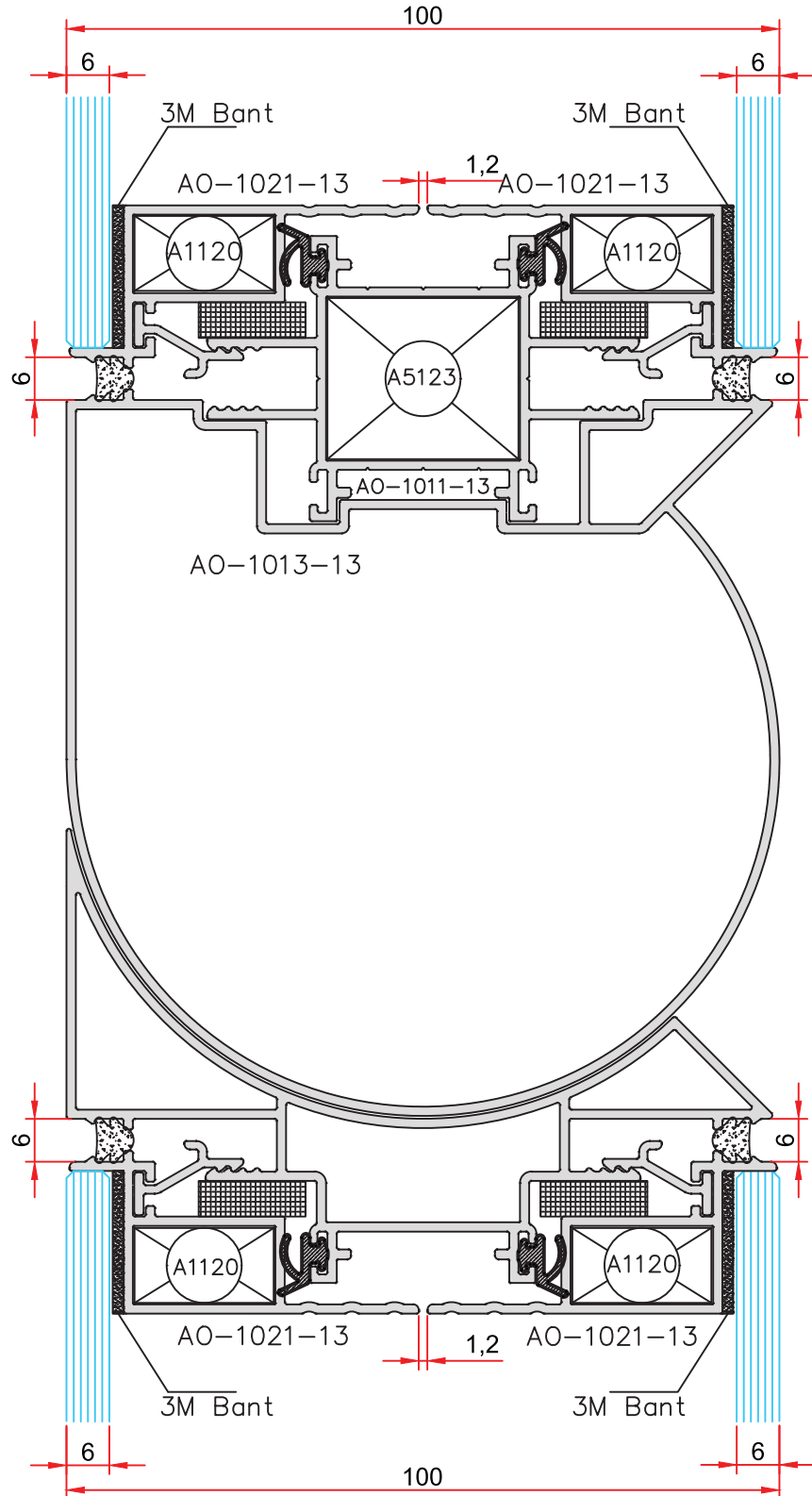


Ofis Bölme Profilleri (Office Partition Profiles)

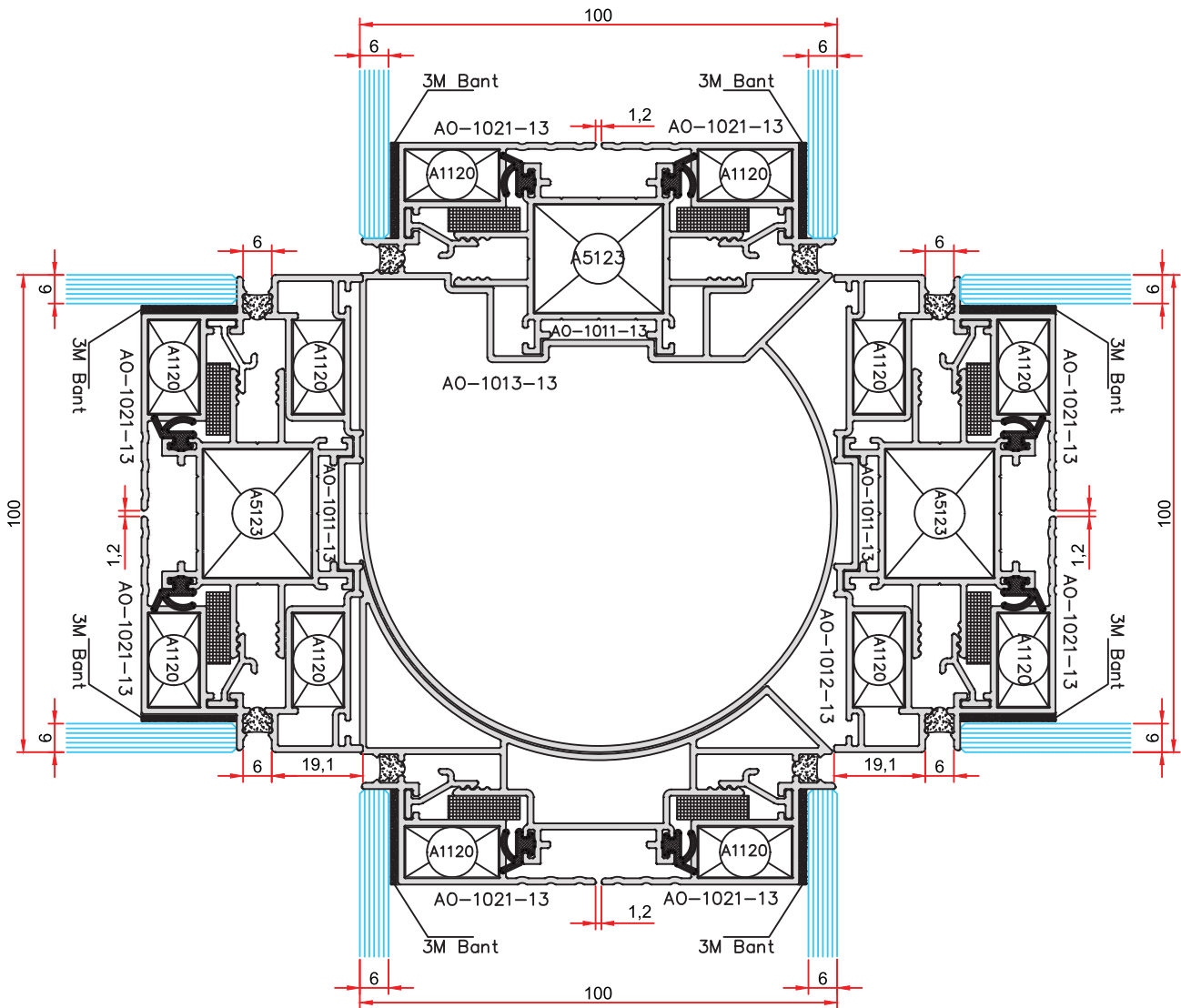


Ofis Bölme Profilleri

(Office Partition Profiles)



Ofis Bölme Profilleri (Office Partition Profiles)



ÖZ EKİN PROFİL®

ALÜMİNYUM SİSTEMLERİ



ÖZ EKİN PROFİL®

ALÜMİNYUM SİSTEMLERİ

- 📍 2. OSB, Havaalanı Yolu 4.km Yeşilyurt 44900 Malatya TÜRKİYE
- ☎ +90 444 0 874
- 📞 +90 549 712 4441
- ✉ info@ozekin.com.tr
- 🌐 www.ozekin.com.tr



ÖZ
ekin®
Grup

